

US00D563150S

(12) **United States Design Patent**
Chau et al.

(10) **Patent No.:** **US D563,150 S**
(45) **Date of Patent:** **** Mar. 4, 2008**

- (54) **GRILL**
 - (75) Inventors: **Nam Wai Chau**, Hong Kong (CN);
Brian Wood, McKinney, TX (US); **Siu Cheong Hon**, Hong Kong (CN)
 - (73) Assignee: **The Brinkmann Corporation**, Dallas, TX (US)
 - (**) Term: **14 Years**
 - (21) Appl. No.: **29/265,402**
 - (22) Filed: **Aug. 29, 2006**
(Under 37 CFR 1.47)
 - (51) **LOC (8) Cl.** **07-02**
 - (52) **U.S. Cl.** **D7/334**
 - (58) **Field of Classification Search** D7/332,
D7/334-337, 402-404; 126/25 R, 25 A,
126/25 AA, 37 R, 38, 41 R, 40, 39 B, 268,
126/276, 9 R; 99/449, 473, 481, 482
- See application file for complete search history.

- (56) **References Cited**
- U.S. PATENT DOCUMENTS
- D293,067 S 12/1987 Stephen et al.
- 4,886,045 A 12/1989 Ducate, Jr. et al.
- D316,355 S 4/1991 Stephen et al.
- 5,536,518 A 7/1996 Rummel
- 5,755,154 A 5/1998 Schroeter et al.
- D406,009 S 2/1999 Wagner et al.
- D406,488 S 3/1999 Bates et al.
- D406,489 S 3/1999 Williams et al.
- D417,587 S 12/1999 Wagner et al.
- D438,060 S 2/2001 Campbell et al.
- D438,427 S 3/2001 Campbell et al.
- 6,332,395 B1 12/2001 Home
- D454,276 S 3/2002 Pai
- D461,359 S 8/2002 Coleman et al.
- D466,368 S 12/2002 Neal et al.
- D466,756 S 12/2002 Bossler et al.
- D470,357 S 2/2003 Home
- D471,057 S 3/2003 Chung
- D471,761 S 3/2003 Choi et al.
- D472,756 S 4/2003 Pai
- D474,070 S 5/2003 McKenzie
- D475,235 S 6/2003 Home
- D479,092 S 9/2003 Lewis et al.
- D488,025 S 4/2004 Tseng
- D491,414 S 6/2004 Nichols et al.

- D494,009 S 8/2004 Joss et al.
- D494,413 S 8/2004 Joss et al.
- D497,284 S 10/2004 Pai
- D504,048 S 4/2005 Joss et al.
- 6,923,172 B2 8/2005 Muldoon
- 6,935,327 B1 8/2005 Williams et al.
- D512,268 S 12/2005 Pai
- D514,381 S 2/2006 Chung
- D520,298 S 5/2006 Huegerich et al.
- D521,308 S 5/2006 Tseng
- D533,010 S * 12/2006 Pai D7/334
- D544,289 S * 6/2007 Tseng D7/332
- D546,116 S * 7/2007 Tseng D7/334
- D547,108 S * 7/2007 Tseng D7/332
- D549,511 S * 8/2007 Chung D7/334
- D549,514 S * 8/2007 Chung D7/334
- 2006/0054156 A1 3/2006 Zelek et al.
- 2006/0144385 A1 7/2006 Coleman et al.

* cited by examiner

Primary Examiner—Ruth McInroy
(74) *Attorney, Agent, or Firm*—Sheppard, Mullin, Richter & Hampton LLP

(57) **CLAIM**

We claim the ornamental design for a grill, as shown and described.

DESCRIPTION

FIG. 1 is a perspective view of the grill showing the new design;

FIG. 2 is a front elevational view thereof;

FIG. 3 is a rear elevational view thereof;

FIG. 4 is a right side elevational view thereof;

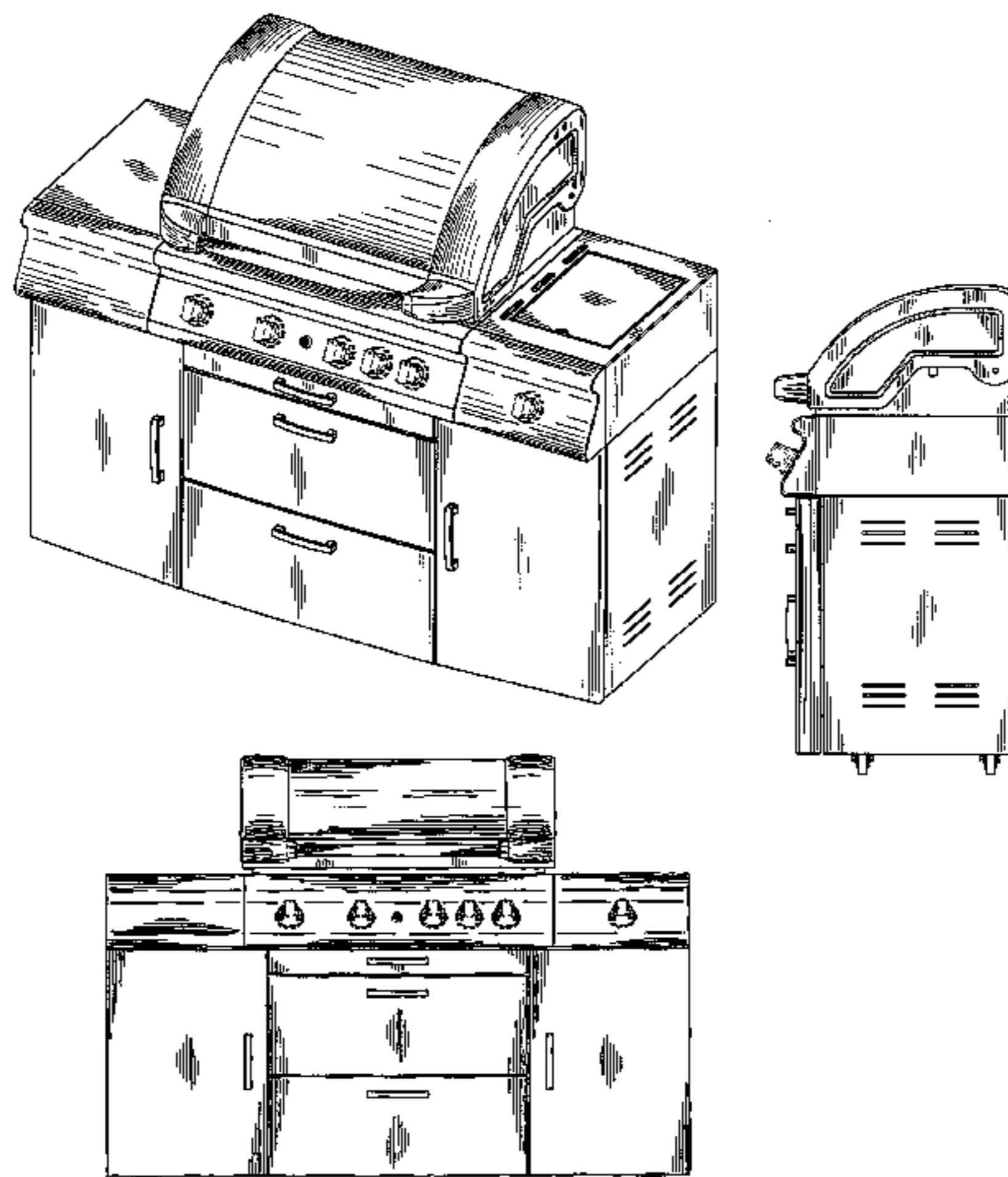
FIG. 5 is a left side elevational view thereof;

FIG. 6 is a top plan view thereof; and,

FIG. 7 is a bottom plan view thereof.

The broken lines showing on the drawing disclosure are for illustrative purposes only and form no part of the claimed design.

1 Claim, 4 Drawing Sheets



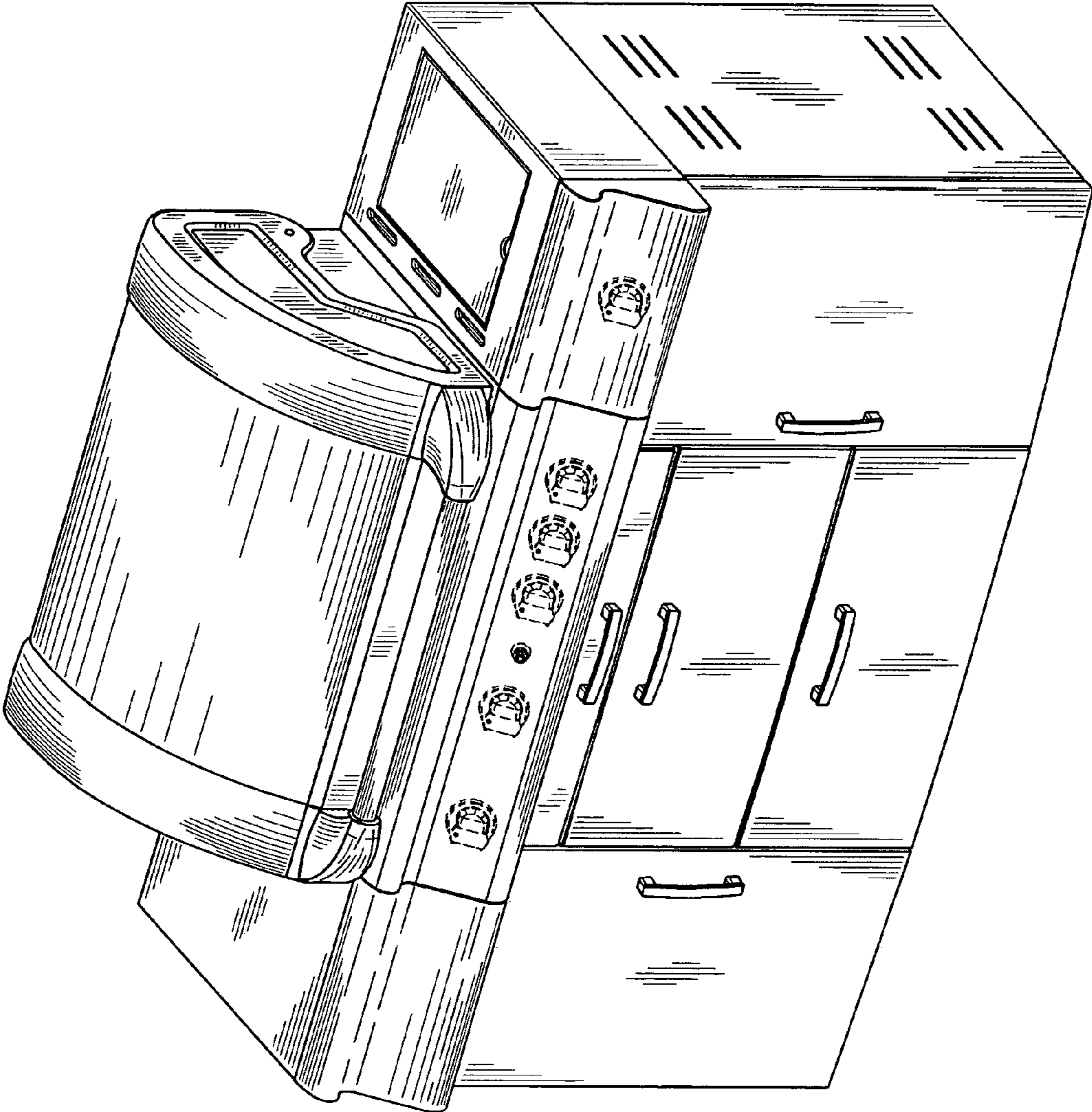


FIG. 1

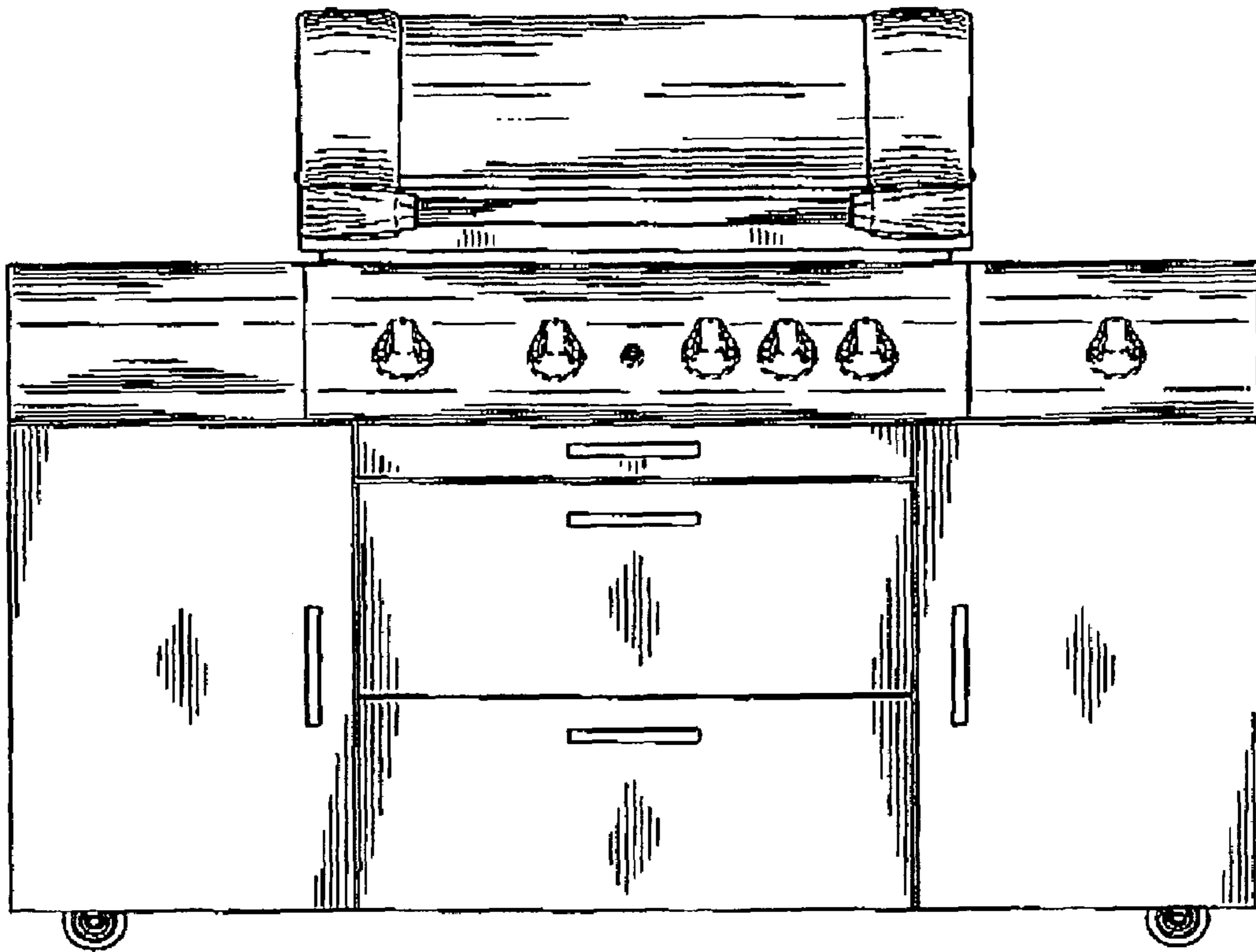


FIG. 2

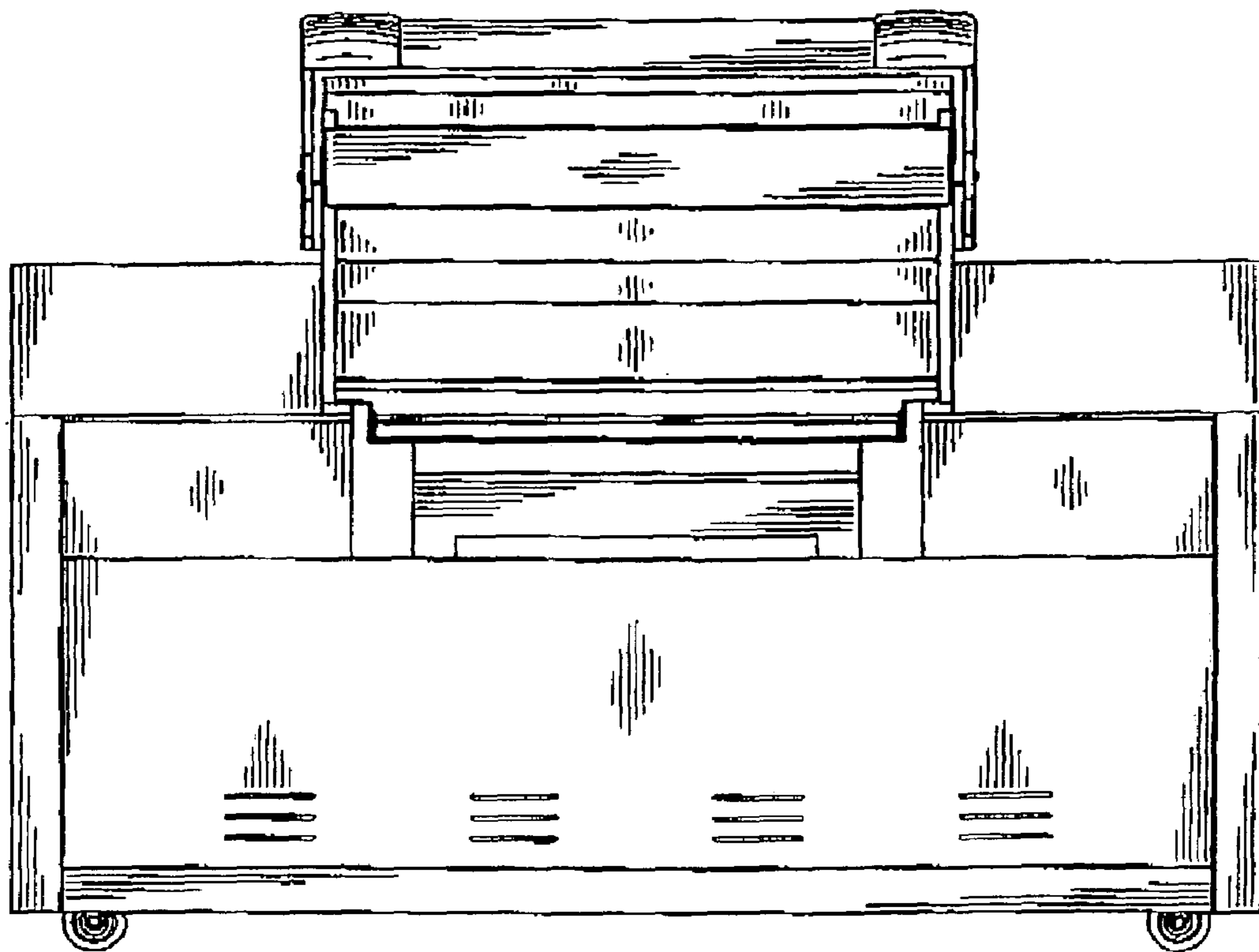


FIG. 3

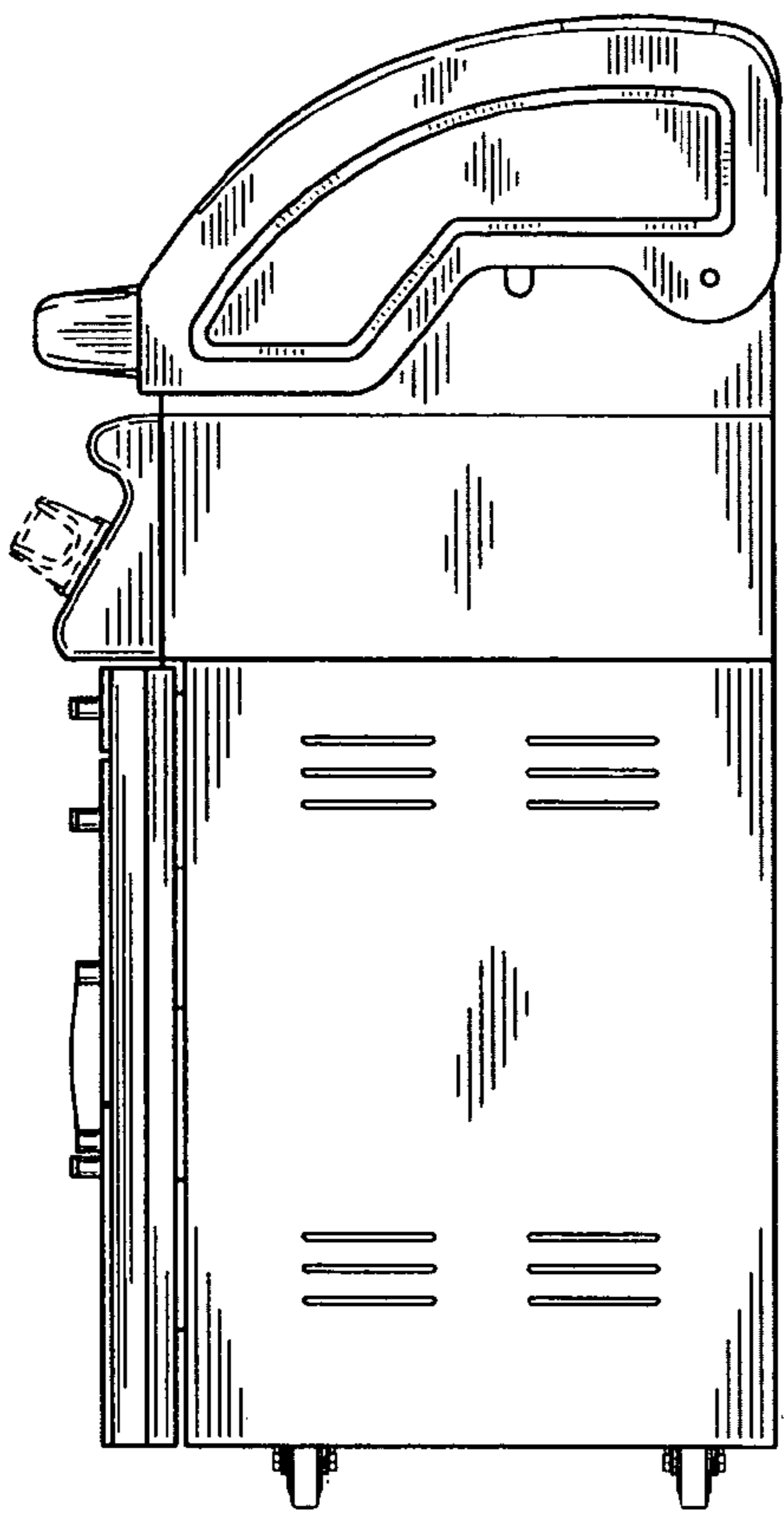


FIG. 4

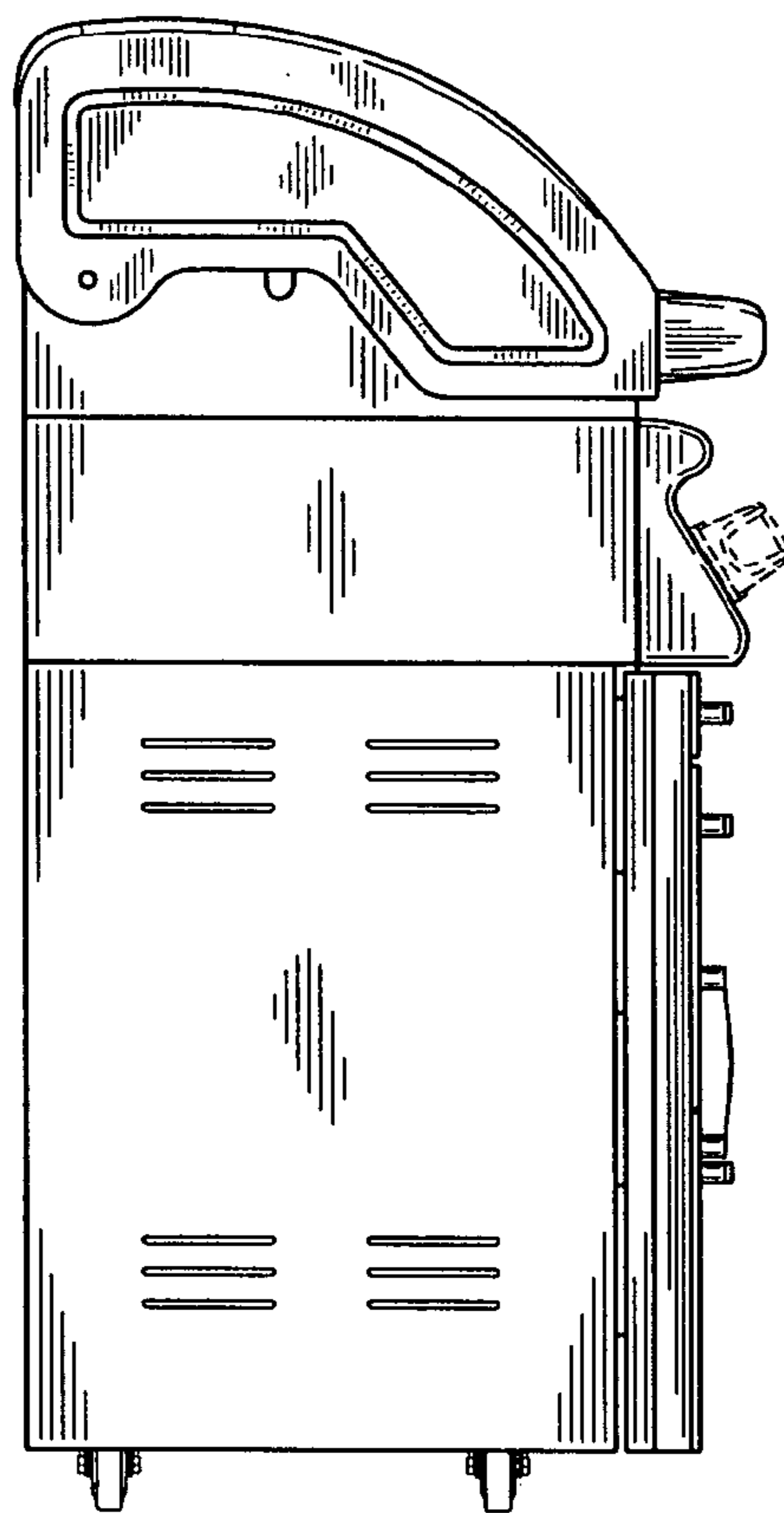


FIG. 5

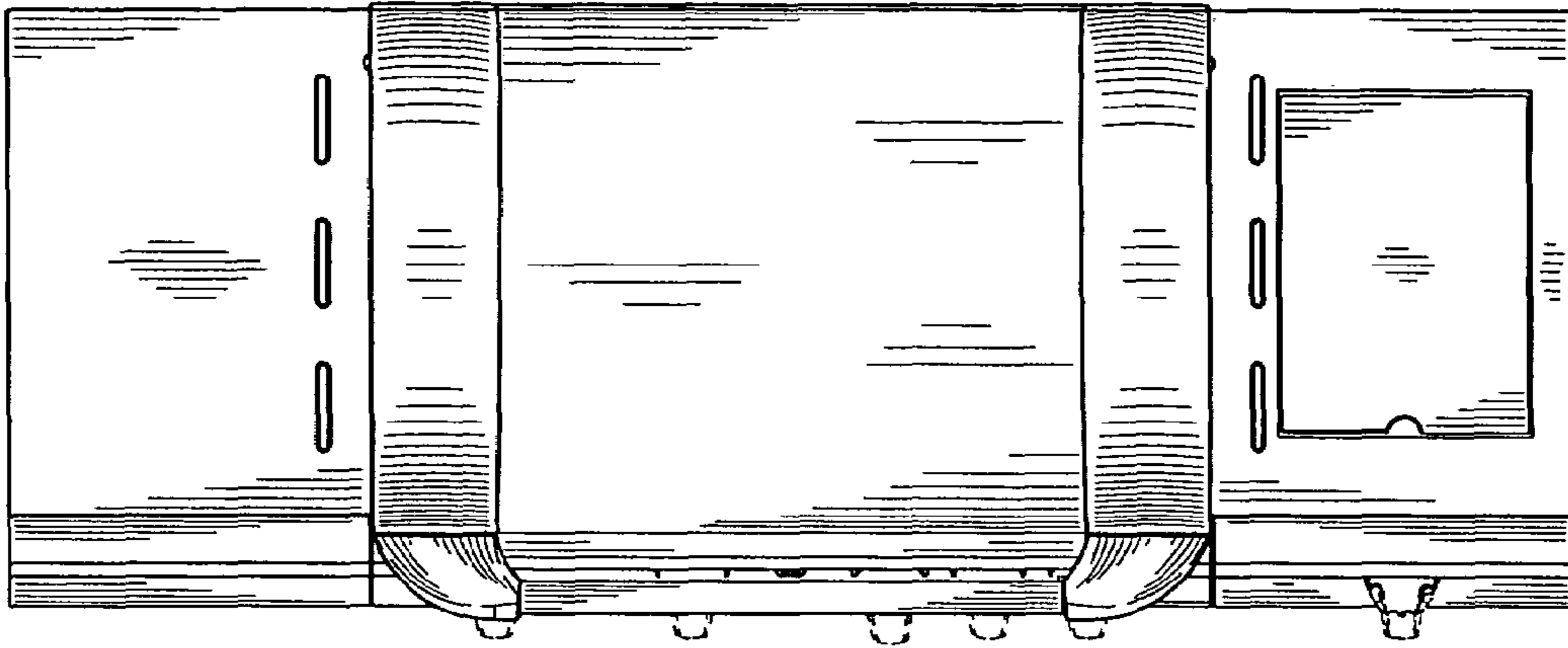


FIG. 6

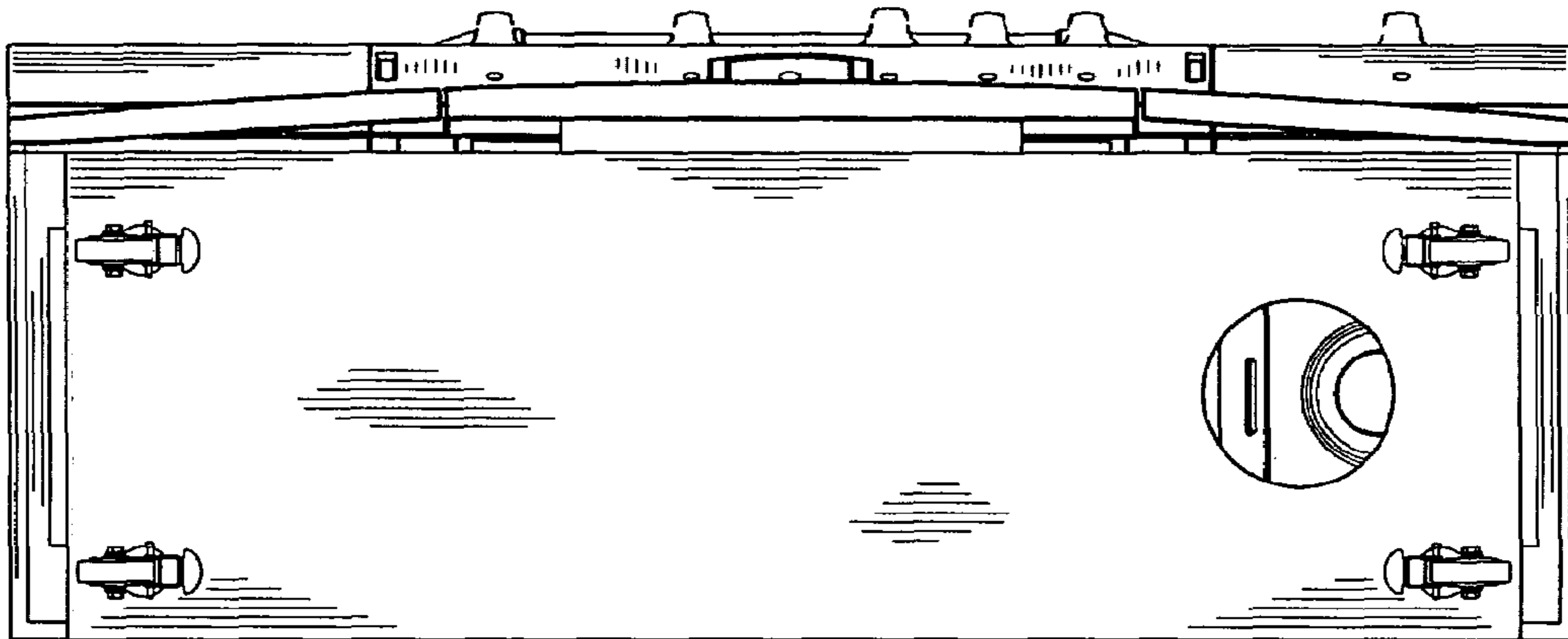


FIG. 7

UNITED STATES PATENT AND TRADEMARK OFFICE
CERTIFICATE OF CORRECTION

PATENT NO. : Des. 563,150 S
APPLICATION NO. : 29/265402
DATED : March 4, 2008
INVENTOR(S) : Nam Wai Chau et al.

Page 1 of 6

It is certified that error appears in the above-identified patent and that said Letters Patent is hereby corrected as shown below:

The title page should be deleted and substitute therefor the attached title page.

Drawings:

Delete drawing sheets 1-4 and substitute therefor drawing sheets, consisting of Figs 1-7 as shown on the attached pages.

Signed and Sealed this

Twenty-second Day of September, 2009



David J. Kappos
Director of the United States Patent and Trademark Office

(12) **United States Design Patent** (10) Patent No.: **US D563,150 S**
 Chau et al. (45) Date of Patent: **** Mar. 4, 2008**

(54) **GRILL.**
 (75) Inventors: **Nam Wai Chau, Hong Kong (CN); Brian Wood, McKinney, TX (US); Siu Cheung Hon, Hong Kong (CN)**
 (73) Assignee: **The Brinkmann Corporation, Dallas, TX (US)**
 (**) Term: **14 Years**
 (21) Appl. No.: **29/265,402**
 (22) Filed: **Aug. 29, 2006**
 (Under 37 CFR 1.47)
 (51) **LOC (8) CL. 07-02**
 (52) **U.S. CL. D7/334**
 (58) **Field of Classification Search D7/332, D7/334-337, 402-404; 126/25 R, 25 A, 126/25 AA, 37 R, 38, 41 R, 40, 39 B, 268, 126/276, 9 R; 99/449, 473, 481, 482**
 See application file for complete search history.

D494,009 S 8/2004 Joss et al.
 D494,413 S 8/2004 Joss et al.
 D497,284 S 10/2004 Pai
 D504,048 S 4/2005 Joss et al.
 6,923,172 B2 8/2005 Muldoon
 6,935,327 B1 8/2005 Williams et al.
 D512,268 S 12/2005 Pai
 D514,381 S 2/2006 Chung
 D520,298 S 5/2006 Huegerich et al.
 D521,308 S 5/2006 Tseng
 D533,010 S * 12/2006 Pai D7/334
 D544,289 S * 6/2007 Tseng D7/332
 D546,116 S * 7/2007 Tseng D7/334
 D547,108 S * 7/2007 Tseng D7/332
 D549,511 S * 8/2007 Chung D7/334
 D549,514 S * 8/2007 Chung D7/334
 2006/0054156 A1 3/2006 Zelek et al.
 2006/0144385 A1 7/2006 Coleman et al.

* cited by examiner

Primary Examiner—Ruth McInroy
 (74) *Attorney, Agent, or Firm*—Sheppard, Mullin, Richter & Hampton LLP

(56) **References Cited**
 U.S. PATENT DOCUMENTS

D293,067 S 12/1987 Stephen et al.
 4,886,045 A 12/1989 Ducate, Jr. et al.
 D316,355 S 4/1991 Stephen et al.
 5,536,518 A 7/1996 Rummel
 5,755,154 A 5/1998 Schroeter et al.
 D406,009 S 2/1999 Wagner et al.
 D406,488 S 3/1999 Bates et al.
 D406,489 S 3/1999 Williams et al.
 D417,587 S 12/1999 Wagner et al.
 D438,060 S 2/2001 Campbell et al.
 D438,427 S 3/2001 Campbell et al.
 6,332,395 B1 12/2001 Horne
 D454,276 S 3/2002 Pai
 D461,359 S 8/2002 Coleman et al.
 D466,368 S 12/2002 Neal et al.
 D466,756 S 12/2002 Bossler et al.
 D470,357 S 2/2003 Horne
 D471,057 S 3/2003 Chung
 D471,761 S 3/2003 Choi et al.
 D472,756 S 4/2003 Pai
 D474,070 S 5/2003 McKenzie
 D475,235 S 6/2003 Horne
 D479,092 S 9/2003 Lewis et al.
 D488,025 S 4/2004 Tseng
 D491,414 S 6/2004 Nichols et al.

(57) **CLAIM**

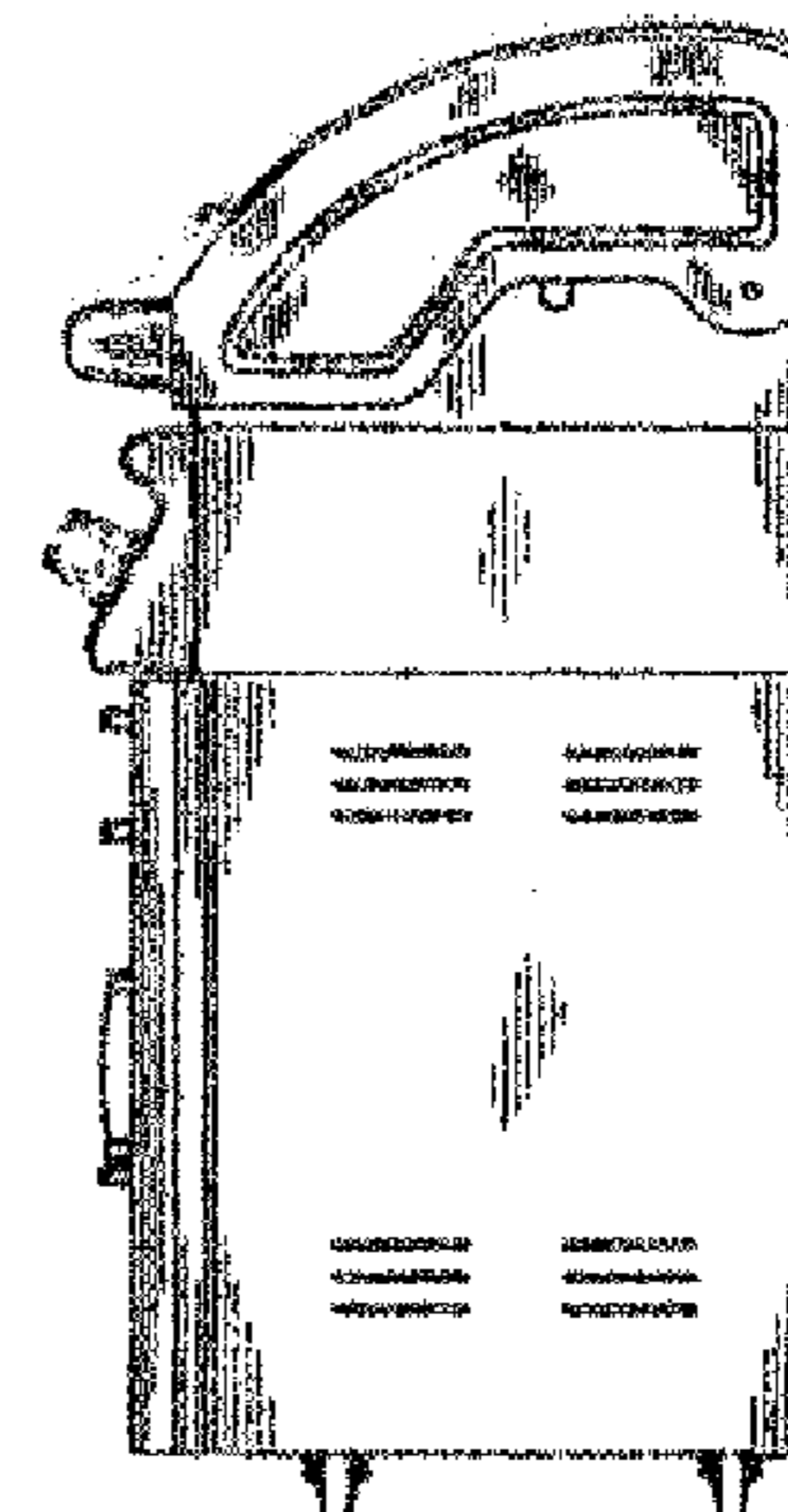
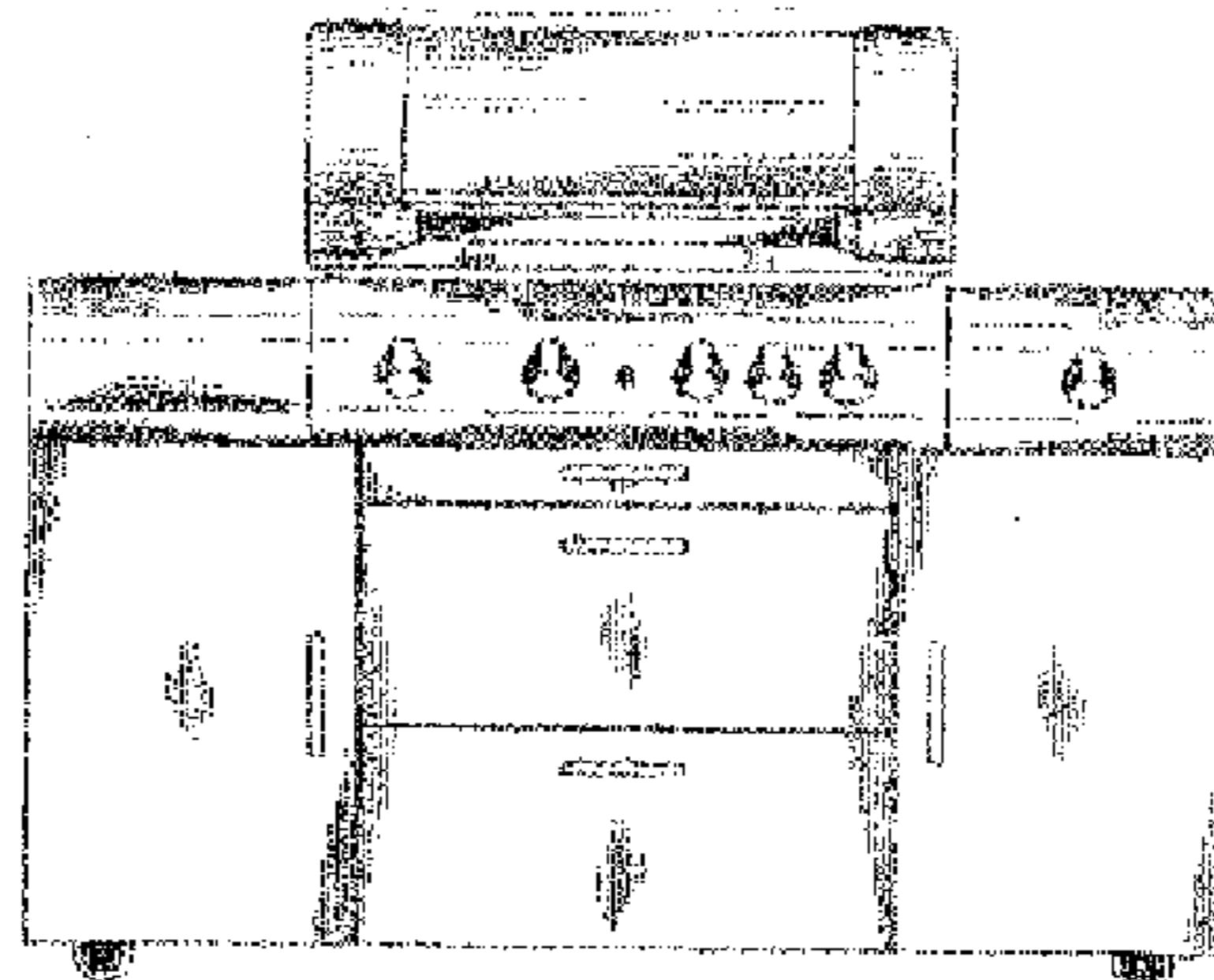
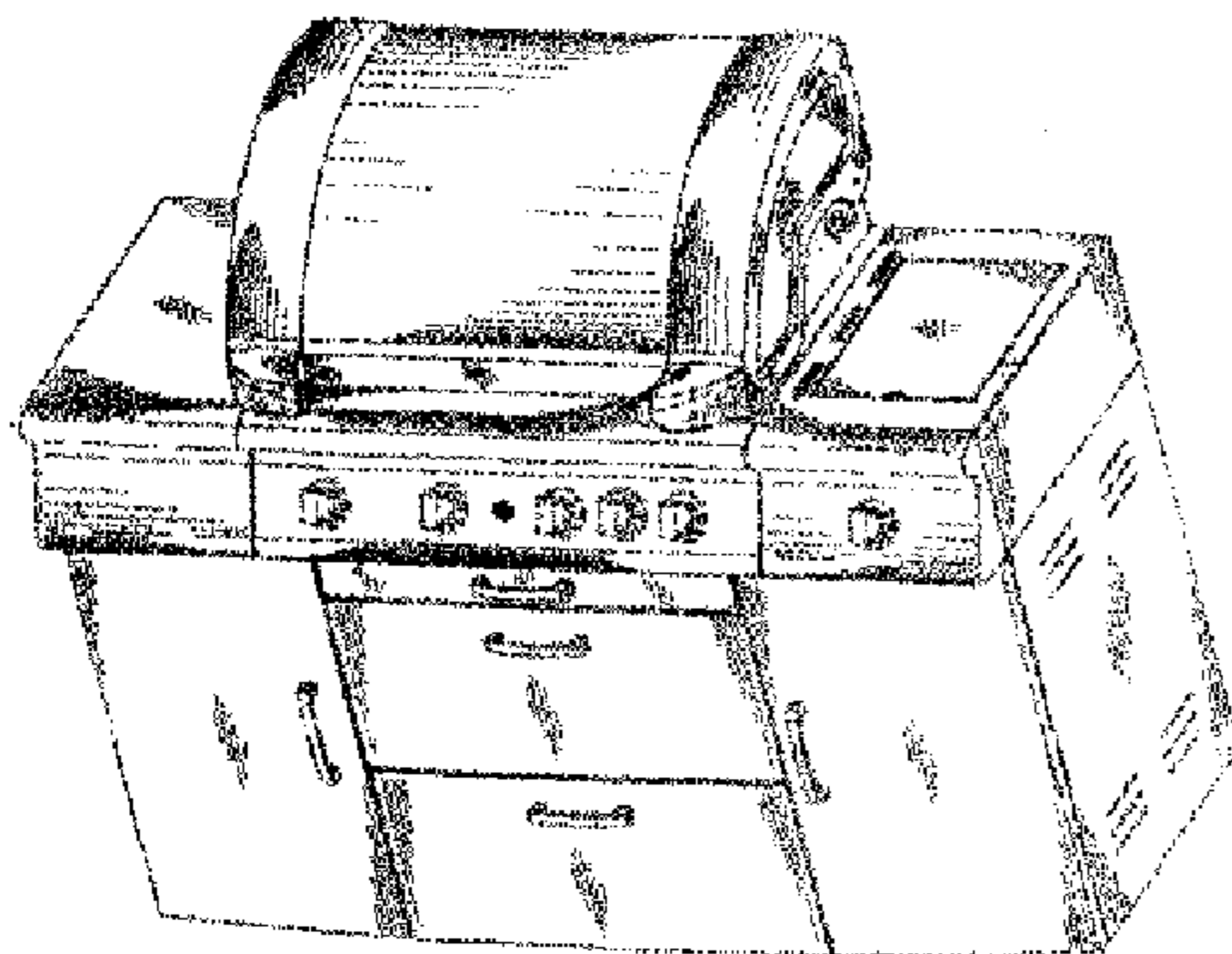
We claim the ornamental design for a grill, as shown and described.

DESCRIPTION

FIG. 1 is a perspective view of the grill showing the new design;
 FIG. 2 is a front elevational view thereof;
 FIG. 3 is a rear elevational view thereof;
 FIG. 4 is a right side elevational view thereof;
 FIG. 5 is a left side elevational view thereof;
 FIG. 6 is a top plan view thereof; and,
 FIG. 7 is a bottom plan view thereof.

The broken lines showing on the drawing disclosure are for illustrative purposes only and form no part of the claimed design.

1 Claim, 4 Drawing Sheets



U.S. Patent

Mar. 4, 2008

Sheet 1 of 4

D563,150 S

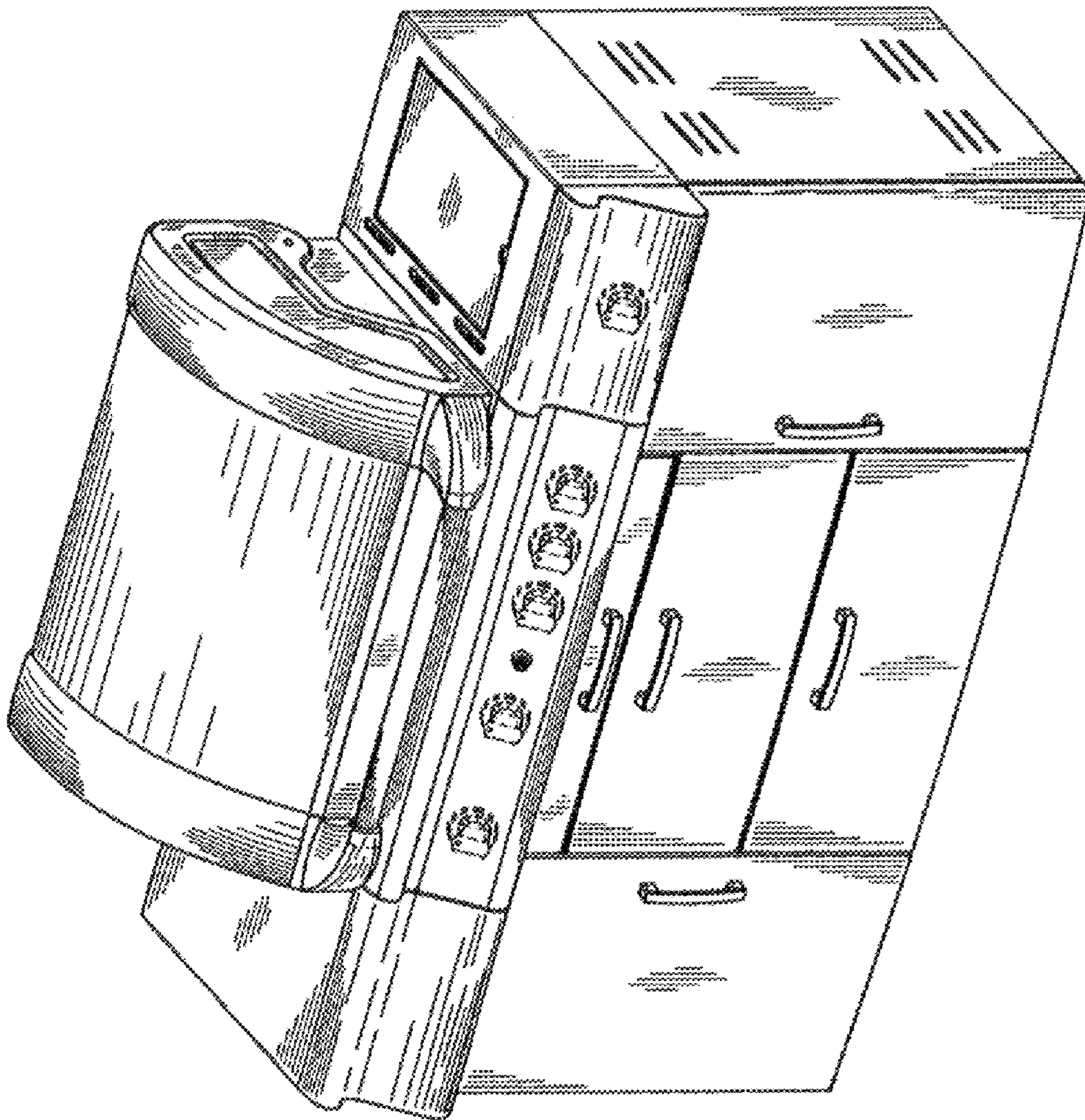


FIG. 1

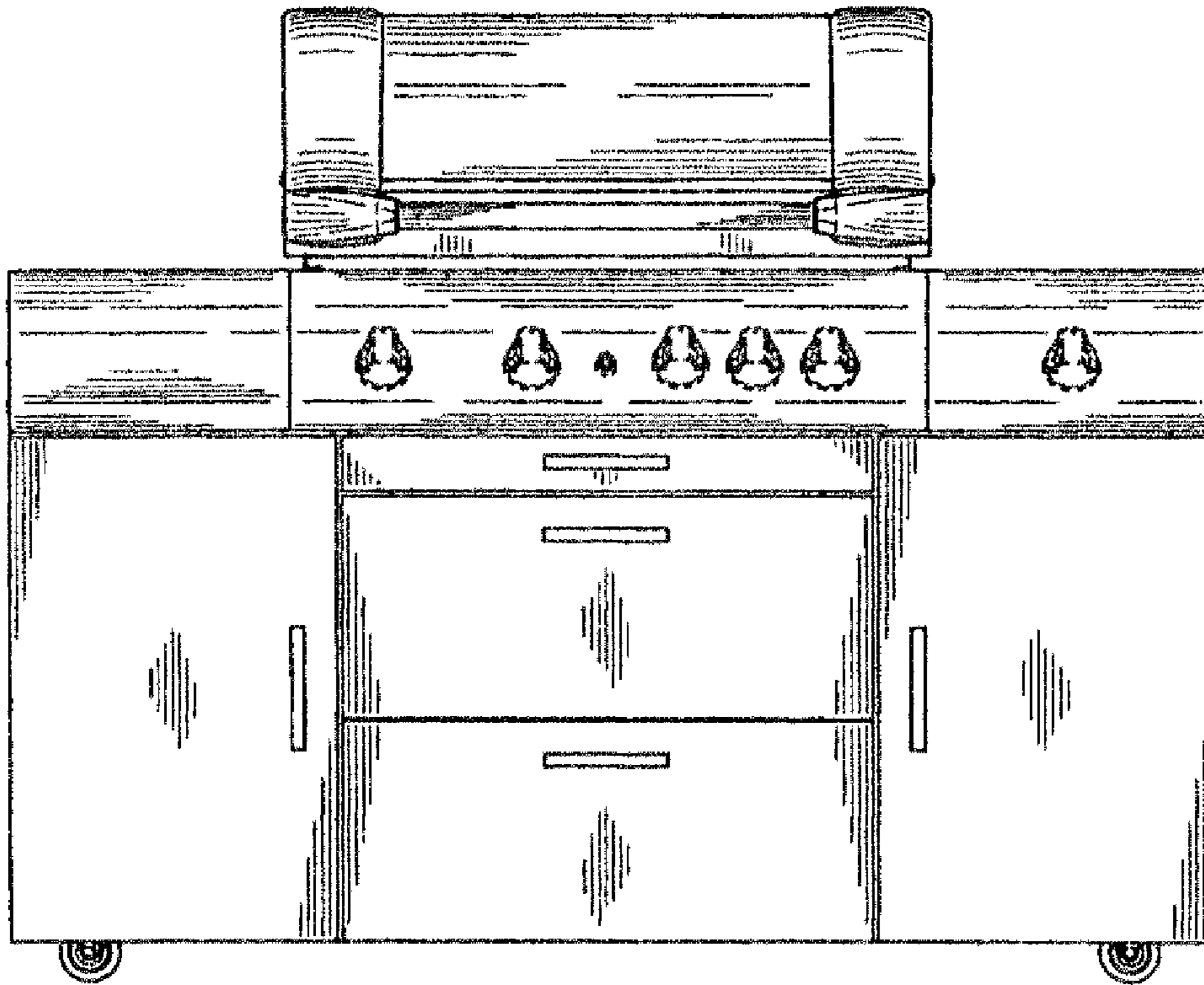


FIG. 2

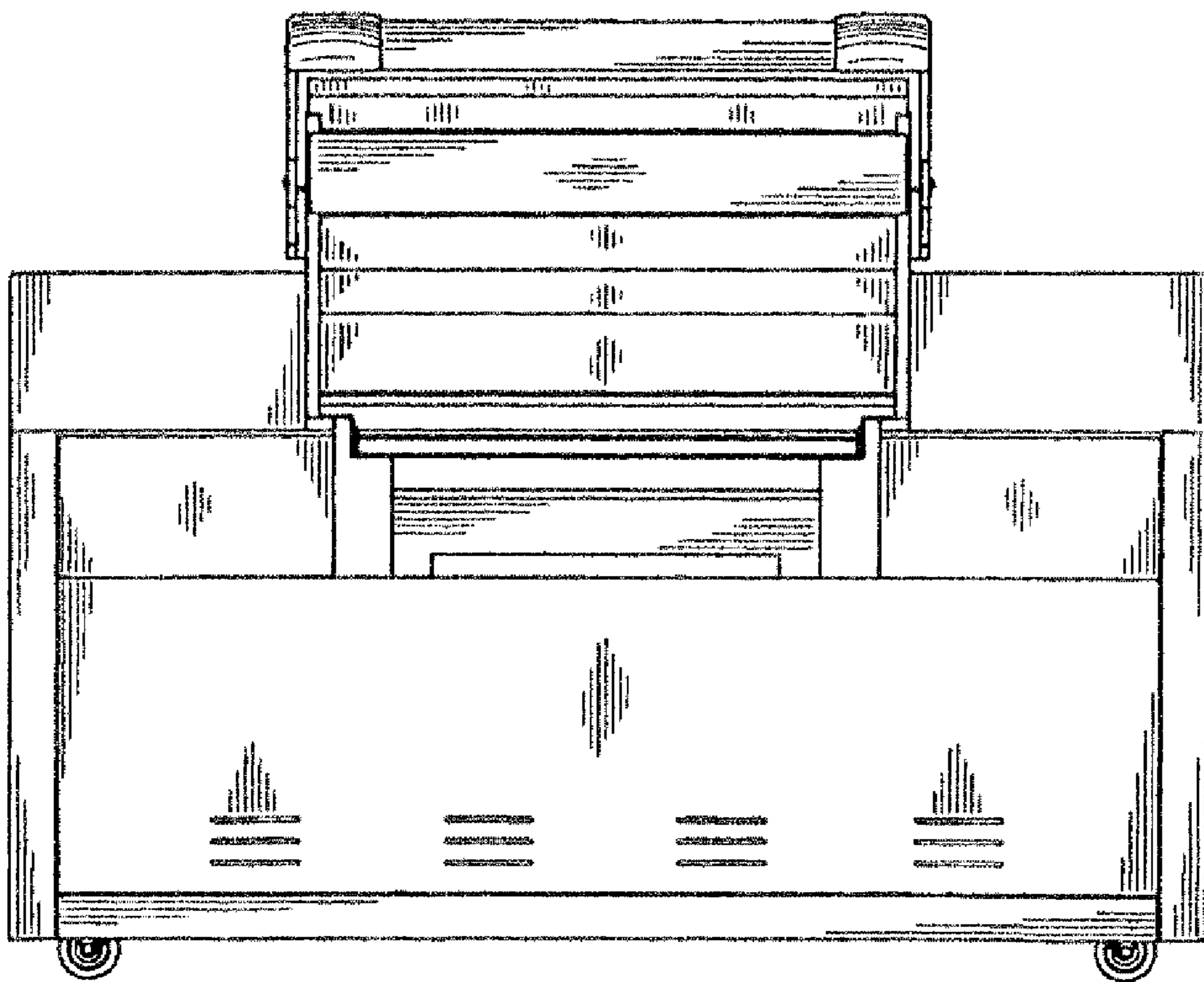


FIG. 3

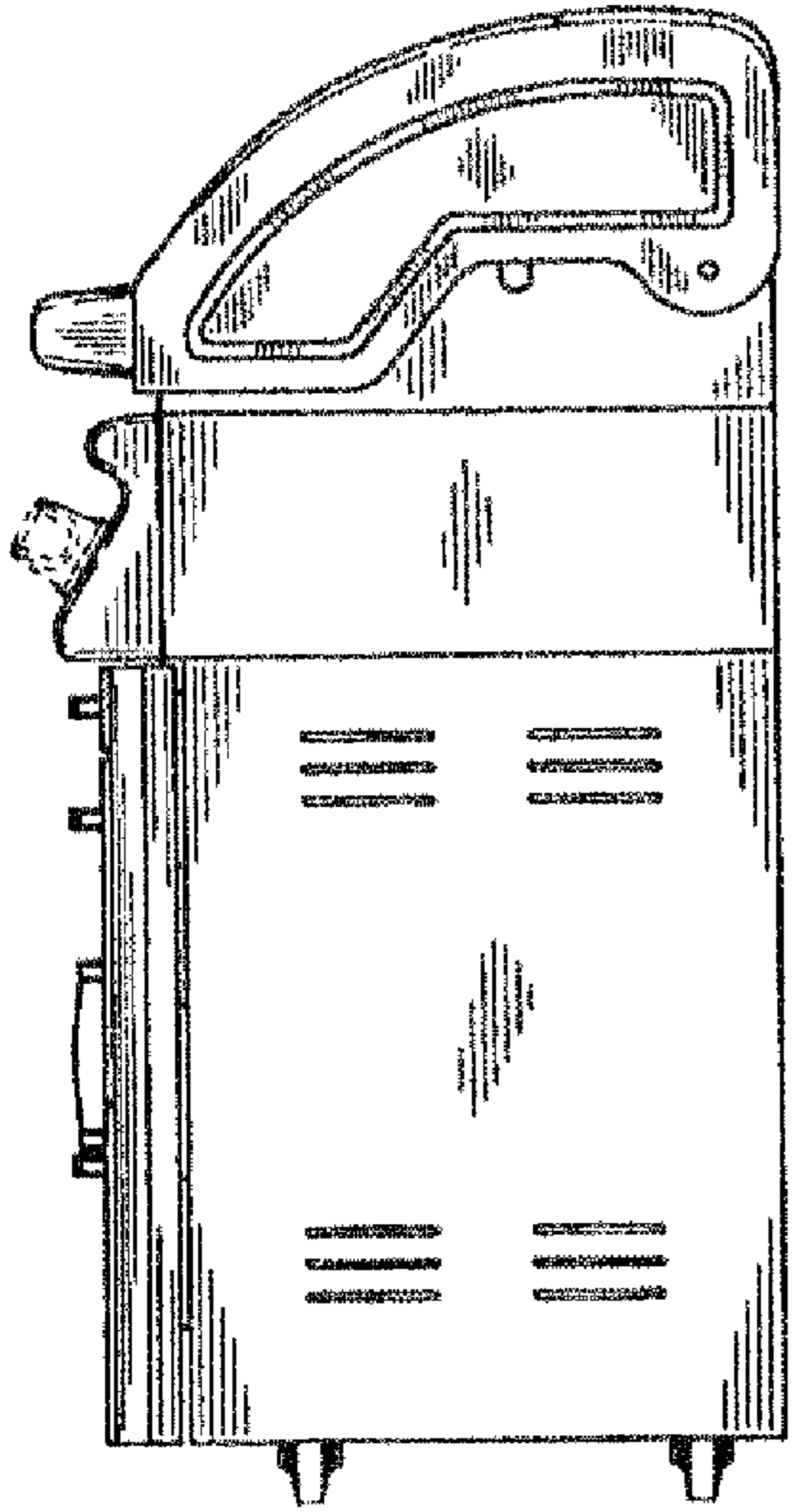


FIG. 4

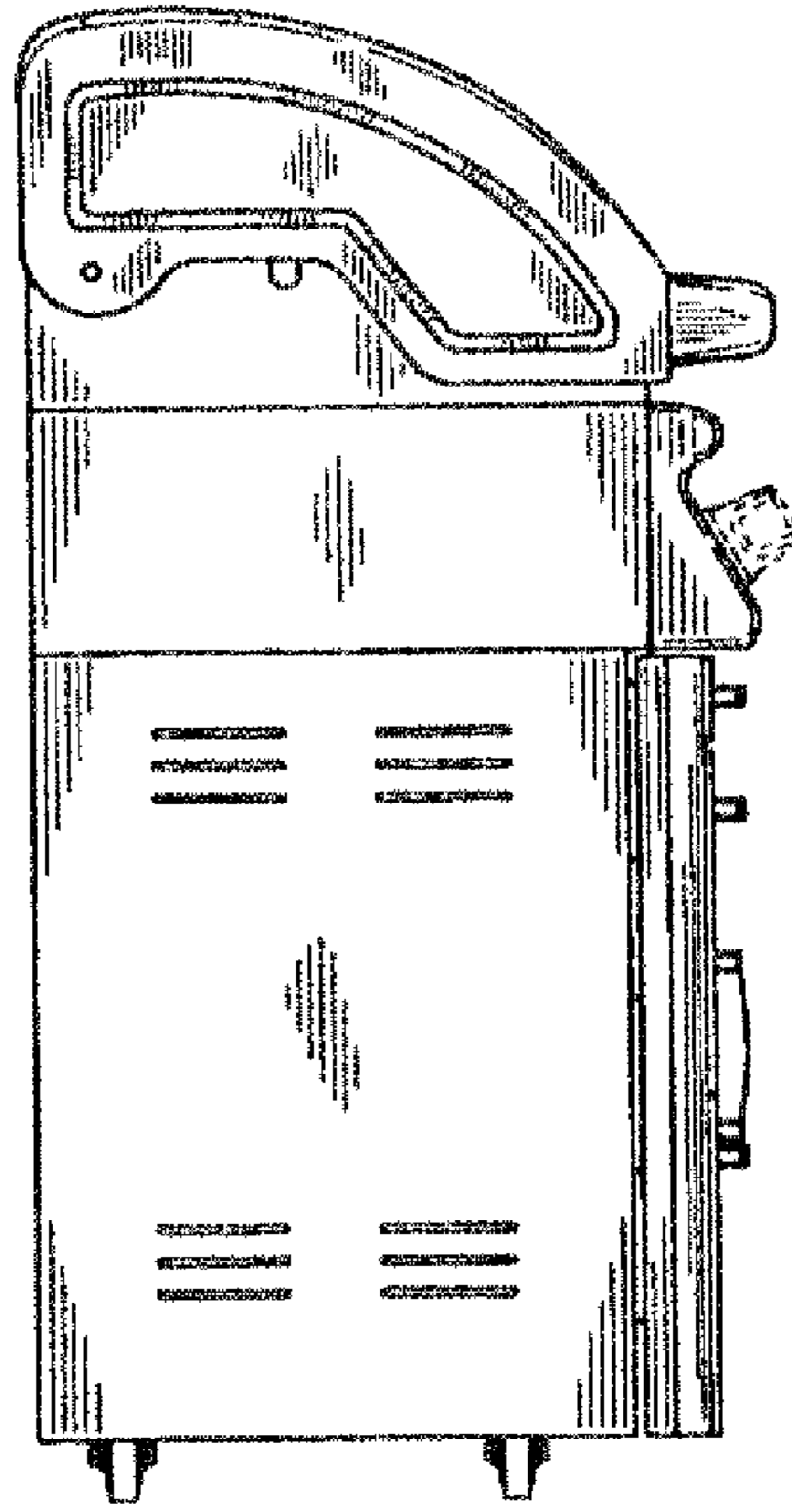


FIG. 5




FIG. 6

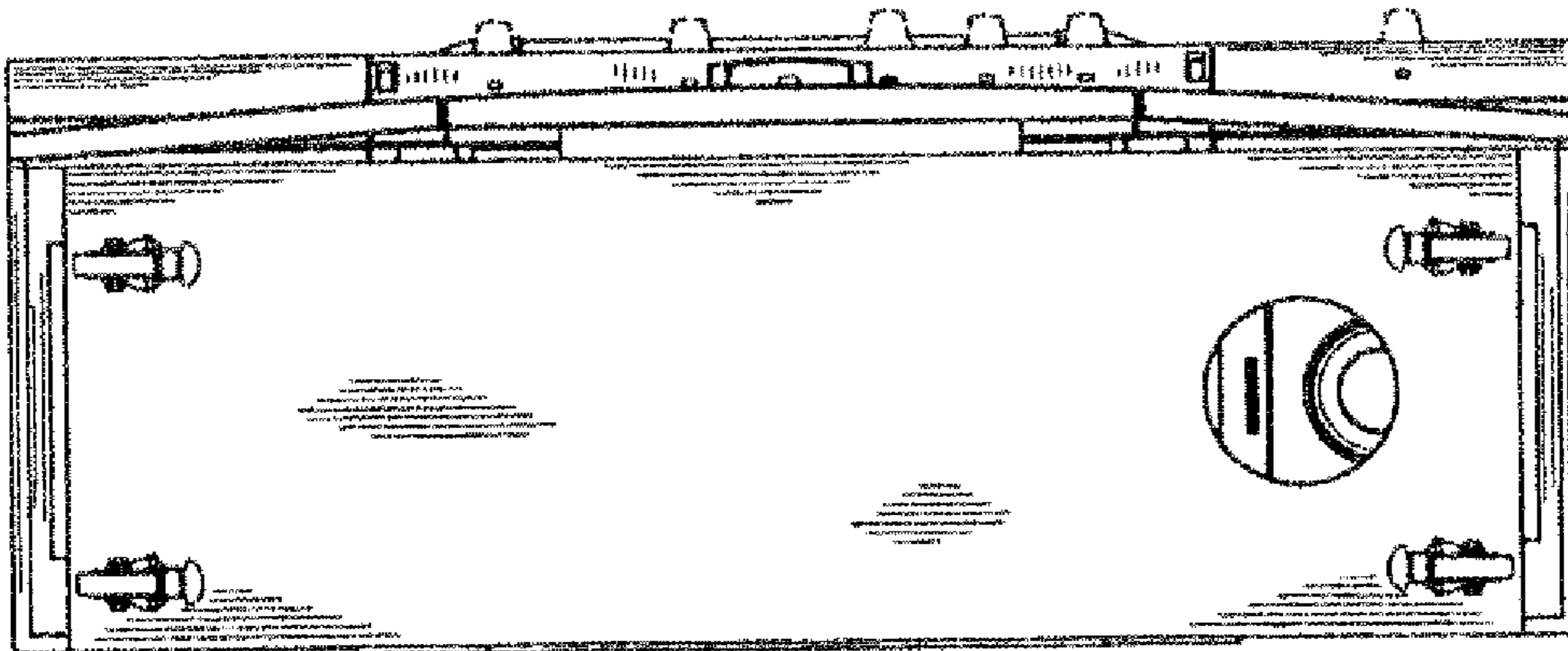


FIG. 7