



US00D563122S

(12) **United States Design Patent**  
**Kreiss**

(10) **Patent No.:** **US D563,122 S**  
(45) **Date of Patent:** **\*\* Mar. 4, 2008**

(54) **TRAY TABLE**

D546,096 S \* 7/2007 Kreiss ..... D6/480

(75) Inventor: **Michael Kreiss**, San Diego, CA (US)

(73) Assignee: **AGK, LLC**, Las Vegas, NV (US)

(\*\*) Term: **14 Years**

(21) Appl. No.: **29/249,317**

(22) Filed: **Sep. 29, 2006**

(51) **LOC (8) Cl.** ..... **06-03**

(52) **U.S. Cl.** ..... **D6/480; D6/429**

(58) **Field of Classification Search** ..... D6/480-489,  
D6/495-499, 511, 429-431; 108/150, 153.1,  
108/155, 156, 161, 131, 115, 118, 119; 248/188,  
248/188.1, 188.8, 164; D7/552.2, 554.3  
See application file for complete search history.

(56) **References Cited**

**U.S. PATENT DOCUMENTS**

610,269	A *	9/1898	Hodgkins	.....	108/119
D162,045	S *	2/1951	Lee	.....	D6/480
5,542,359	A *	8/1996	Polries	.....	108/26
D394,361	S *	5/1998	Adams et al.	.....	D6/429
D476,175	S *	6/2003	Jackson	.....	D6/484
D526,851	S *	8/2006	Groff et al.	.....	D7/552.1

**OTHER PUBLICATIONS**

Lane Occasional Tables, Mar. 23, 1973, p. 78, End table 1463-05 at top right.\*

\* cited by examiner

*Primary Examiner*—Janice E. Seeger

(74) *Attorney, Agent, or Firm*—Kleinberg & Lerner, LLP; Marvin H. Kleinberg

(57) **CLAIM**

The ornamental design for a tray table, as shown and described.

**DESCRIPTION**


FIG. 1 is a perspective view of the tray table of the present invention;


FIG. 2 is a side view of the tray table of FIG. 1; and,

FIG. 3 is a front view of the tray table of FIG. 1.

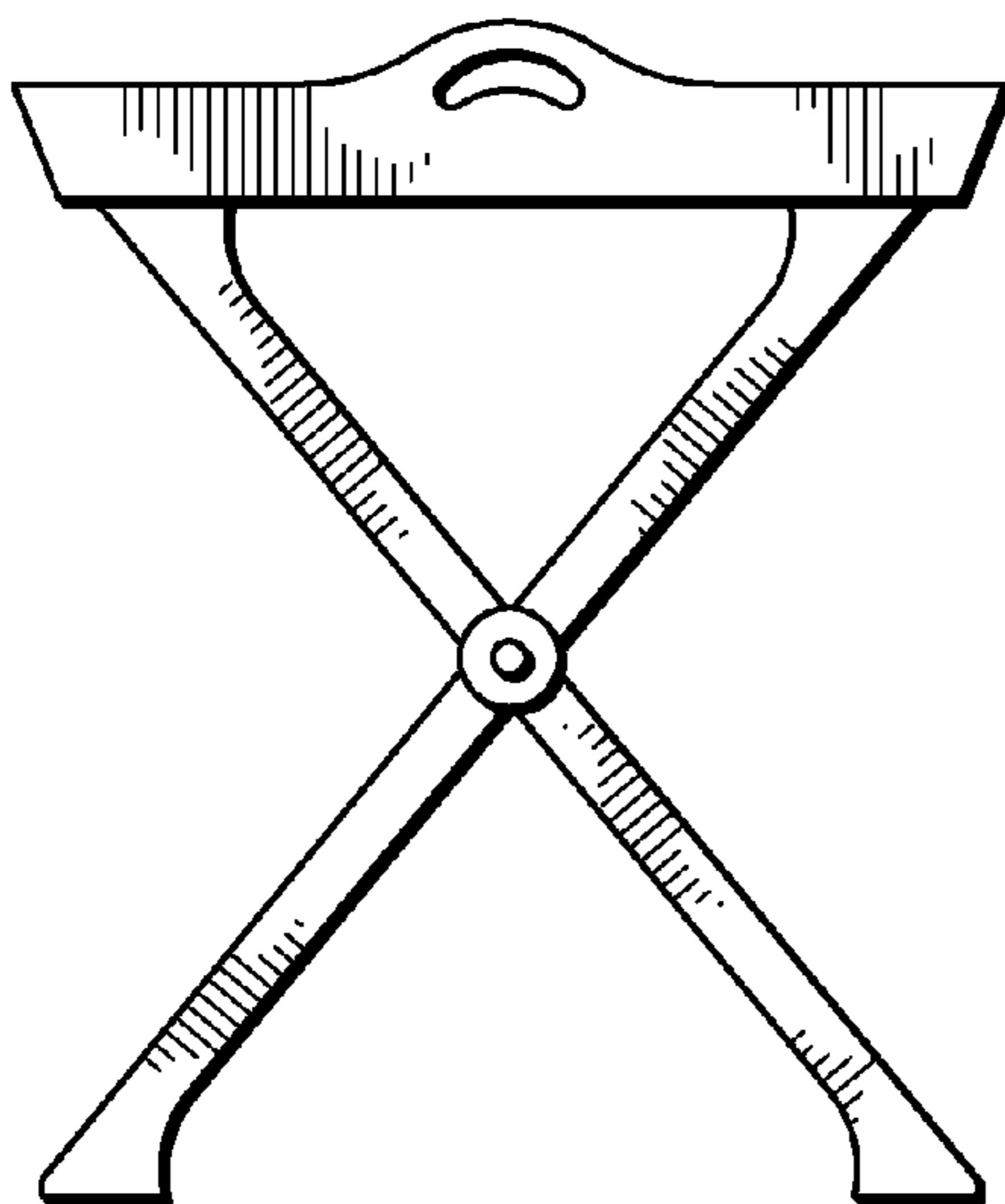
The tray table of the present invention is symmetrical and the side views are mirror images as is the front and back views. The underside of the tray is flat and devoid of surface ornamentation.

**1 Claim, 1 Drawing Sheet**

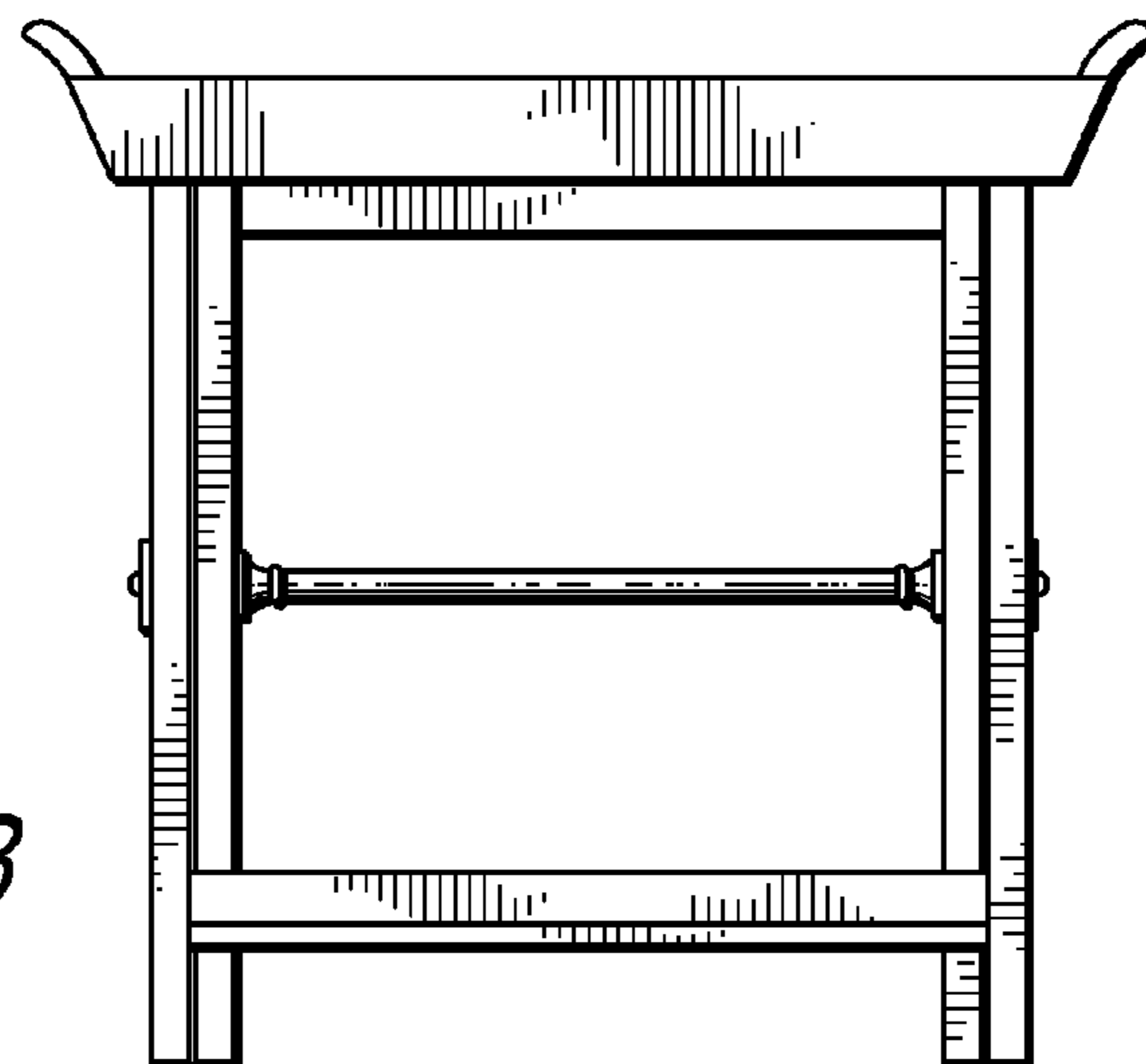




*FIG. 1*



*FIG. 2*



*FIG. 3*