



US00D563121S

(12) **United States Design Patent** (10) **Patent No.:** **US D563,121 S**
Bates (45) **Date of Patent:** **** Mar. 4, 2008**

(54) **VANITY**

(75) Inventor: **Michael R. Bates**, Sheboygan, WI (US)

(73) Assignee: **Kohler Co.**, Kohler, WI (US)

(**) Term: **14 Years**

(21) Appl. No.: **29/276,173**

(22) Filed: **Jan. 18, 2007**

(51) **LOC (8) Cl.** **06-04**

(52) **U.S. Cl.** **D6/446**

(58) **Field of Classification Search** D6/432-434,
D6/436-448, 509-510, 480, 484; D23/286,
D23/308; 312/114, 117, 204, 228, 228.1,
312/237

See application file for complete search history.

(56) **References Cited**

U.S. PATENT DOCUMENTS

1,071,599 A	8/1913	Zachara	
D49,477 S *	8/1916	Minch	D6/446
1,369,902 A	3/1921	Miller et al.	
D428,733 S *	8/2000	Hazen et al.	D6/441
D498,519 S *	11/2004	Mayer	D23/286
D508,982 S	8/2005	Mayer	
D536,074 S *	1/2007	Mayer	D23/286
D536,427 S *	2/2007	Mayer	D23/286
D538,899 S *	3/2007	Mayer	D23/286
2005/0099101 A1	5/2005	Lowe	

OTHER PUBLICATIONS

Applicant's Exhibit 1—The McGuire Furniture Company, copyright 1992, catalog p. 55.

Applicant's Exhibit 2—PORCHER, webpage www.homeannex.com, 38" Vanity Kit, copyright 2003-2006.

* cited by examiner

Primary Examiner—Mimosa De

(74) *Attorney, Agent, or Firm*—Quarles & Brady LLP

(57) **CLAIM**

The ornamental design for a vanity, as shown and described.

DESCRIPTION

In a preferred embodiment, the nature of this product is a vanity such as can be used to support a lavatory.

FIG. 1 is a left, top, front perspective view of a vanity embodying my new design;

FIG. 2 is a front elevational view thereof;

FIG. 3 is a left side elevational view thereof, the right side elevational view thereof being a mirror image of the left side shown;


FIG. 4 is a top plan view thereof;

FIG. 5 is a rear elevational view thereof; and,

FIG. 6 is a bottom plan view thereof.

The broken line representations in the FIGS. 1-5 are for the purpose of illustration only, and form no part of the claimed design.

1 Claim, 3 Drawing Sheets



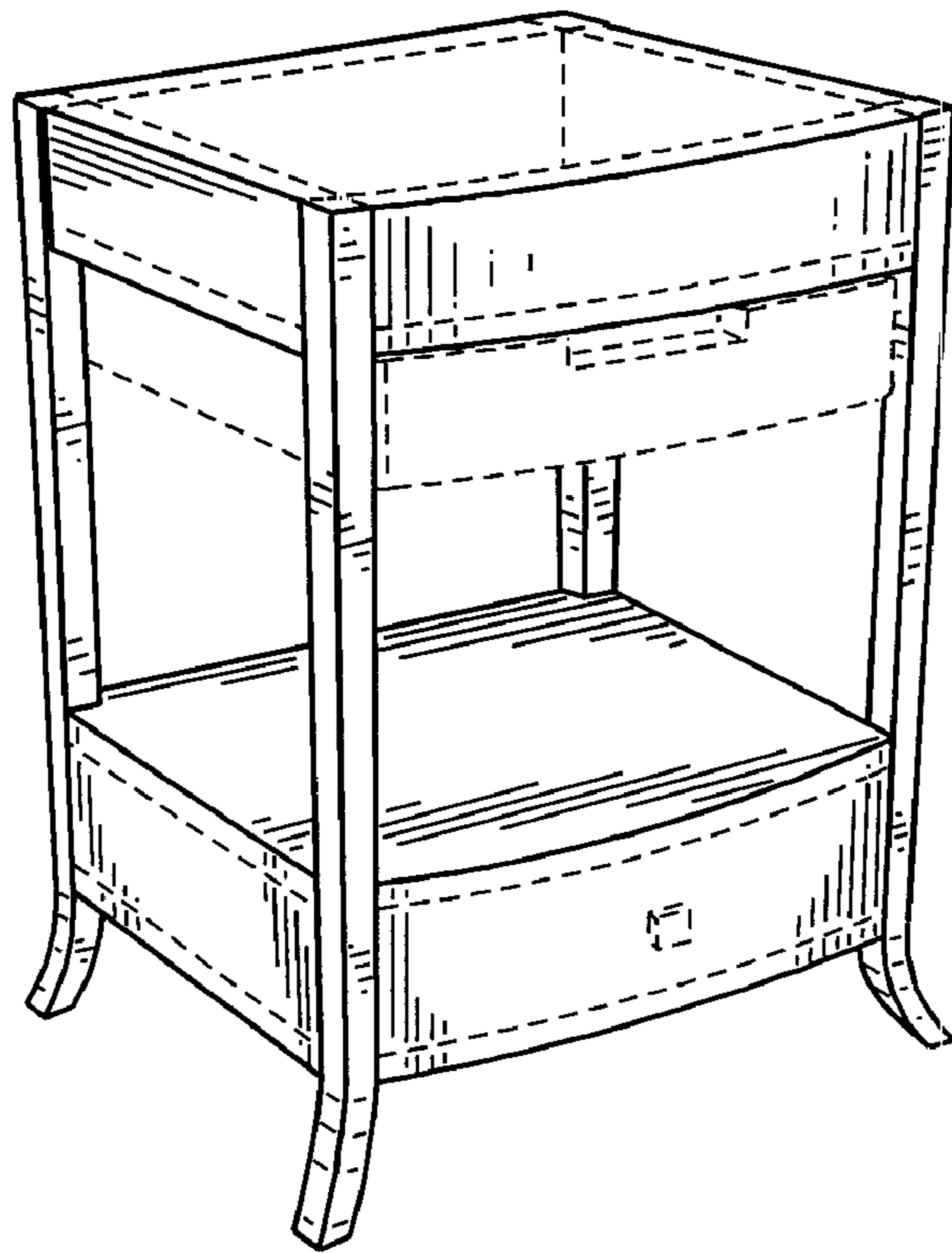


FIG. 1

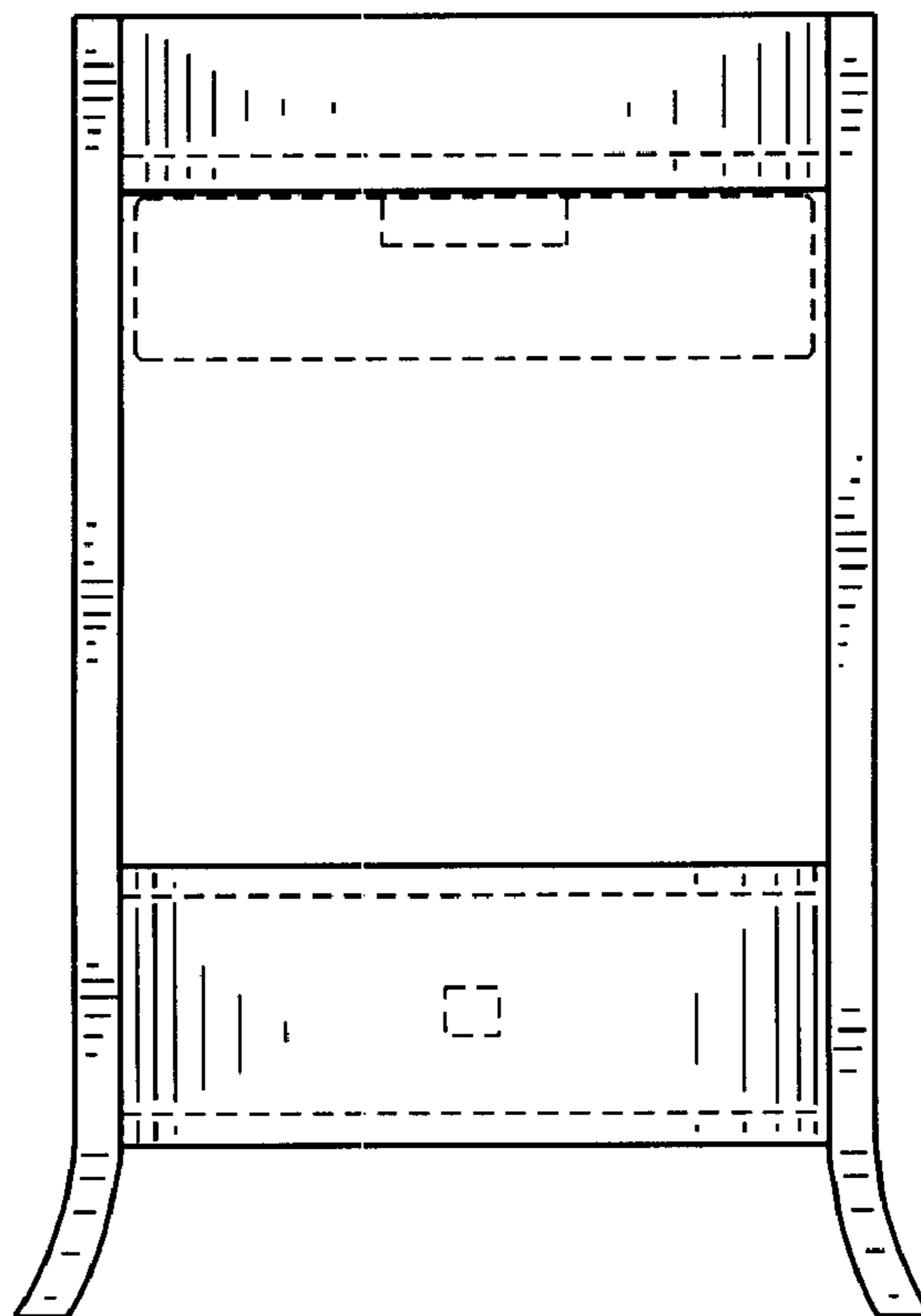


FIG. 2

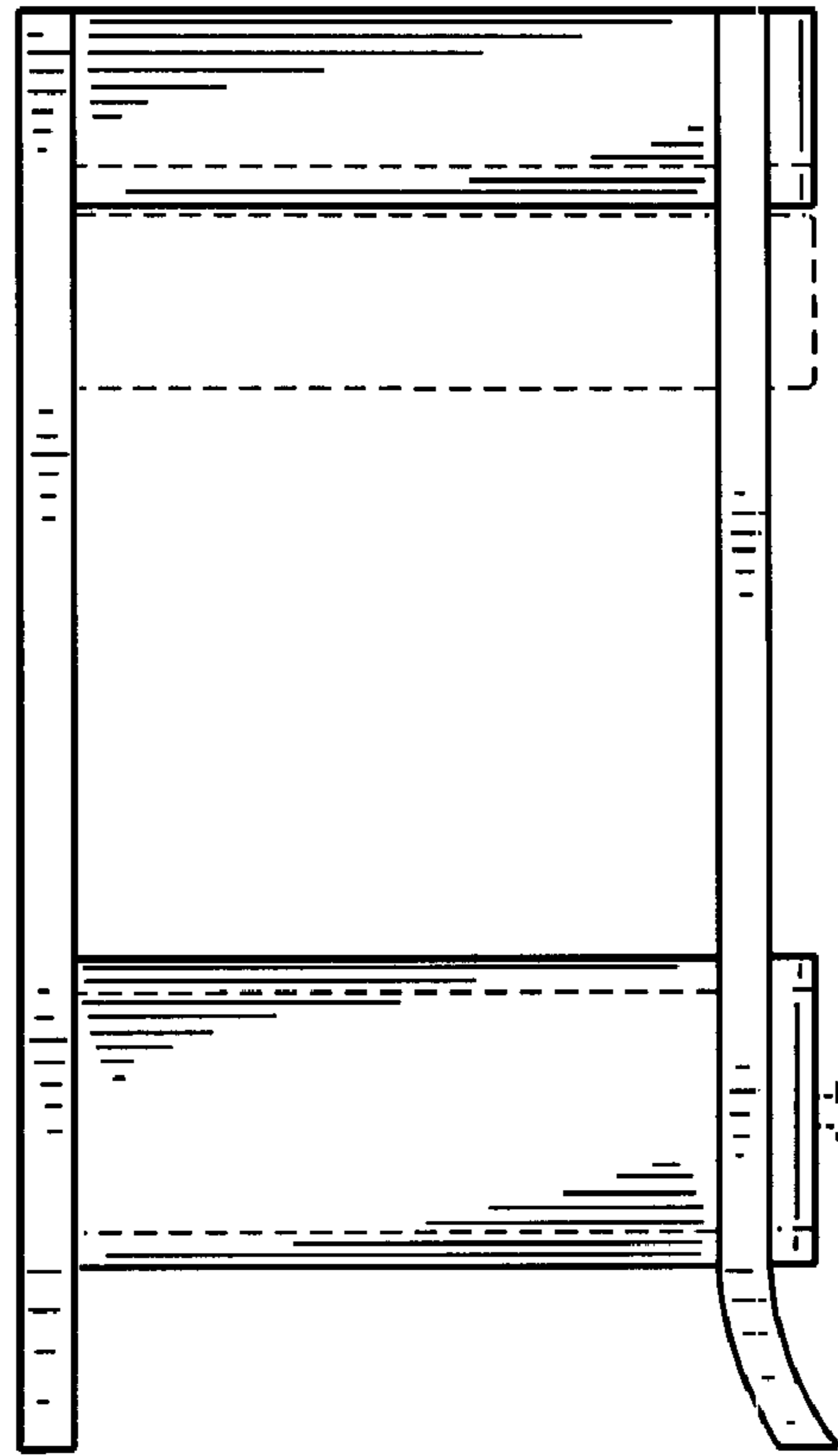


FIG. 3




FIG. 4

FIG. 5

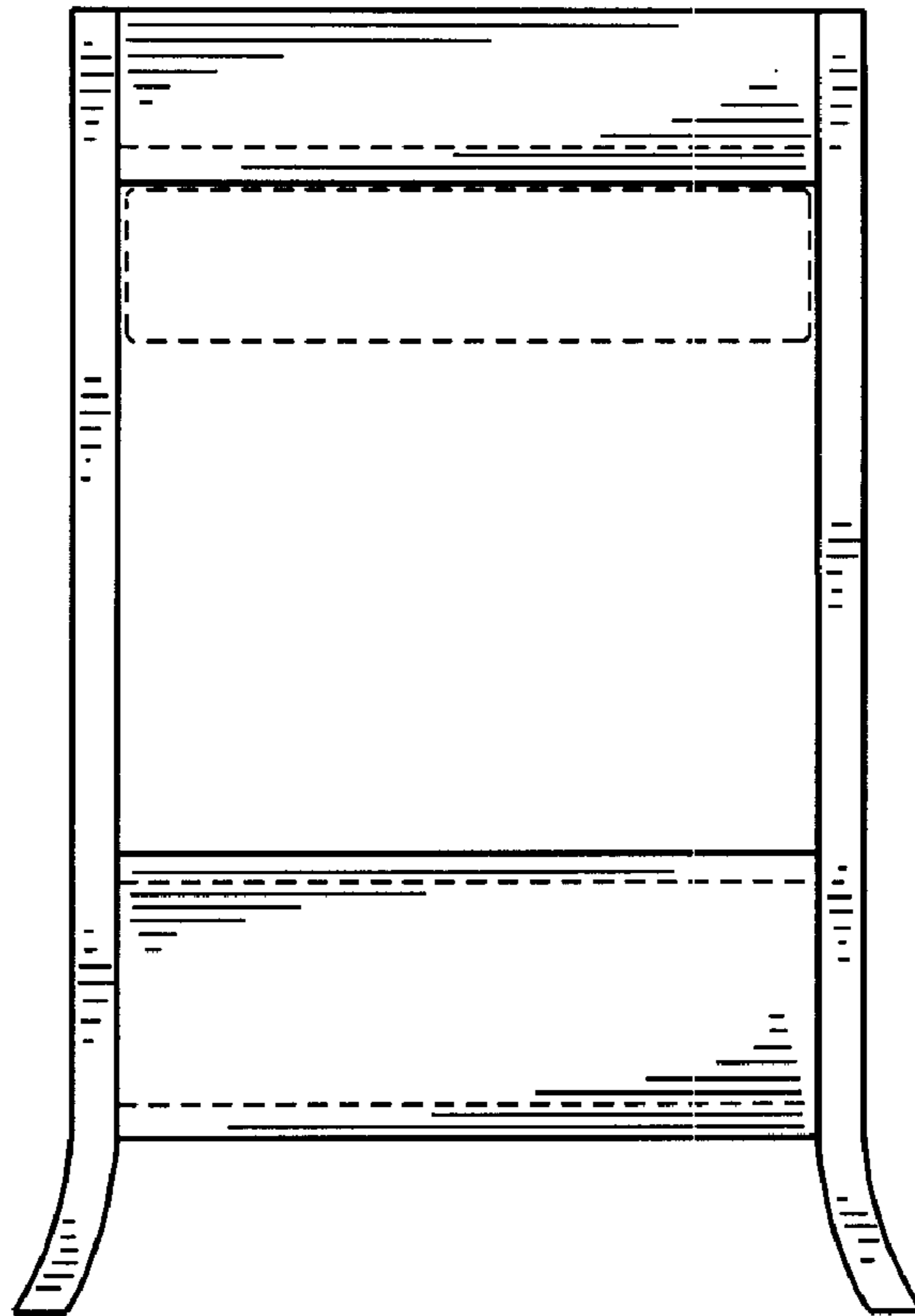


FIG. 6

