



US00D563098S

(12) **United States Design Patent**  
**Segreto**

(10) **Patent No.:** **US D563,098 S**

(45) **Date of Patent:** **\*\* Mar. 4, 2008**

(54) **DEVICE HOLSTER**

(75) **Inventor:** **Anthony Charles Segreto**, 216 Precita Ave., Apt. B, San Francisco, CA (US) 94110

(73) **Assignee:** **Anthony Charles Segreto**, San Francisco, CA (US)

(\*\*) **Term:** **14 Years**

(21) **Appl. No.:** **29/273,899**

(22) **Filed:** **Mar. 16, 2007**

(51) **LOC (8) Cl.** ..... **03-01**

(52) **U.S. Cl.** ..... **D3/218**

(58) **Field of Classification Search** ..... D3/218, D3/215, 230, 299, 219, 224, 226, 101, 205; 224/901, 904, 674, 914, 240-241, 676-681; 206/320; 383/10, 29, 42, 93, 95, 97  
See application file for complete search history.

(56) **References Cited**

**U.S. PATENT DOCUMENTS**

D297,188 S	8/1988	Powell
D377,117 S	1/1997	Klassen
D395,748 S	7/1998	Akutsu
D435,722 S	1/2001	Pepping
D453,417 S	2/2002	Badillo et al.
D458,019 S	6/2002	Gur et al.
D472,373 S	4/2003	Hillman
D486,304 S	2/2004	Brown
D495,872 S	9/2004	Patton
D495,873 S	9/2004	Badillo et al.
D515,806 S	2/2006	Rice
D524,042 S	7/2006	Lavine
D534,720 S	1/2007	Infanti et al.

D534,721 S	1/2007	Hussaini et al.
D535,815 S	1/2007	Infanti et al.
D538,034 S *	3/2007	Moghaddam ..... D3/218
D549,958 S *	9/2007	Boyd et al. .... D3/218

\* cited by examiner

*Primary Examiner*—Catherine R. Oliver

(57) **CLAIM**

The ornamental design for a device holster, as shown and described.

**DESCRIPTION**

FIG. 1 is a left-side perspective view of said device holster showing my new design;

FIG. 2 is a right-side perspective view thereof;

FIG. 3 is a front view thereof;

FIG. 4 is a rear view thereof;

FIG. 5 is a left-side view thereof;

FIG. 6 is a right-side view thereof;

FIG. 7 is a top plan view thereof;

FIG. 8 is a bottom view thereof;

FIG. 9 is a rear, left-side perspective view thereof with top closure open;

FIG. 10 is a right-side perspective view thereof with said closure open;

FIG. 11 is a rear, left-side perspective view thereof; and,

FIG. 12 is a rear, right-side perspective view thereof.

The ornamental design of said device holster derives uniqueness in providing the appearance of being fashioned from a tire.

**1 Claim, 5 Drawing Sheets**






FIG. 1




FIG. 2




FIG. 3



FIG. 4

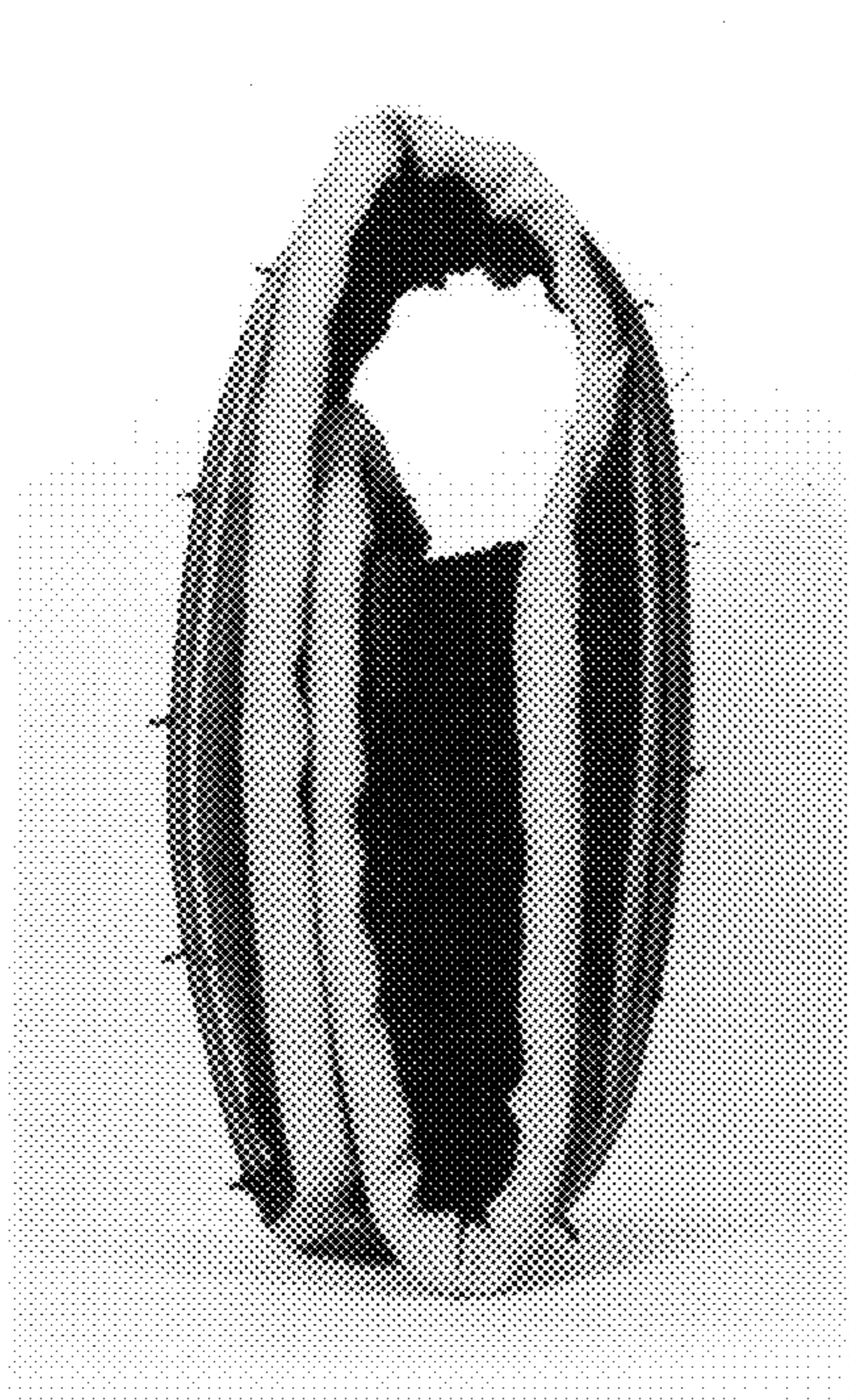


FIG. 5

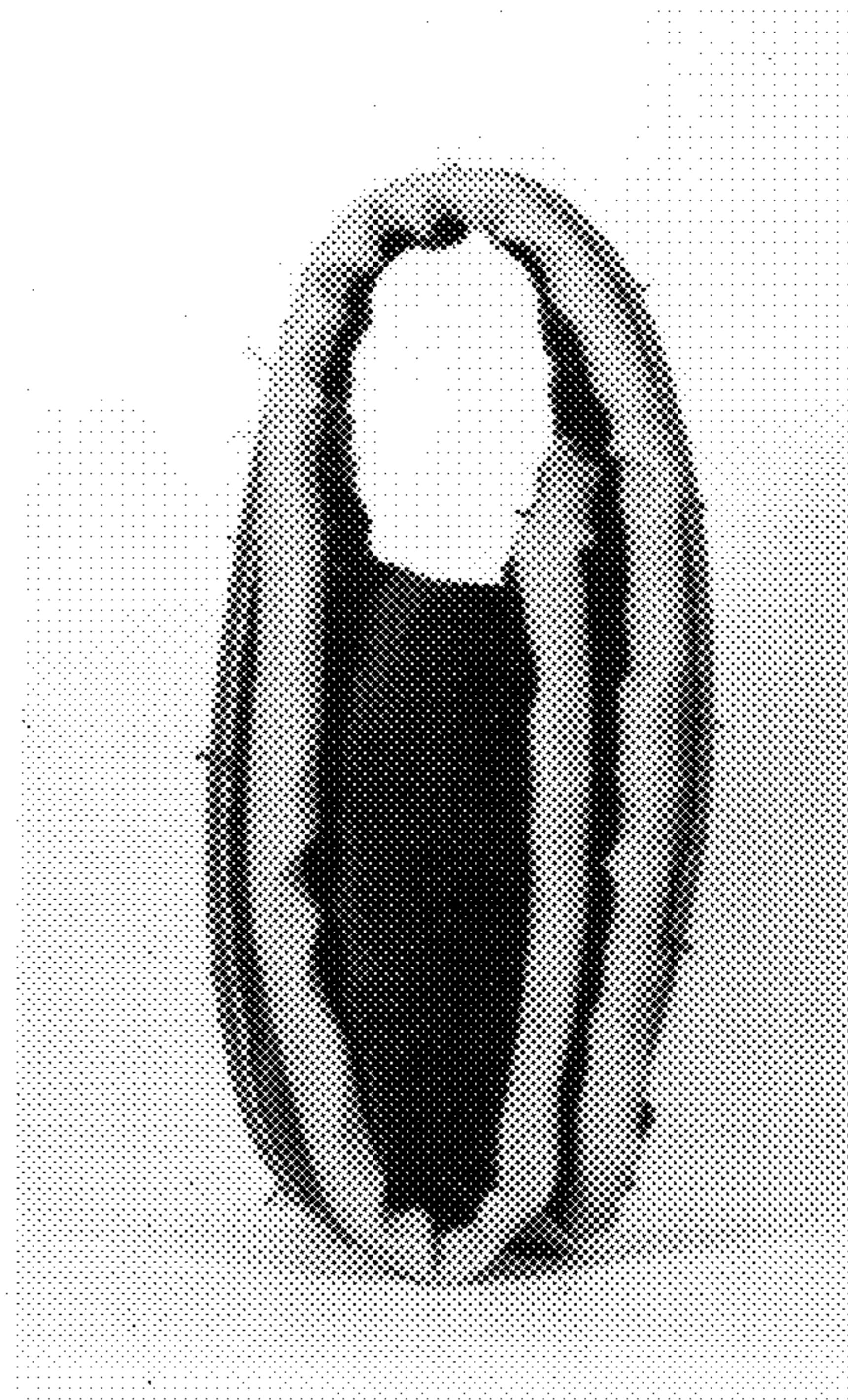


FIG. 6




FIG. 7




FIG. 8

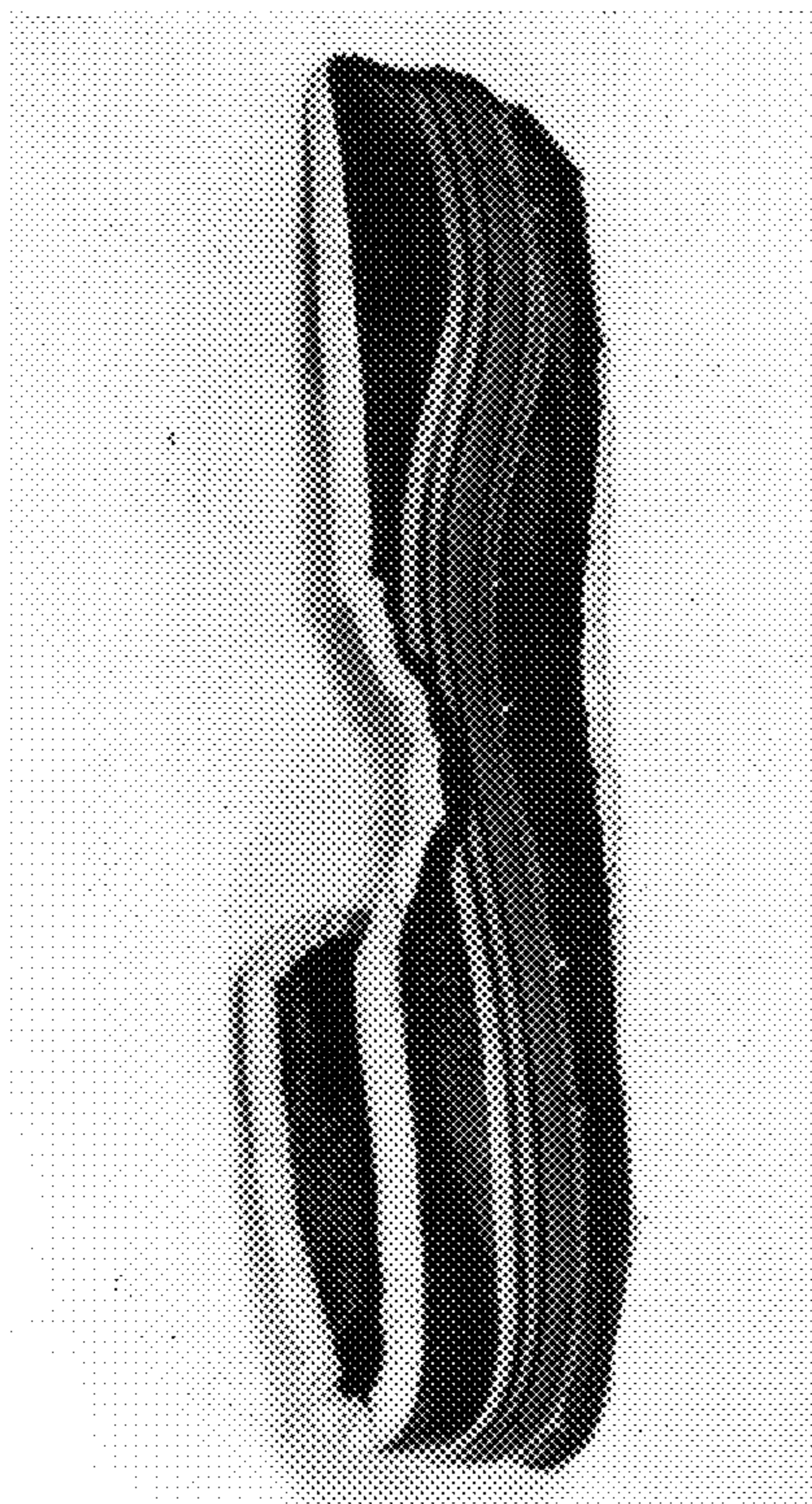


FIG. 9




FIG. 10




FIG. 11

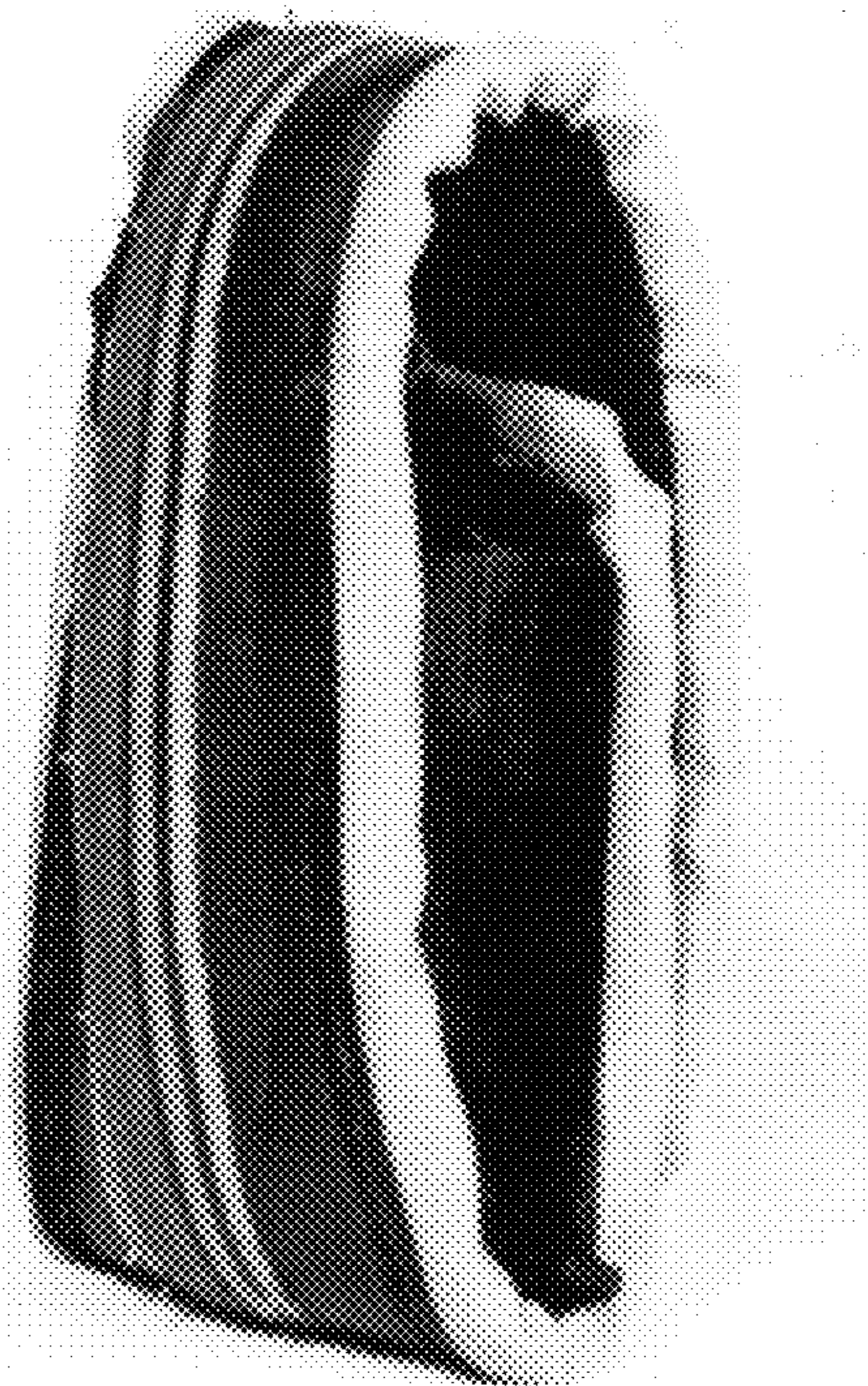


FIG. 12