

US00D563091S

(12) **United States Design Patent**
St-Louis et al.

(10) **Patent No.:** **US D563,091 S**
(45) **Date of Patent:** **** Mar. 4, 2008**

(54) **FOOTWEAR UPPER**

(75) Inventors: **Julie St-Louis**, Montreal (CA);
Annamaria Furlanetto, Montebelluna
(IT)

(73) Assignee: **Wolverine World Wide, Inc.**,
Rockford, MI (US)

(**) Term: **14 Years**

(21) Appl. No.: **29/286,724**

(22) Filed: **May 17, 2007**

(51) **LOC (8) Cl.** **02-99**

(52) **U.S. Cl.** **D2/969; D2/916**

(58) **Field of Classification Search** D2/969,
D2/916, 917, 918, 919, 943, 946, 972, 977;
36/3 A, 8.1, 11.5, 45

See application file for complete search history.

(56) **References Cited**

U.S. PATENT DOCUMENTS

D169,015 S *	3/1953	Seicca	D2/917
D169,535 S *	5/1953	Disch	D2/918
4,793,075 A *	12/1988	Thatcher	36/11.5
5,228,216 A *	7/1993	Sargeant	36/11.5
5,438,767 A *	8/1995	Stein	36/11.5
D363,814 S *	11/1995	Tsujino	D2/916
D417,947 S	12/1999	Lavertue et al.	
D436,249 S	1/2001	Matis et al.	
D438,695 S	3/2001	Matis et al.	
D442,359 S	5/2001	Matis et al.	
D442,769 S	5/2001	Matis et al.	
D451,663 S	12/2001	Haas	
D452,363 S *	12/2001	Mansour	D2/916
D455,003 S	4/2002	Rogers et al.	
D460,855 S	7/2002	Belley	
D486,627 S	2/2004	Rogers et al.	
D486,957 S	2/2004	Rogers et al.	
D487,620 S	3/2004	Robbins	
D487,622 S	3/2004	Rogers et al.	
D487,624 S	3/2004	Rogers et al.	
D496,147 S *	9/2004	Comeau	D2/917

D504,212 S	4/2005	Schoenborn et al.	
D504,215 S	4/2005	Matis et al.	
D504,558 S *	5/2005	Le et al.	D2/969
D504,561 S	5/2005	Matis	
D505,000 S	5/2005	Schoenborn et al.	
D506,599 S	6/2005	Matis	
D527,873 S	9/2006	Schoenborn et al.	
D530,062 S	10/2006	Schoenborn et al.	
D532,589 S	11/2006	Belley et al.	
D533,986 S	12/2006	Belley et al.	
D534,715 S	1/2007	Belley et al.	
D534,716 S	1/2007	Matis et al.	
D534,717 S	1/2007	Matis et al.	
D535,091 S	1/2007	Matis et al.	

* cited by examiner

Primary Examiner—Stella M. Reid

Assistant Examiner—Rashida C. McCoy

(74) *Attorney, Agent, or Firm*—Warner Norcross & Judd
LLP

(57) **CLAIM**

The ornamental design for footwear upper, as shown and described.

DESCRIPTION

FIG. 1 is a perspective view of the footwear upper embodying the new design;

FIG. 2 is an enlarged top plan view thereof;

FIG. 3 is reduced right side view thereof;


FIG. 4 is reduced left side view thereof;

FIG. 5 is an enlarged front view thereof; and,

FIG. 6 is an enlarged back view thereof.

FIGS. 1–6 show features of an article of footwear in phantom lines. These features are shown for environmental purposes and do not form any part of the claimed design. Further, the phantom lines immediately adjacent the solid-line portions of the design form the boundary of the design, with the phantom lines forming no part of the claimed design.

1 Claim, 4 Drawing Sheets



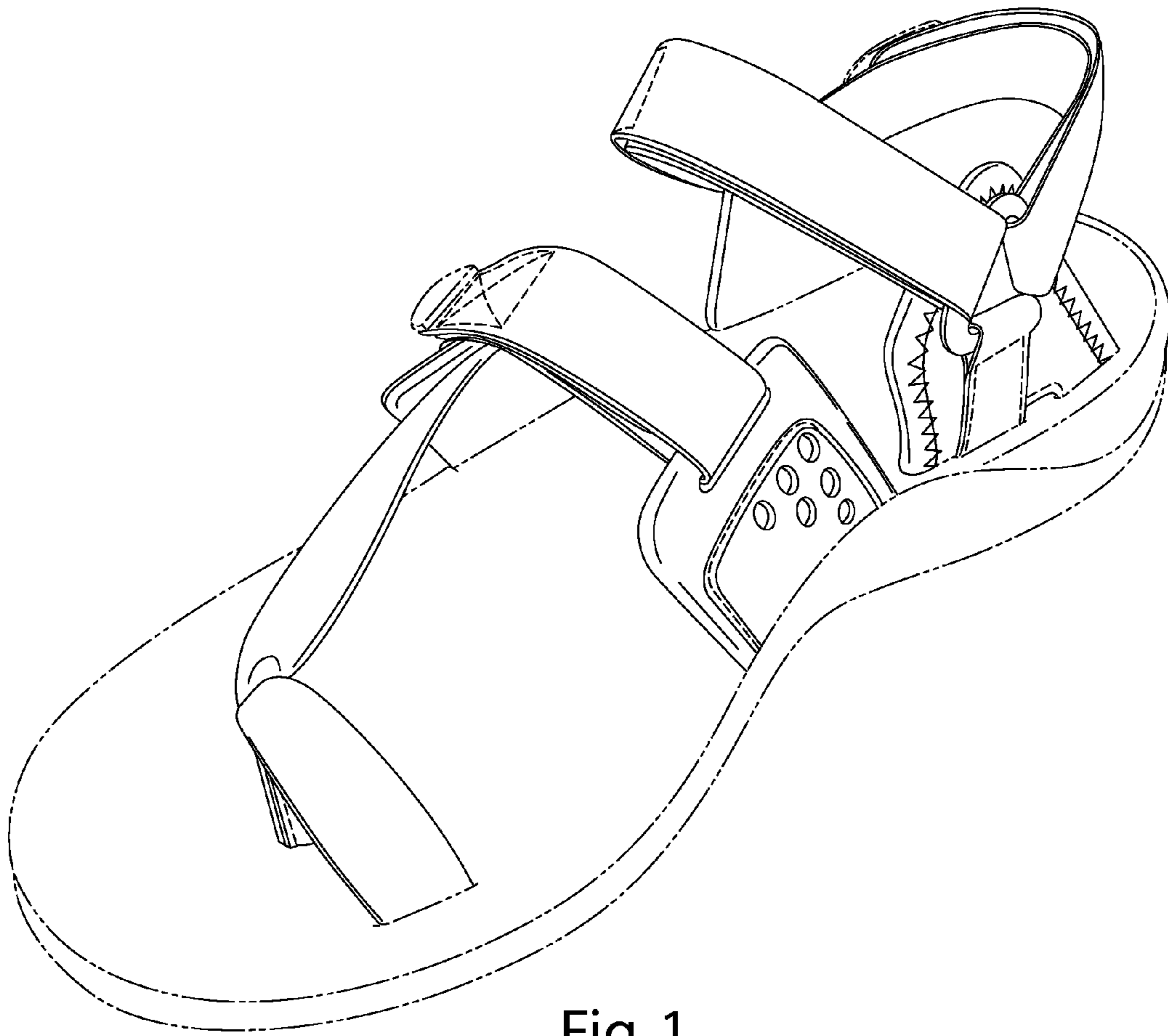


Fig. 1

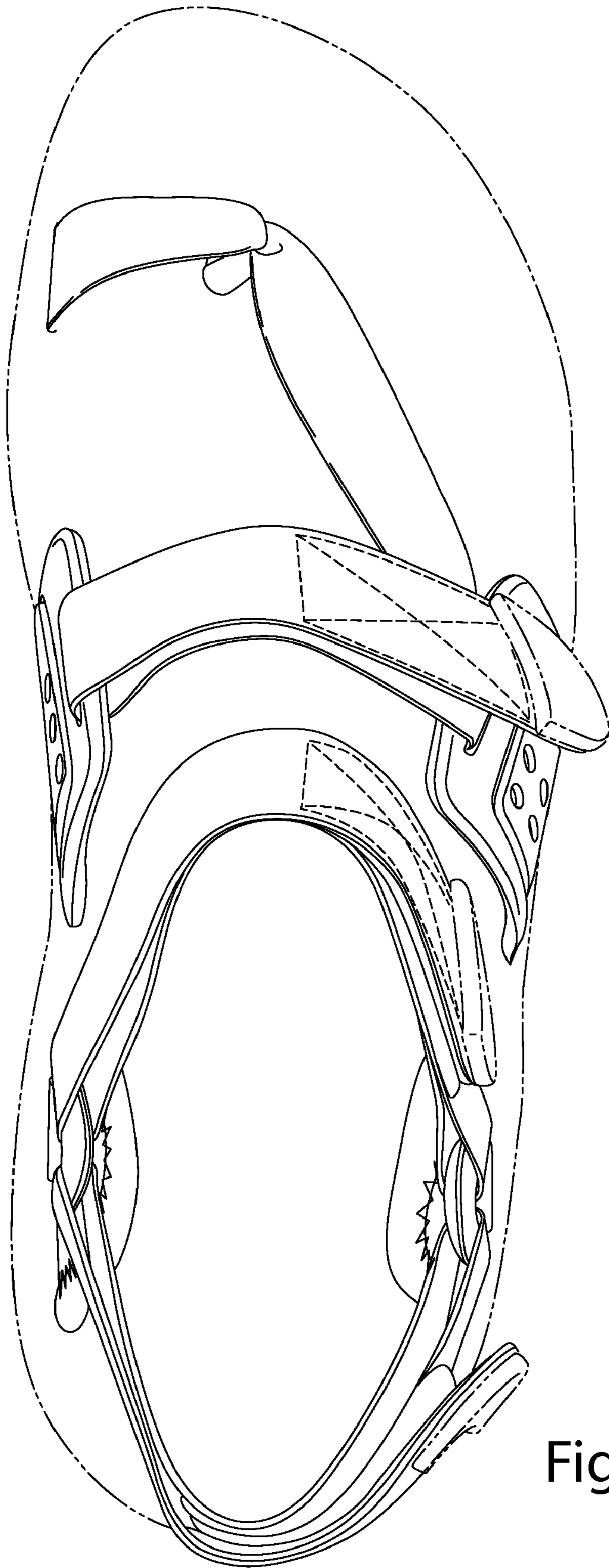


Fig. 2

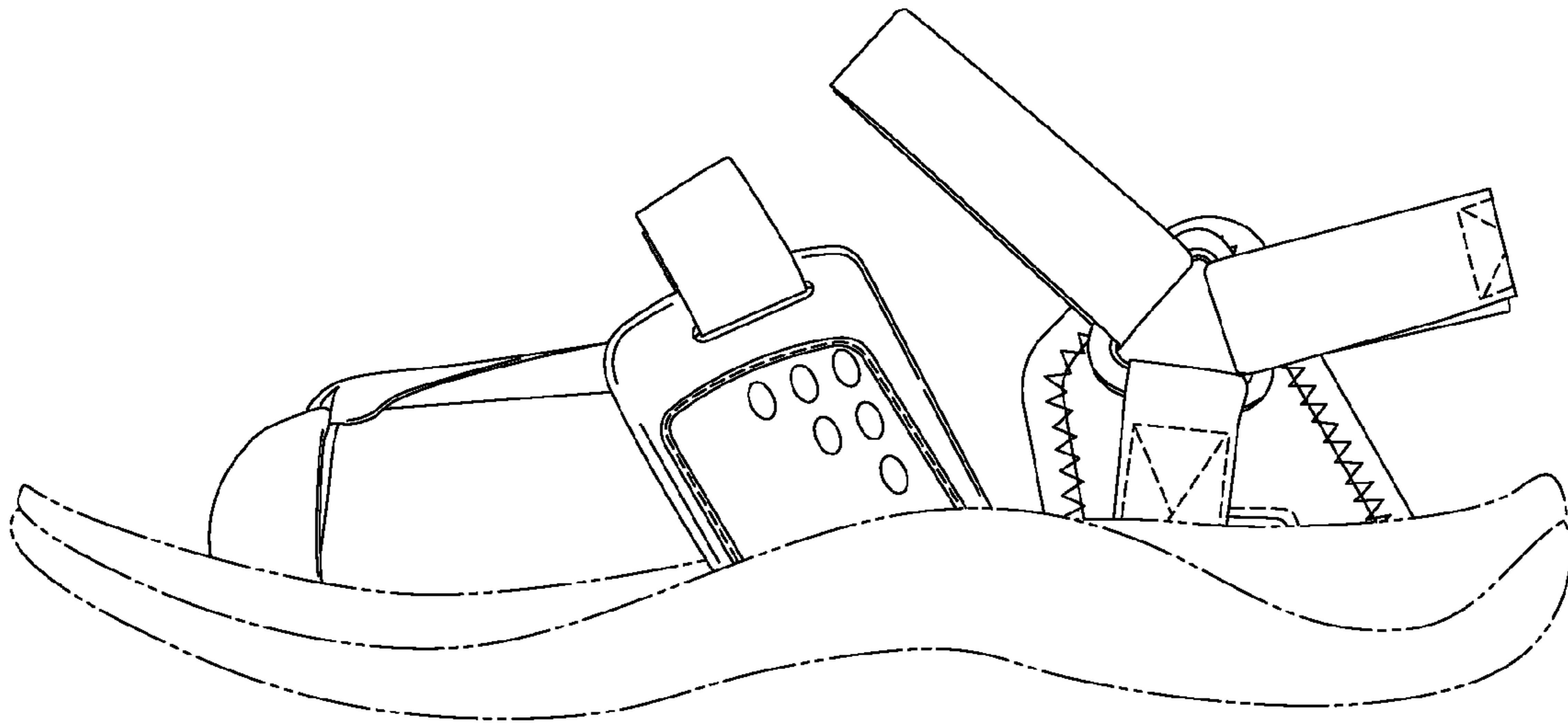


Fig. 3

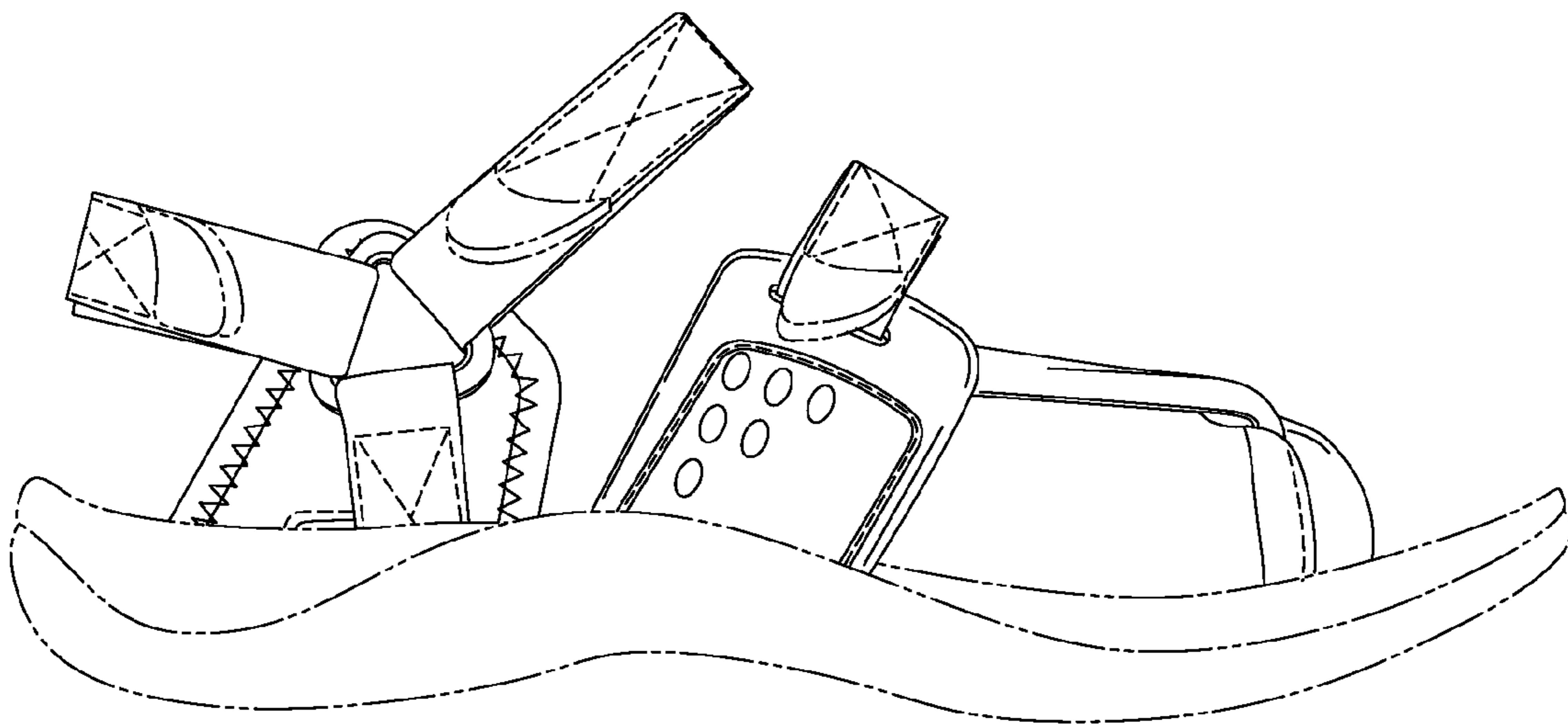


Fig. 4

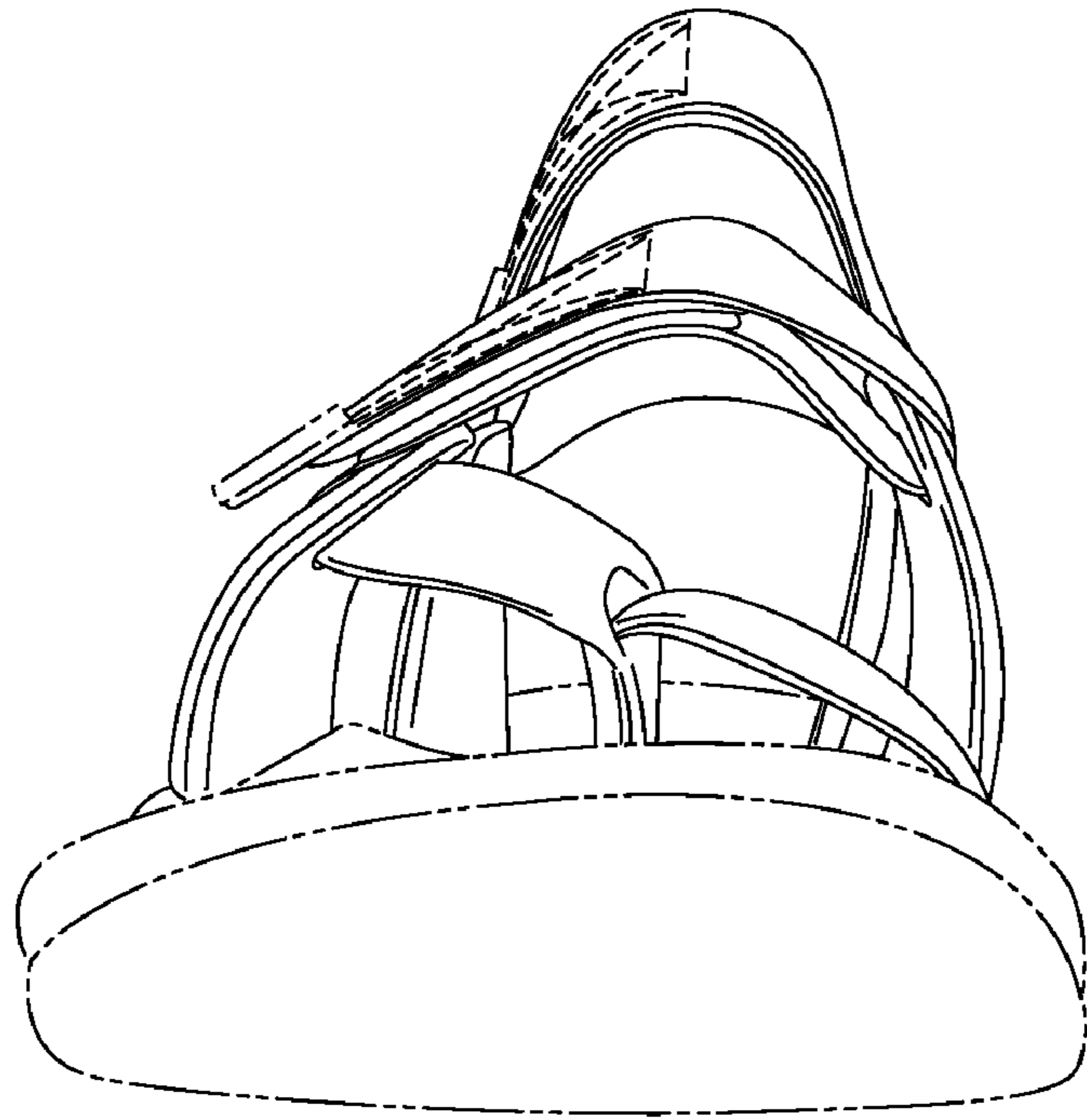


Fig. 5

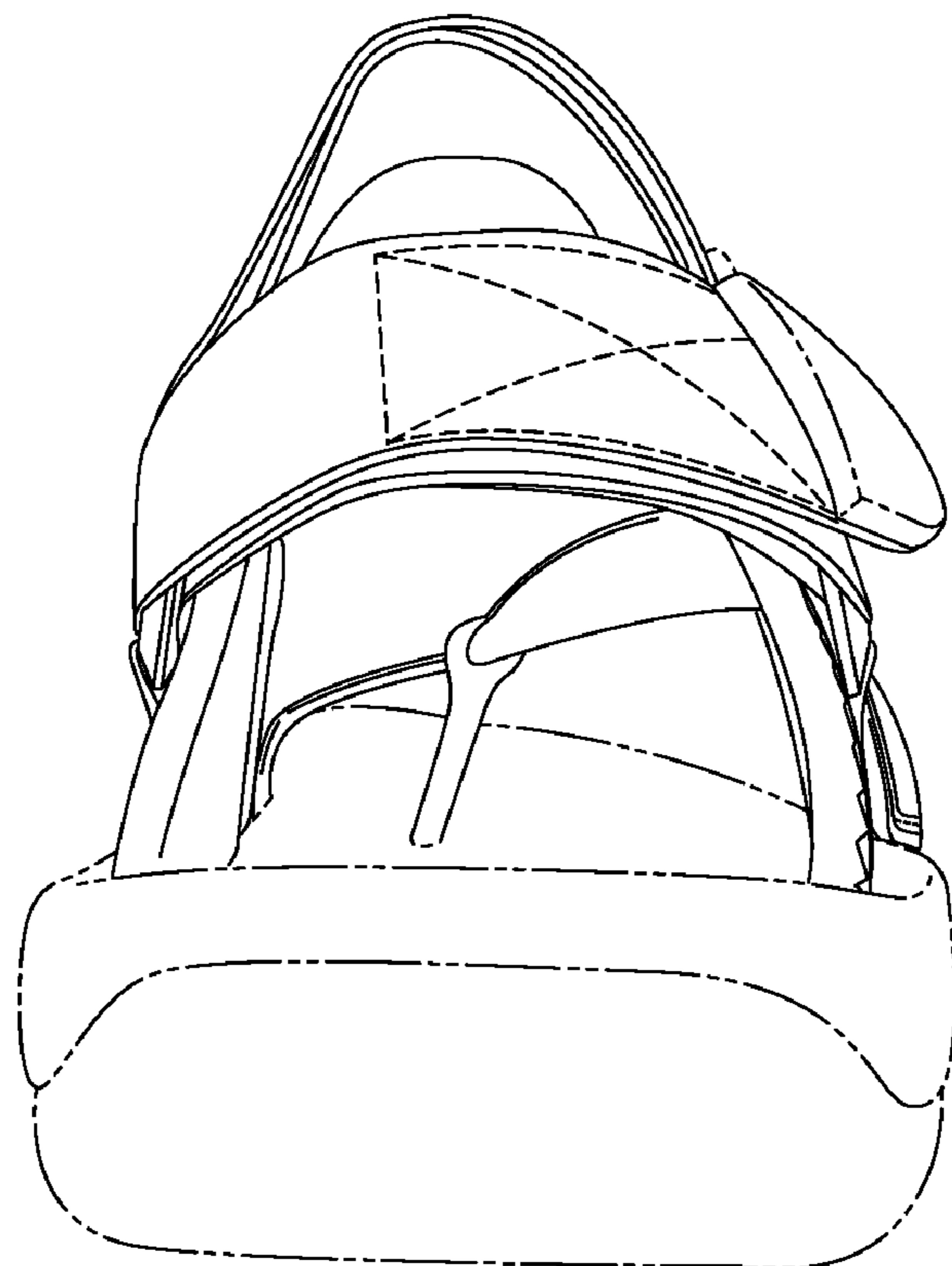


Fig. 6