



US00D563090S

(12) **United States Design Patent**
Matis et al.

(10) **Patent No.:** **US D563,090 S**
(45) **Date of Patent:** **** Mar. 4, 2008**

(54) **FOOTWEAR UPPER**

D551,839 S * 10/2007 Bertholon D2/972

(75) Inventors: **Clark A. Matis**, Charlotte, VT (US);
Tuan N. Le, Portland, OR (US)

(73) Assignee: **Wolverine World Wide, Inc.**,
Rockford, MI (US)

(**) Term: **14 Years**

(21) Appl. No.: **29/260,085**

(22) Filed: **May 18, 2006**

(51) **LOC (8) Cl.** **02-99**

(52) **U.S. Cl.** **D2/969**

(58) **Field of Classification Search** D2/896,
D2/900, 902, 903, 905, 907, 908, 916, 919-921,
D2/923-925, 943, 944, 969, 972-974, 977;
36/8.1, 9 R, 10, 45, 50.1, 77 M, 77 R, 78,
36/83, 88, 112-114, 126-131
See application file for complete search history.

(56) **References Cited**

U.S. PATENT DOCUMENTS

- D373,463 S * 9/1996 Greene D2/969
- D503,262 S * 3/2005 Della Valle D2/907
- D503,518 S * 4/2005 Della Valle D2/907
- D511,883 S 11/2005 Matis
- D516,287 S * 3/2006 Fontanarosa D2/972
- D523,623 S * 6/2006 Mermet D2/972
- D528,286 S * 9/2006 Schambra et al. D2/972
- D532,595 S * 11/2006 Hui D2/972
- D536,519 S * 2/2007 Caine D2/969
- D540,513 S * 4/2007 Bayat D2/907
- D545,044 S * 6/2007 Hlavacs D2/972

OTHER PUBLICATIONS

Merrell Fall 2004 Catalog, p. 16.
Merrell Spring 2006 Catalog, p. 46.

* cited by examiner

Primary Examiner—Dominic Simone

(74) *Attorney, Agent, or Firm*—Warner Norcross & Judd
LLP

(57) **CLAIM**

The ornamental design for footwear upper, as shown and described.

DESCRIPTION

FIG. 1 is a perspective view of the footwear upper embodying the new design;

FIG. 2 is a top view thereof;

FIG. 3 is a right side view thereof;

FIG. 4 is a left side view thereof;

FIG. 5 is a front view thereof; and,

FIG. 6 is a rear view thereof.

FIGS. 1-6 show features of an article of footwear in phantom lines. These features are shown for environmental purposes and do not form any part of the claimed design. Further, the phantom lines immediately adjacent the solid-line portions of the design form the boundary of the design, with the phantom lines forming no part of the claimed design.

1 Claim, 4 Drawing Sheets





Fig.1

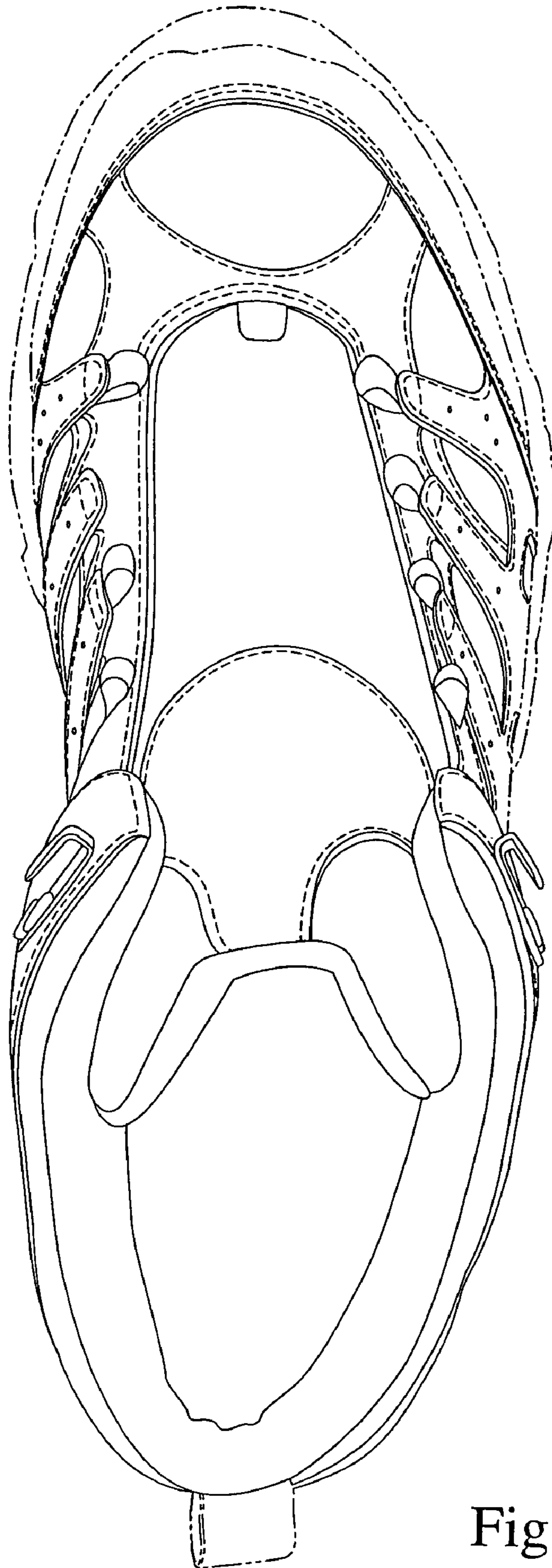


Fig.2




Fig.3

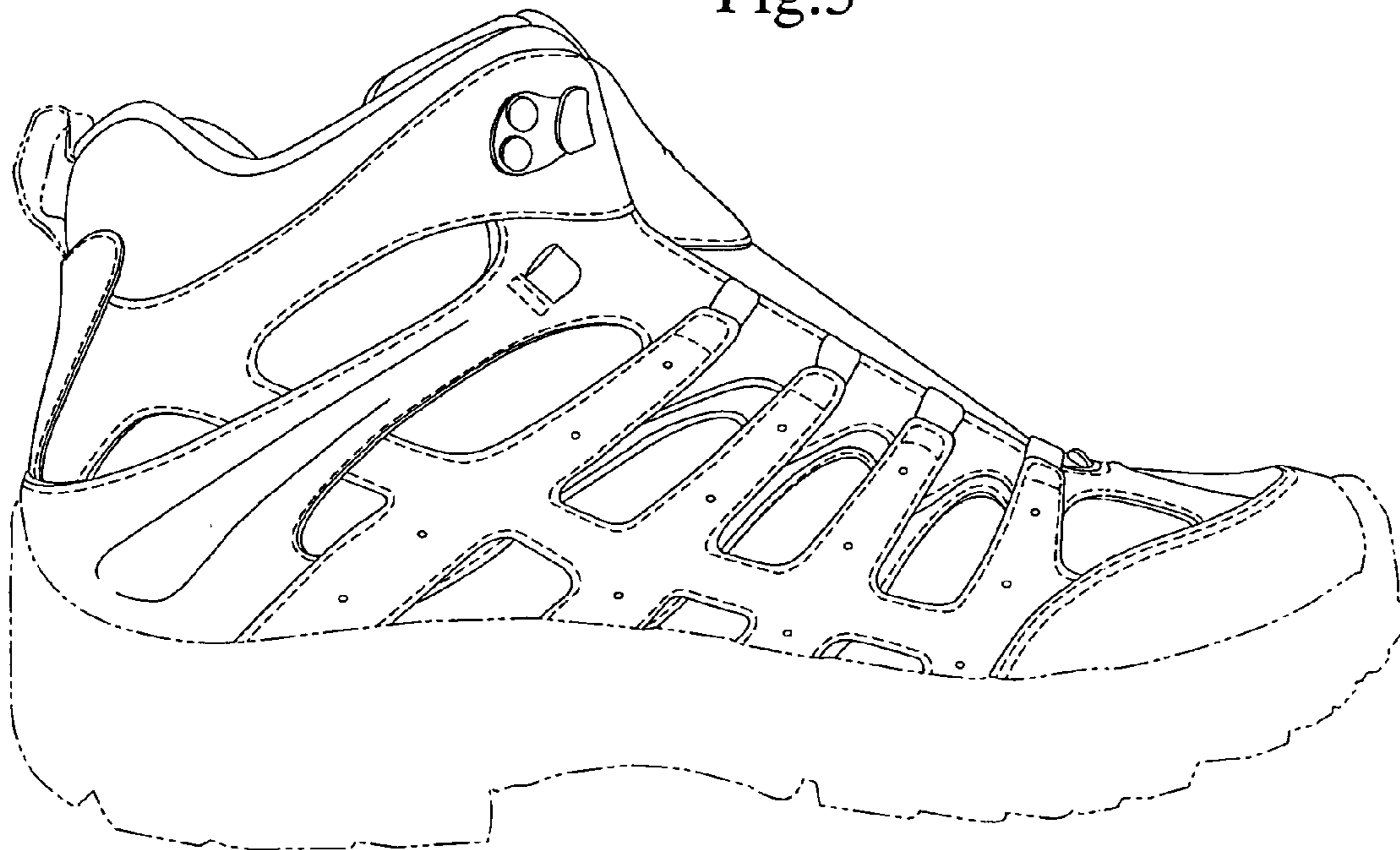


Fig.4

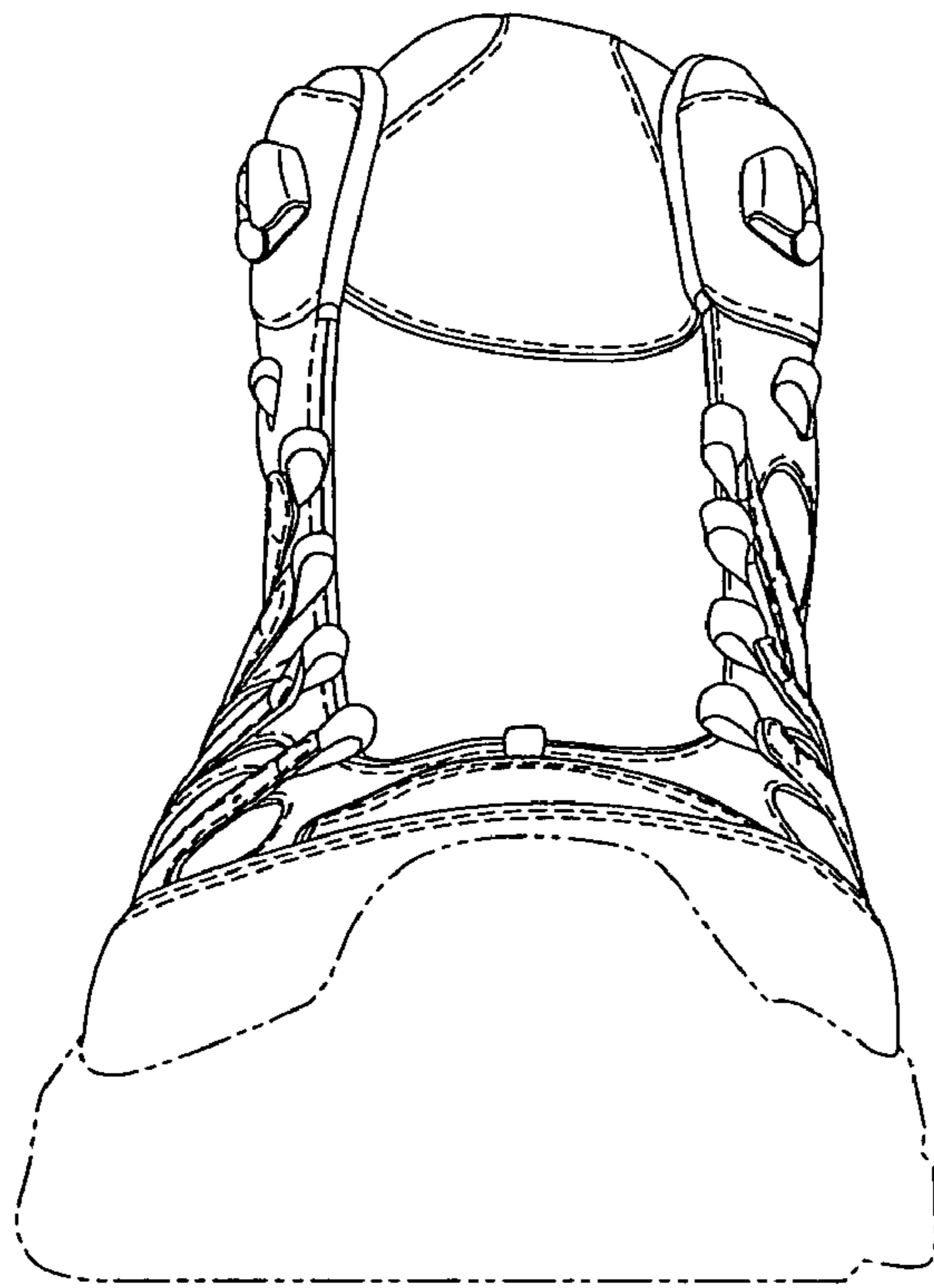


Fig.5

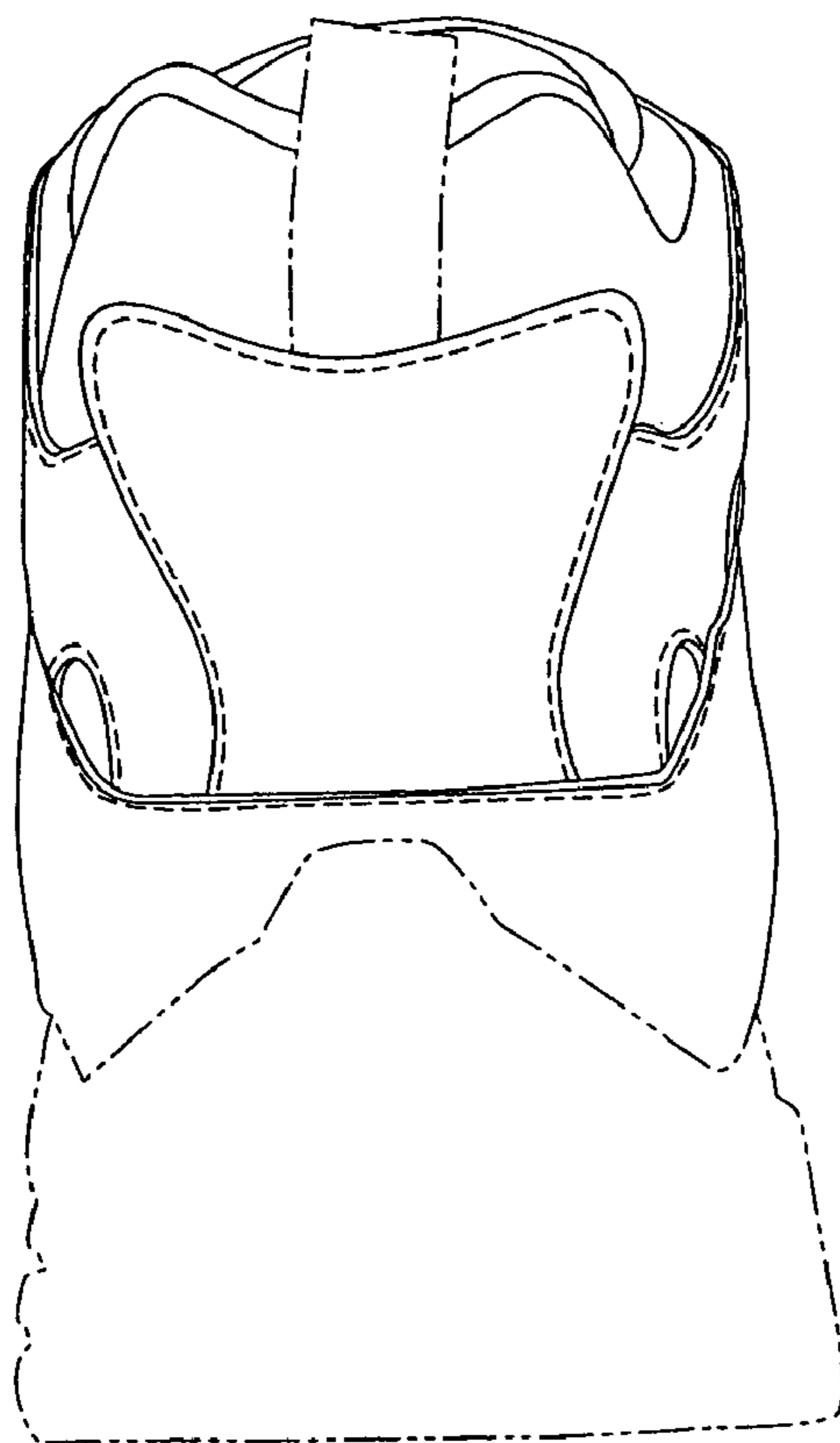


Fig.6