



US00D563089S

(12) **United States Design Patent**
Andersen et al.

(10) **Patent No.: US D563,089 S**
(45) **Date of Patent: ** Mar. 4, 2008**

(54) **FOOTWEAR UPPER**

(75) Inventors: **Deborah H. Andersen**, Prevost (CA);
Martin W. F. Dean, St. Albans (GB);
Grant A. Urie, Shelburne, VT (US)

(73) Assignee: **Wolverine World Wide, Inc.**,
Rockford, MI (US)

(**) Term: **14 Years**

(21) Appl. No.: **29/260,056**

(22) Filed: **May 18, 2006**

(51) **LOC (8) Cl.** **02-99**

(52) **U.S. Cl.** **D2/969; D2/916**

(58) **Field of Classification Search** D2/969,
D2/916, 917, 918, 919, 943, 946, 972, 977;
36/3 A, 8.1, 11.5, 45

See application file for complete search history.

(56) **References Cited**

U.S. PATENT DOCUMENTS

- D420,785 S * 2/2000 Perez D2/916
- D452,066 S * 12/2001 Dean D2/969
- D455,540 S * 4/2002 Fletcher et al. D2/916
- D461,301 S * 8/2002 Urie D2/969
- D461,949 S * 8/2002 Urie et al. D2/969

FOREIGN PATENT DOCUMENTS

JP 2006-031792 S 10/2002

OTHER PUBLICATIONS

Merrell Spring 2005 Catalog, pp. 43, 55, 61-65.
Donald Pliner Sandal.

* cited by examiner

Primary Examiner—Stella M. Reid

Assistant Examiner—Rashida C. McCoy

(74) *Attorney, Agent, or Firm*—Warner Norcross & Judd
LLP

(57) **CLAIM**

The ornamental design for footwear upper, as shown and
described.

DESCRIPTION

FIG. 1 is a perspective view of the footwear upper embody-
ing the new design;

FIG. 2 is an enlarged top plan view thereof;

FIG. 3 is a reduced left side view thereof;

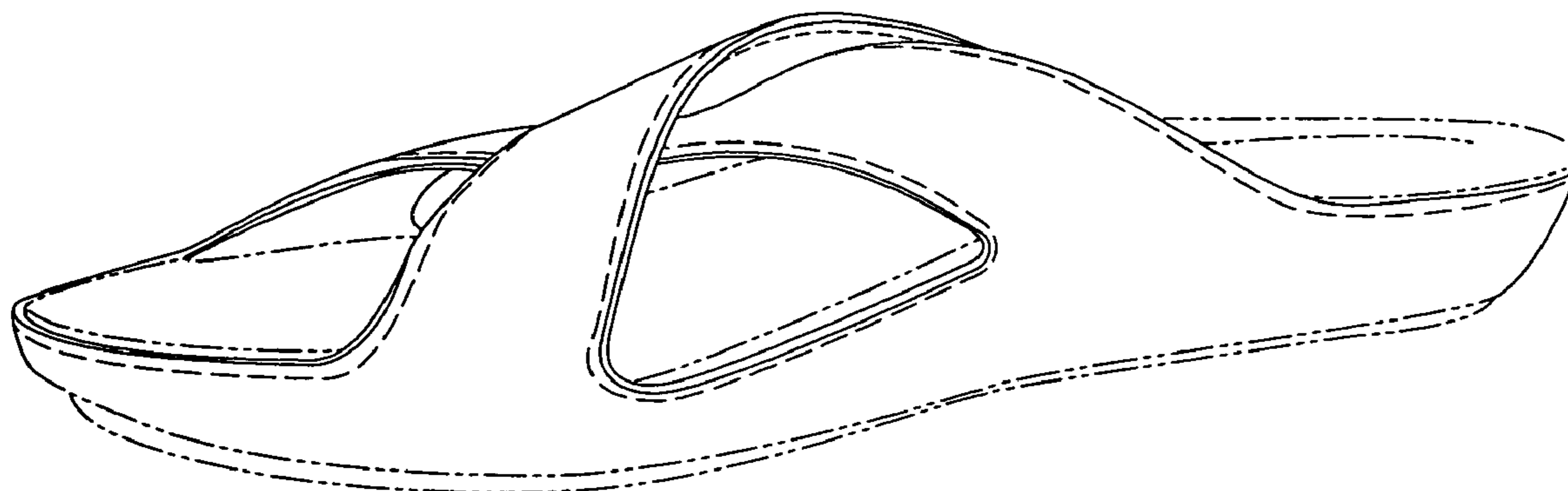
FIG. 4 is a reduced right side view thereof;

FIG. 5 is an enlarged front view thereof; and,

FIG. 6 is an enlarged back view thereof.

FIGS. 1–6 show features of an article of footwear in
phantom lines. These features are shown for environmental
purposes and do not form any part of the claimed design.
Further, the phantom lines immediately adjacent the solid-
line portions of the design form the boundary of the design,
with the phantom lines forming no part of the claimed
design.

1 Claim, 4 Drawing Sheets






Fig. 1

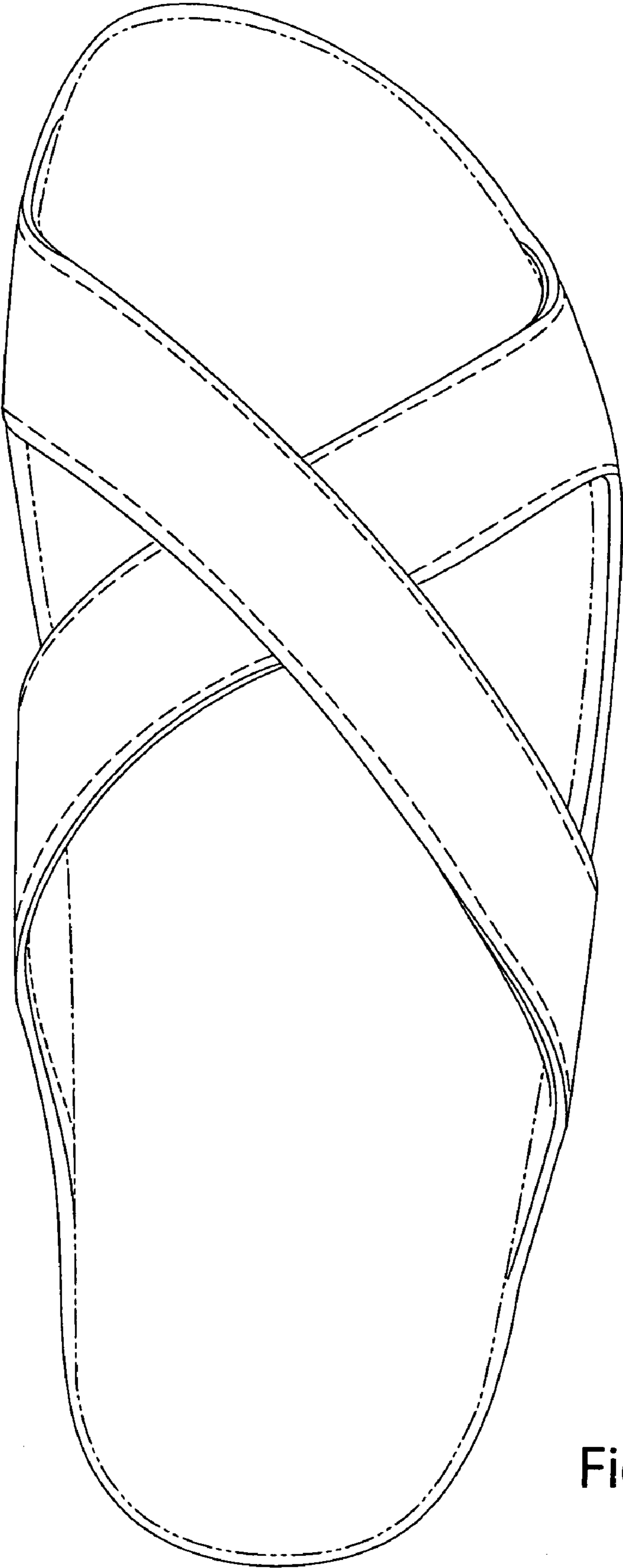


Fig. 2

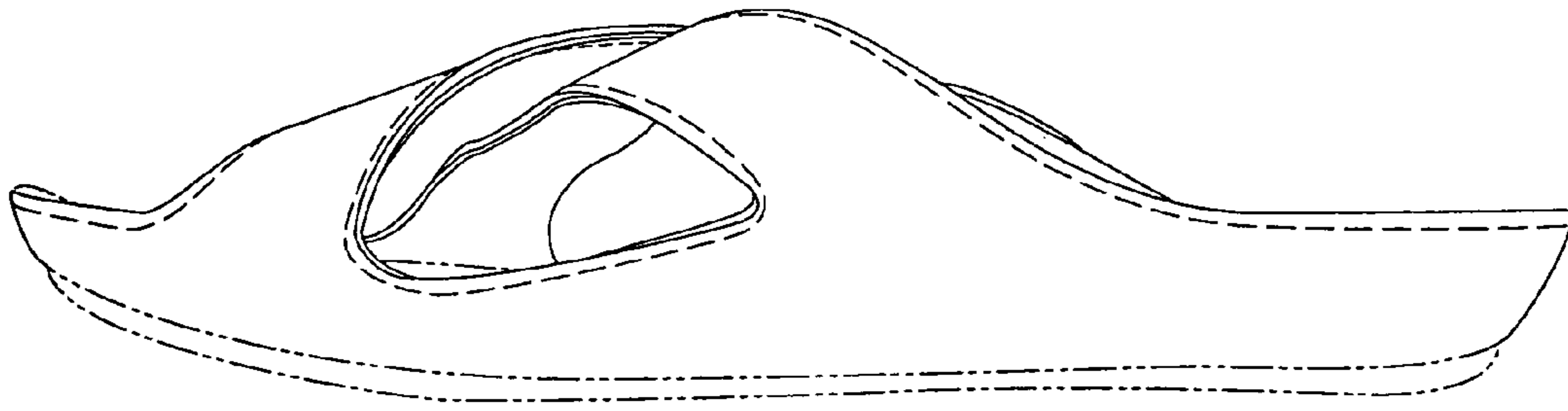


Fig. 3

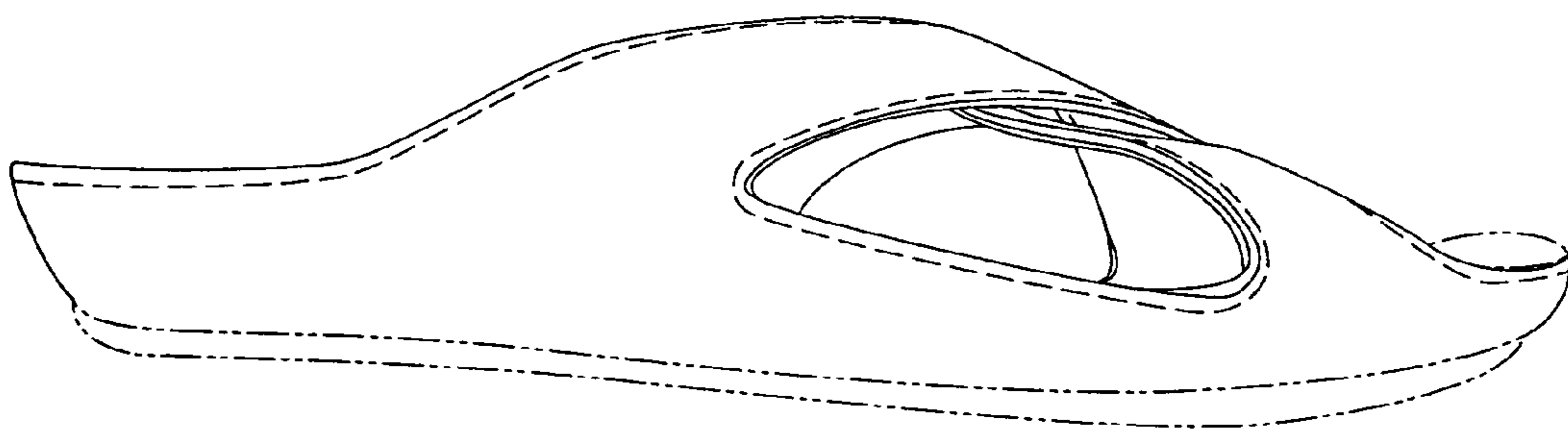


Fig. 4

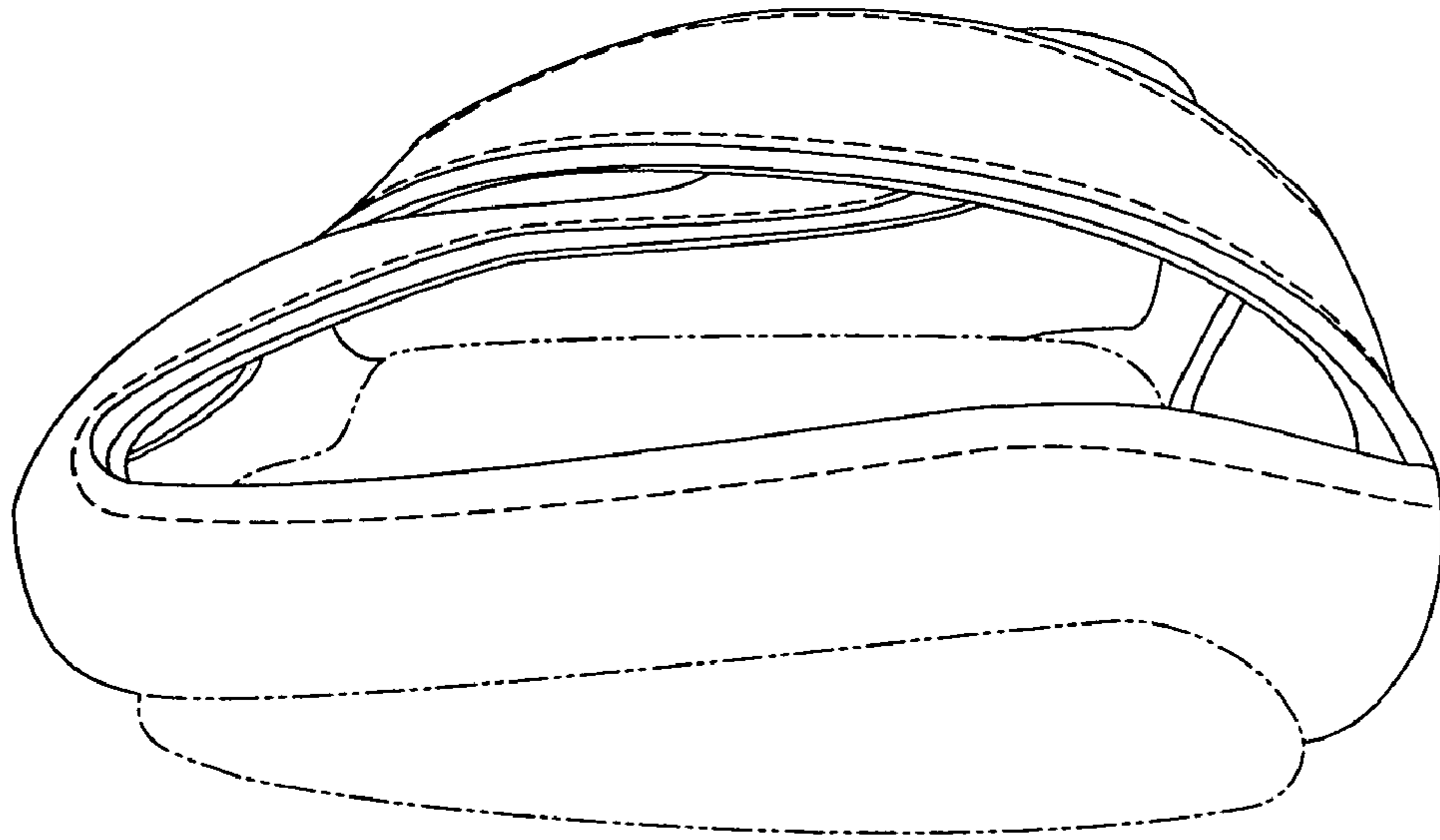


Fig. 5

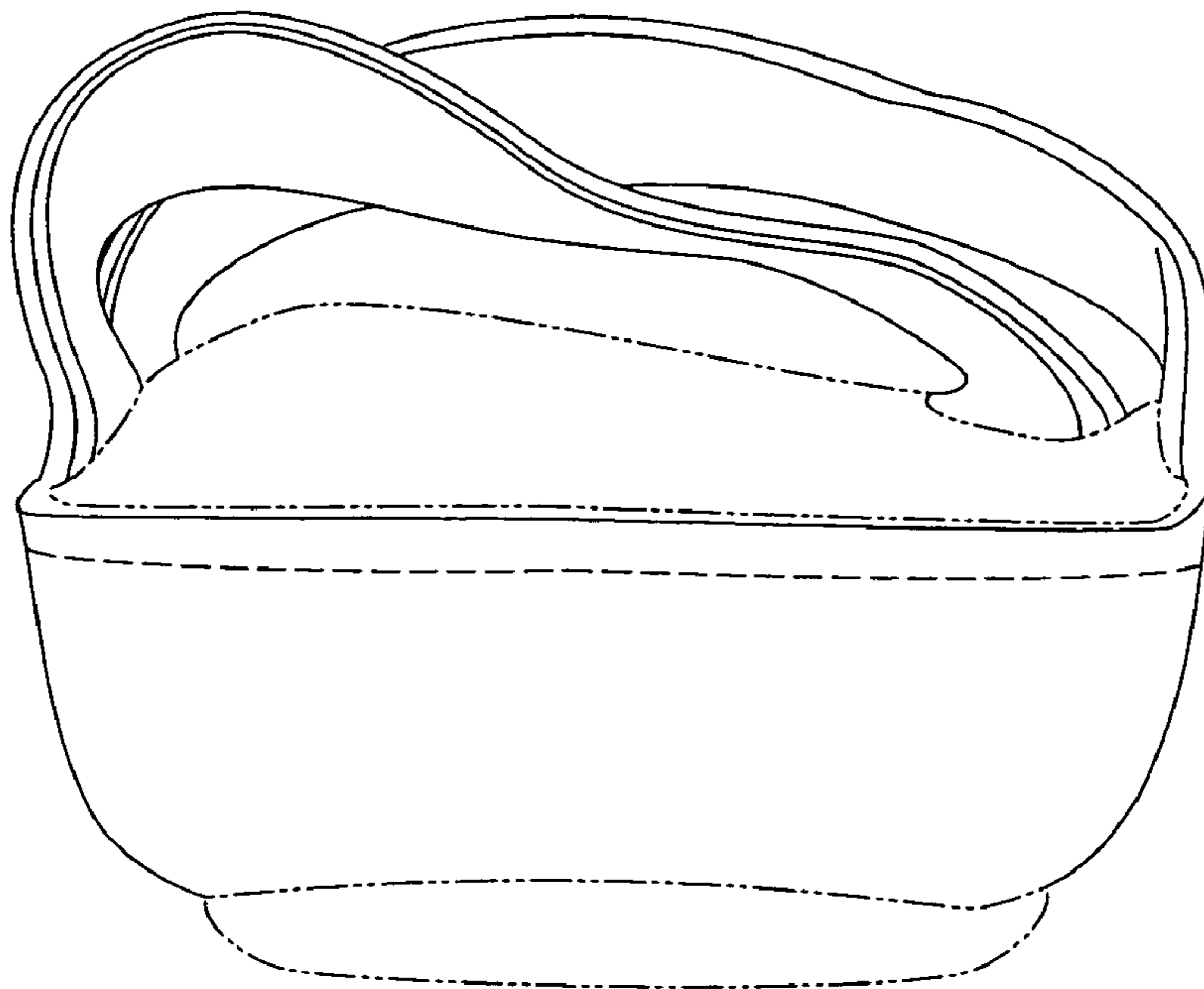


Fig. 6