



US00D563081S

(12) **United States Design Patent**
Van Trojen

(10) **Patent No.:** **US D563,081 S**
(45) **Date of Patent:** **** Mar. 4, 2008**

(54) **FACE MASK AND HAT FOR USE WITH SAME**

(75) Inventor: **Don Van Trojen**, Mukilteo, WA (US)

(73) Assignee: **Paadz Products, Inc.**, Everett, WA (US)

(**) Term: **14 Years**

(21) Appl. No.: **29/247,853**

(22) Filed: **Jul. 17, 2006**

(51) **LOC (8) Cl.** **02-03**

(52) **U.S. Cl.** **D2/866**

(58) **Field of Classification Search** D2/865,
D2/866, 871-873, 875-876, 867-868; 2/68,
2/87, 171, 172, 171.1, 173, 175.1, 175.6,
2/183, 184, 195.1-4, 200.1, 209.11-13, 203,
2/206, 209.3

See application file for complete search history.

(56) **References Cited**

U.S. PATENT DOCUMENTS

317,677	A *	5/1885	Sawyer	2/175.1
2,436,724	A *	2/1948	Mishel	2/84
3,855,634	A *	12/1974	Gregg	2/172
4,300,240	A *	11/1981	Edwards	2/206
4,593,417	A *	6/1986	Brown et al.	2/172
5,035,006	A *	7/1991	Hetz et al.	2/209.11
5,091,995	A *	3/1992	Oates	2/209
5,214,804	A *	6/1993	Carey et al.	2/206
D369,442	S *	4/1996	Jones	D29/108
5,694,648	A *	12/1997	Nucifora	2/172
6,009,555	A *	1/2000	Siprut	2/12
D429,406	S *	8/2000	Thaw	D2/879
6,272,690	B1 *	8/2001	Carey et al.	2/206

OTHER PUBLICATIONS

Rainhat puzzle, as shown on www.puzzlebank.com, dated circa 2005 (2 pages).*

Refrigerator decal of Gorton's Fisherman image, as shown on www.exrayvision.com, dated 2003 (1 page).*

The Dorko Hat with neck and ear warmer, #DK01, as shown on www.paadz.com, dated Aug. 18, 2006 (1 page).*

* cited by examiner

Primary Examiner—Elizabeth A. Albert

Assistant Examiner—Karen E Eldridge Powers

(74) *Attorney, Agent, or Firm*—Seed IP Law Group PLLC

(57) **CLAIM**

The ornamental design for a face mask and hat for use with same, as shown and described.

DESCRIPTION

FIG. 1 is a front perspective view of a face mask and hat for use with same, showing my new design.

FIG. 2 is a front elevation view thereof.

FIG. 3 is a right side elevation view thereof.

FIG. 4 is a left side elevation view thereof.

FIG. 5 is a rear elevation view thereof.

FIG. 6 is a top plan view thereof; and,

FIG. 7 is a bottom plan view thereof.

The broken lines showing the person's face, neck and shoulders in FIG. 1 are for the purpose of illustrating environmental matter and form no part of the claimed design.

The Crosshatched pattern, although shown intermittently, is distributed uniformly over the surfaces of the claimed design and represents material.

1 Claim, 7 Drawing Sheets





FIG. 1

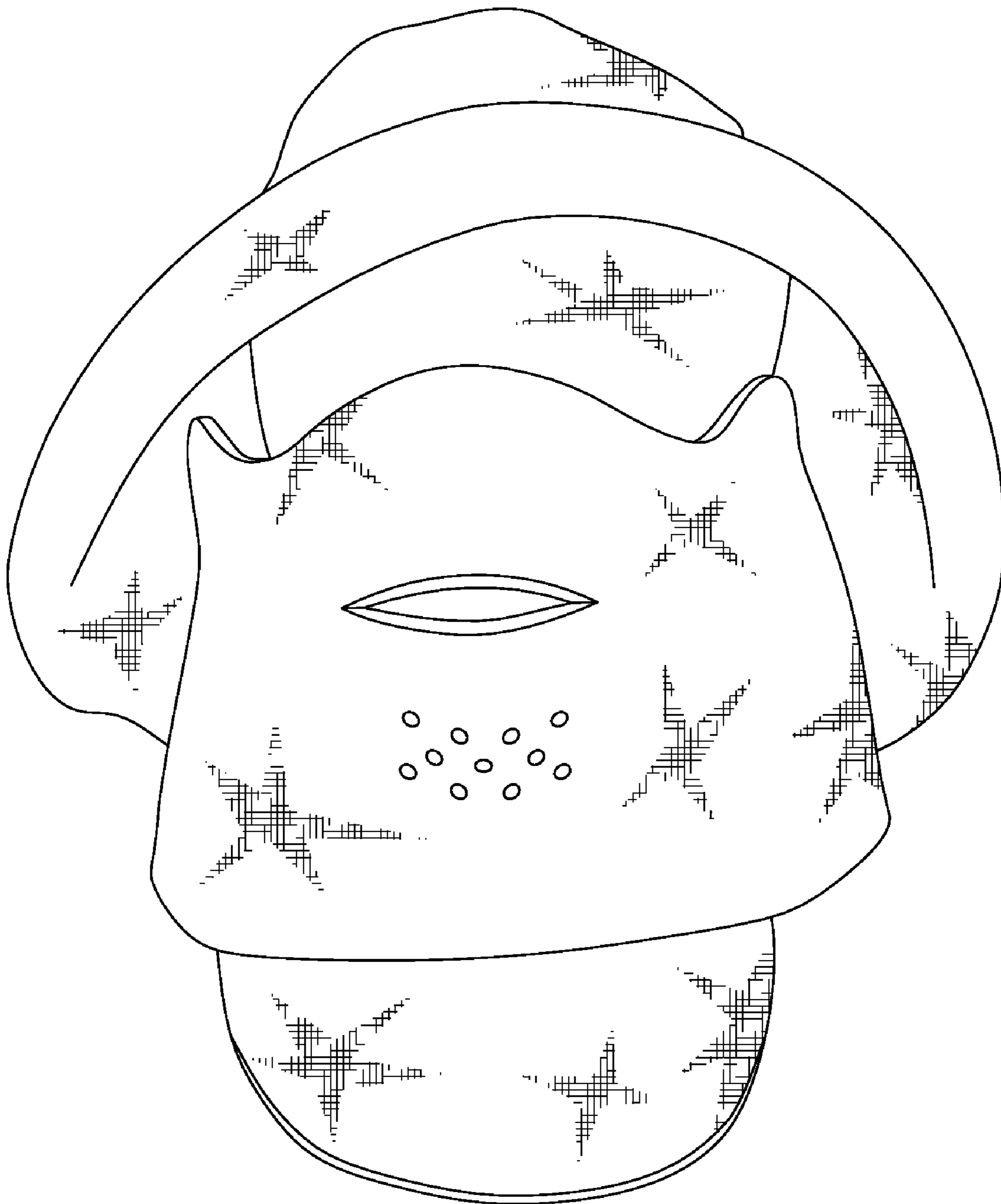


FIG. 2




FIG. 3




FIG. 4




FIG. 5

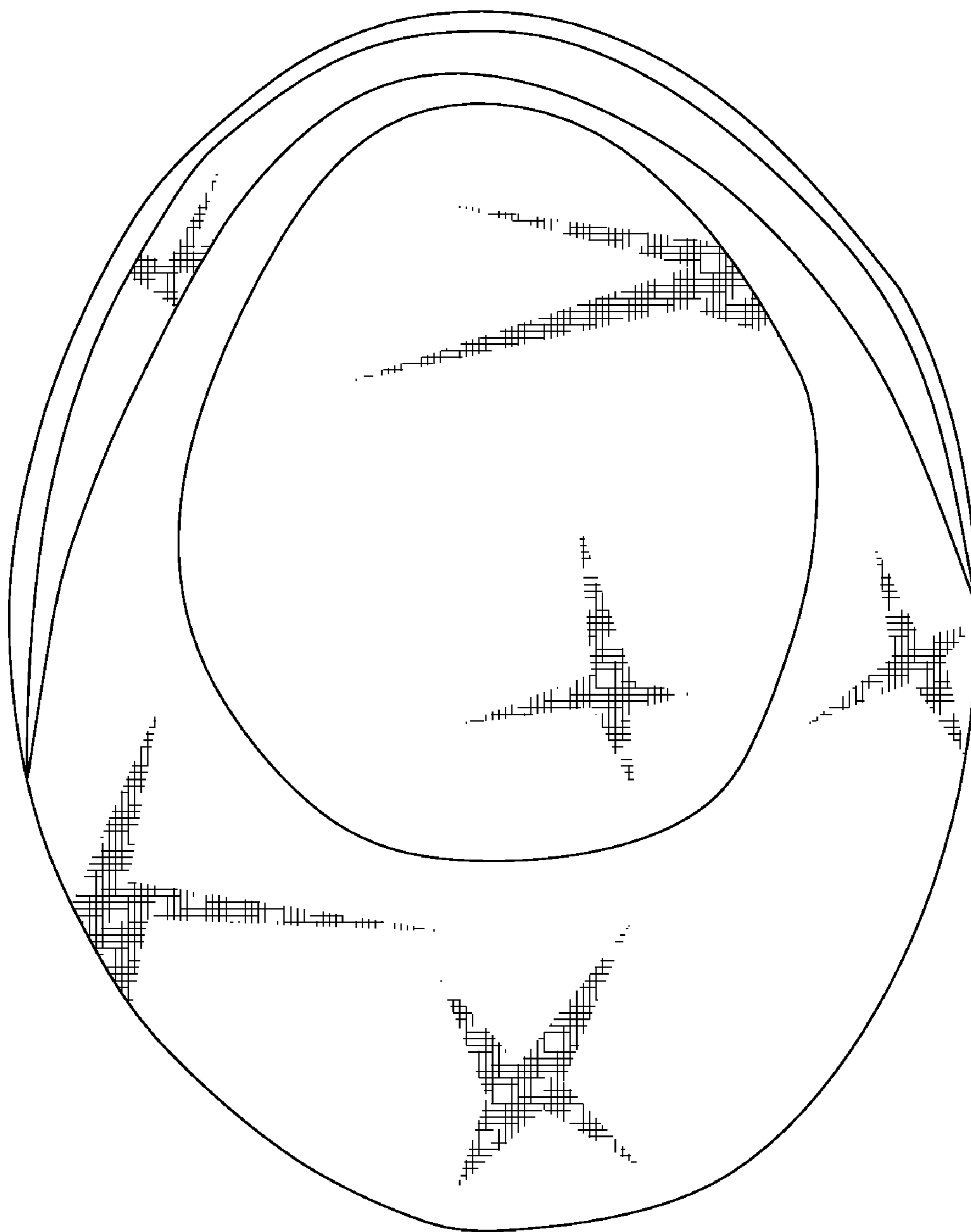


FIG. 6

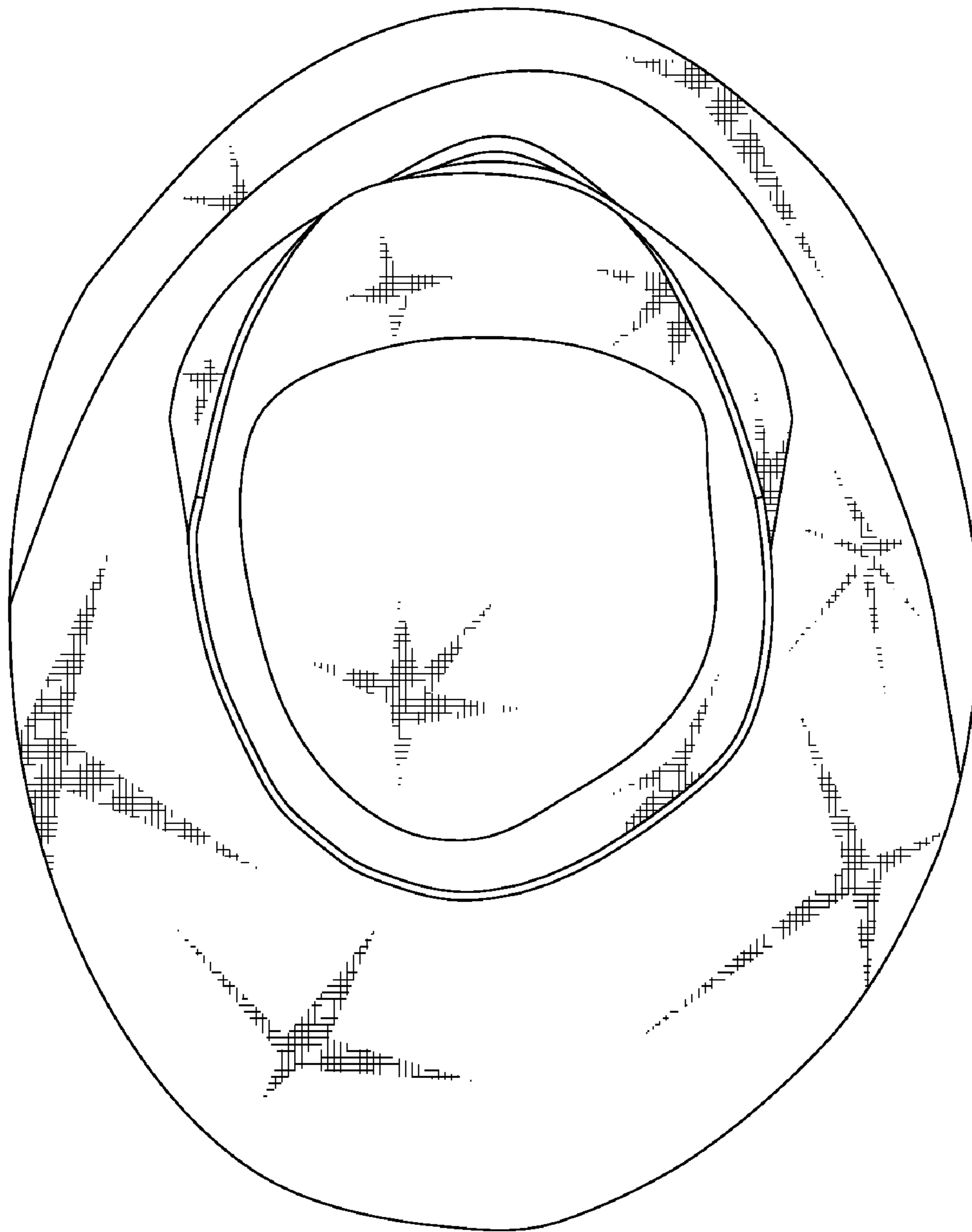


FIG. 7