



US00D563076S

(12) **United States Design Patent**
Brooking et al.

(10) **Patent No.:** **US D563,076 S**
(45) **Date of Patent:** **** Mar. 4, 2008**

(54) **CANDY BAR**

D498,343 S * 11/2004 Malina et al. D1/127
D499,228 S * 12/2004 Malina et al. D1/127

(75) Inventors: **Lauren Brooking**, Kent (GB); **Sue Wilson**, Bath (GB); **Phil Jenkins**, Newport (GB); **Rob Wheatcroft**, Maidenhead (GB)

OTHER PUBLICATIONS

The Candy Cookbook: Recipes For Spectacular Truffles, Brittles, Toffees, Chocolates, and More, by Carole Bloom, Chronicle Books, CA, © 1995, p. 74.*
Confectioners' Machinery and Tools: Catalogue X, by Thos. Mills & Bro. Incorporated, Brookhaven Press, WI, 1952, pp. 43 and 44.*

(73) Assignee: **Mars, Incorporated**, McLean, VA (US)

* cited by examiner

(**) Term: **14 Years**

Primary Examiner—Robin V. Webster
Assistant Examiner—Karen E Kearney

(21) Appl. No.: **29/269,920**

(74) *Attorney, Agent, or Firm*—Arent Fox LLC

(22) Filed: **Dec. 12, 2006**

(30) **Foreign Application Priority Data**

(57) **CLAIM**

Jun. 12, 2006 (EM) 000545173

The ornamental design for a candy bar, as shown and described.

(51) **LOC (8) Cl.** **01-01**

DESCRIPTION

(52) **U.S. Cl.** **D1/127; D1/121**

(58) **Field of Classification Search** D1/100-1, D1/121, 127-8, 130, 199; 426/76, 103, 122, 426/144, 660, 512, 515; D21/386; D24/101, D24/104; D28/8.1

FIG. 1: is a front, left perspective view of the candy bar showing our new design;

See application file for complete search history.

FIG. 2: is a top view of the design shown in FIG. 1;

(56) **References Cited**

U.S. PATENT DOCUMENTS

D52,246 S * 7/1918 Stollwerck D1/121
D88,109 S * 10/1932 Reiche D1/127
D201,594 S * 7/1965 Woodard D28/8.1
D209,881 S * 1/1968 Vanderthyde D28/8.1
D254,516 S * 3/1980 Meibaum D1/127
D335,202 S * 5/1993 Kesdekoglu D1/127
D372,974 S * 8/1996 Williams D24/104
D373,234 S * 9/1996 Manderfeld D1/130
D416,661 S * 11/1999 Sherman et al. D1/127
D422,774 S * 4/2000 Hersh D1/125
6,161,260 A * 12/2000 Flewitt D24/101

FIG. 3: is a bottom view of the design shown in FIG. 1;

FIG. 4: is a front view of the design shown in FIG. 1; wherein the rear view is a mirror image thereof;

FIG. 5: is a right side view of the design shown in FIG. 1;

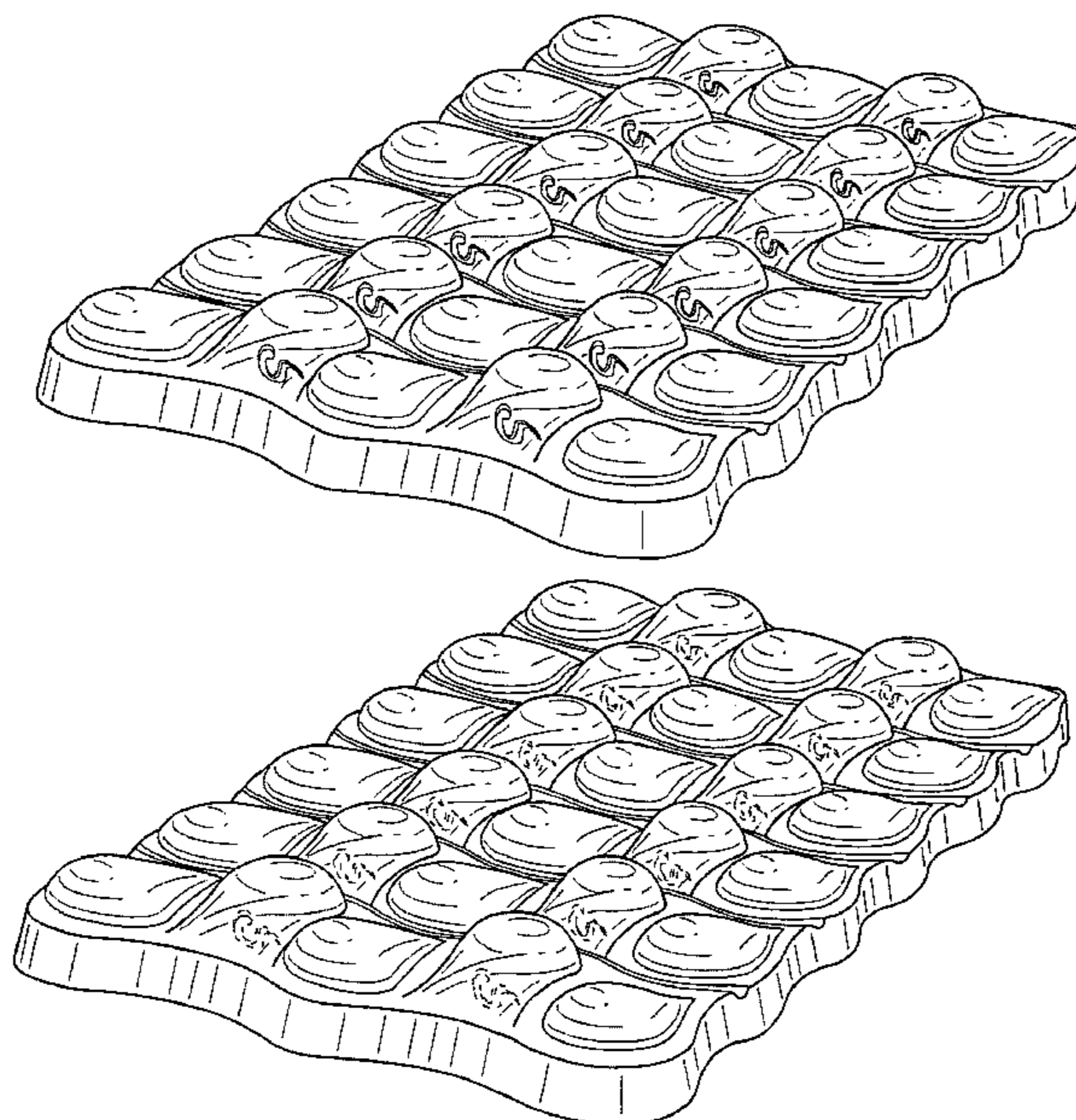
FIG. 6: is a left side view of the design shown in FIG. 1;

FIG. 7 is a second embodiment of a front, left perspective view of the candy bar showing our new design; and,

FIG. 8 is a top view of the design shown in FIG. 7.

The broken lines showing the indicia in FIGS. 7 and 8 are for the purpose of illustrating environmental structure and form no part of the claimed design.

1 Claim, 4 Drawing Sheets






FIG. 1




FIG.2

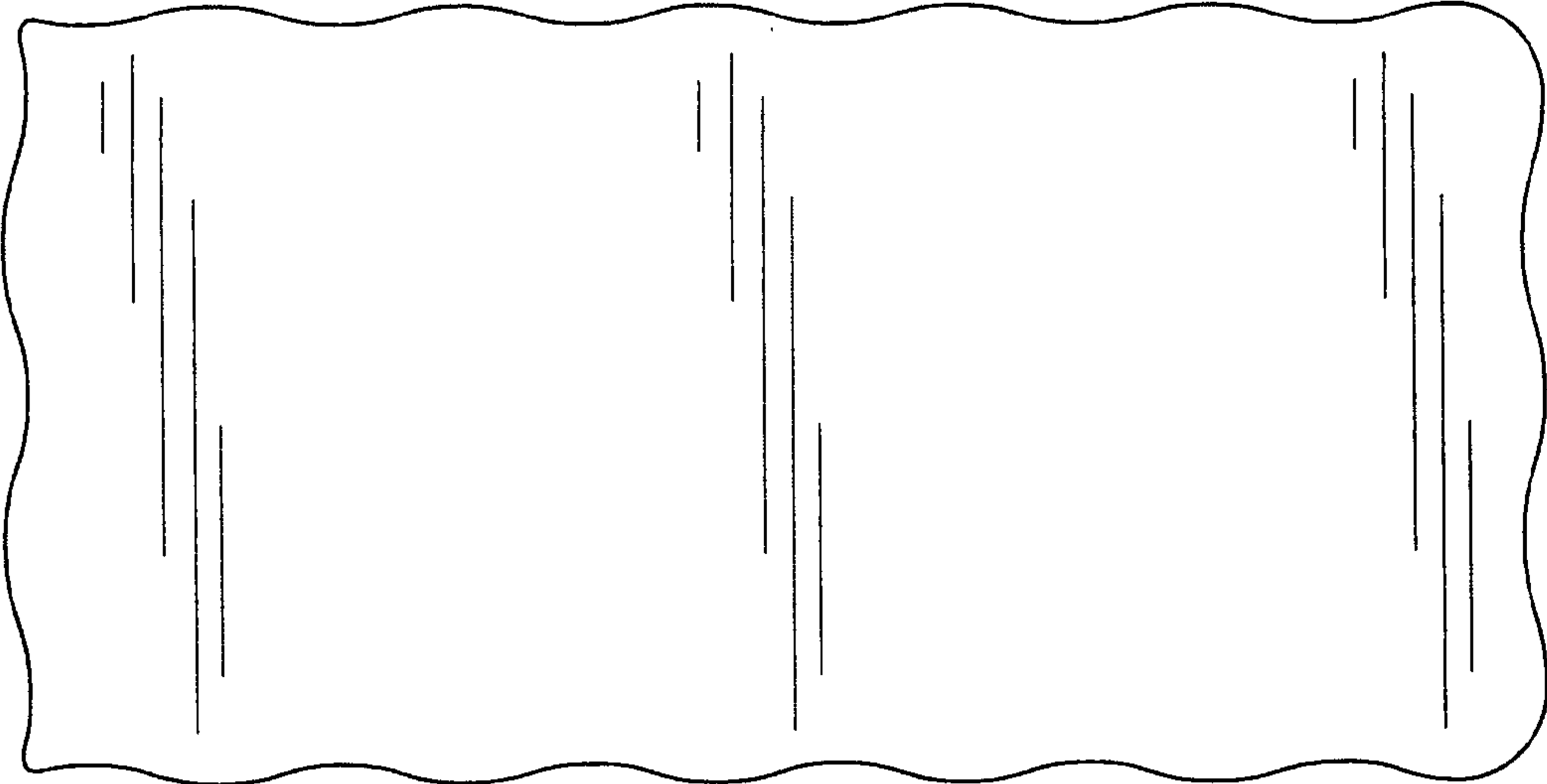


FIG.3



FIG. 4



FIG. 5



FIG. 6




FIG. 7

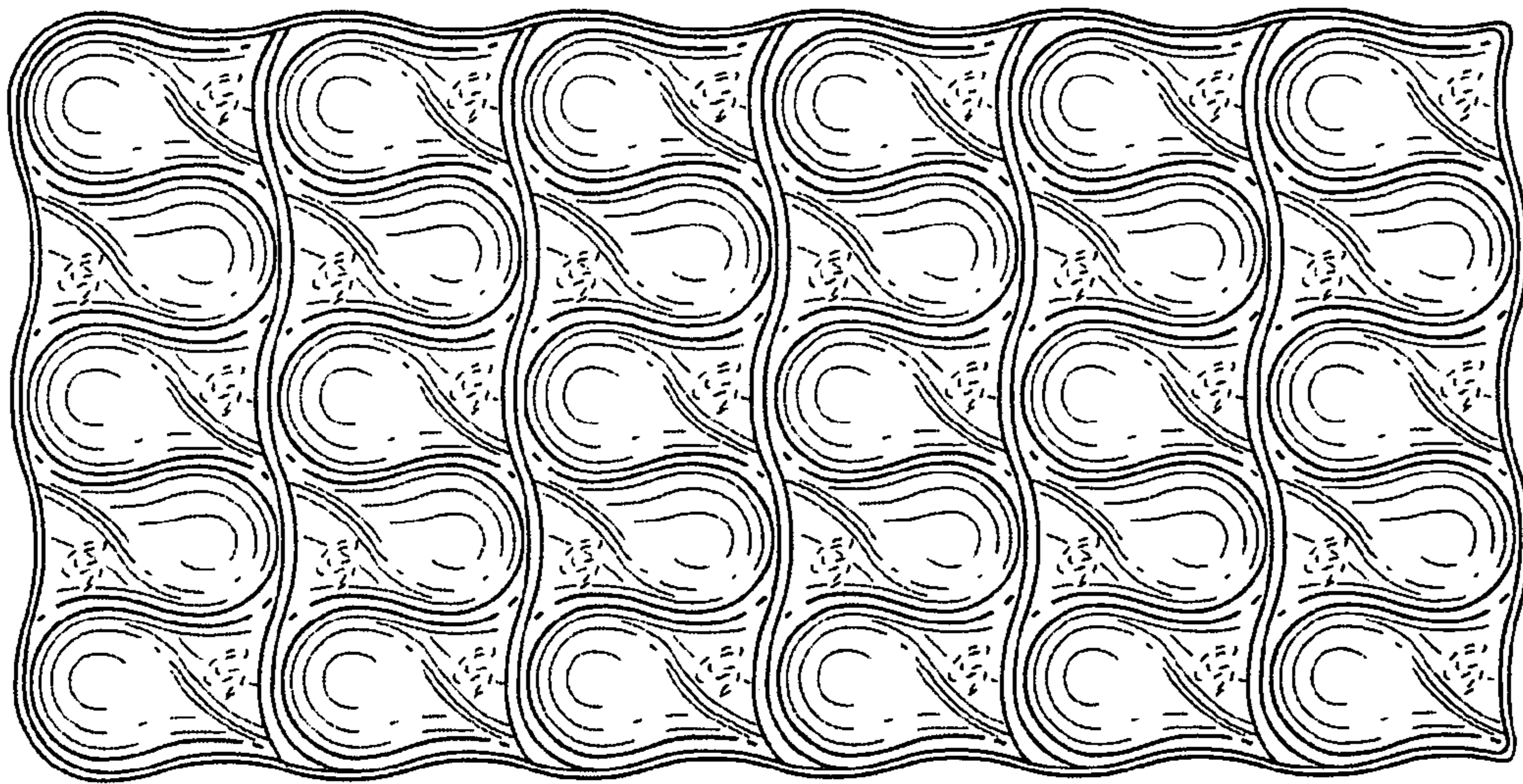


FIG. 8