

US00D563071S

(12) **United States Design Patent**  
**Corrin**

(10) **Patent No.:** **US D563,071 S**  
(45) **Date of Patent:** **\*\* Feb. 26, 2008**

(54) **BOTTOM-DUMPING SPLIT REFUSE  
CONTAINER WITH SLOPED FLOOR**

D311,619 S \* 10/1990 Gravagna ..... D34/3  
D331,306 S \* 11/1992 Sumpter et al. .... D3/272  
D389,970 S \* 1/1998 Darnell ..... D34/1  
D539,998 S \* 4/2007 Andrade ..... D34/3

(76) Inventor: **William M. Corrin**, Baldrine Road,  
Craiglands (IM) 1M4-6EB

\* cited by examiner

(\*\*) Term: **14 Years**

*Primary Examiner*—Cynthia E Ramirez  
(74) *Attorney, Agent, or Firm*—Donald R. Schoonover

(21) Appl. No.: **29/272,178**

(22) Filed: **Feb. 5, 2007**

(57) **CLAIM**

(51) **LOC (8) Cl.** ..... **09-09**

I claim the ornamental design for a bottom-dumping split refuse container with sloped floor, as shown and described.

(52) **U.S. Cl.** ..... **D34/1**

(58) **Field of Classification Search** ..... D34/1,  
D34/3, 5, 6, 7, 8, 9; 220/908-913; 414/422;  
280/47.34; 294/68.22; D15/32, 25, 28  
See application file for complete search history.

**DESCRIPTION**

(56) **References Cited**

**U.S. PATENT DOCUMENTS**

865,045 A	9/1907	Jones	
1,010,325 A	11/1911	Stuebner	
2,509,240 A	5/1950	Meehan	
2,692,692 A	10/1954	Johnson	
3,719,296 A	3/1973	Larson, Jr.	
4,046,271 A	9/1977	Klosk	
4,105,117 A *	8/1978	Atkin et al. ....	206/501
4,640,521 A	2/1987	Berfield	
4,688,860 A	8/1987	Accumanno et al.	
4,892,221 A *	1/1990	Gora et al. ....	220/826

FIG. 1 is a perspective view of a bottom-dumping split refuse container with sloped floor showing my new design; FIG. 2 is a top plan view thereof; FIG. 3 is a side elevational view thereof, the elevational view of the opposing side being identical thereto; FIG. 4 is a bottom plan view thereof; and FIG. 5 is an end elevational view, the elevational view of the opposing end being identical thereto; and, FIG. 6 is a perspective view showing the bottom-dumping split refuse container with sloped floor in use; the broken lines depict environmental structure for illustrative purposes only and form no part of the claimed design.

**1 Claim, 2 Drawing Sheets**

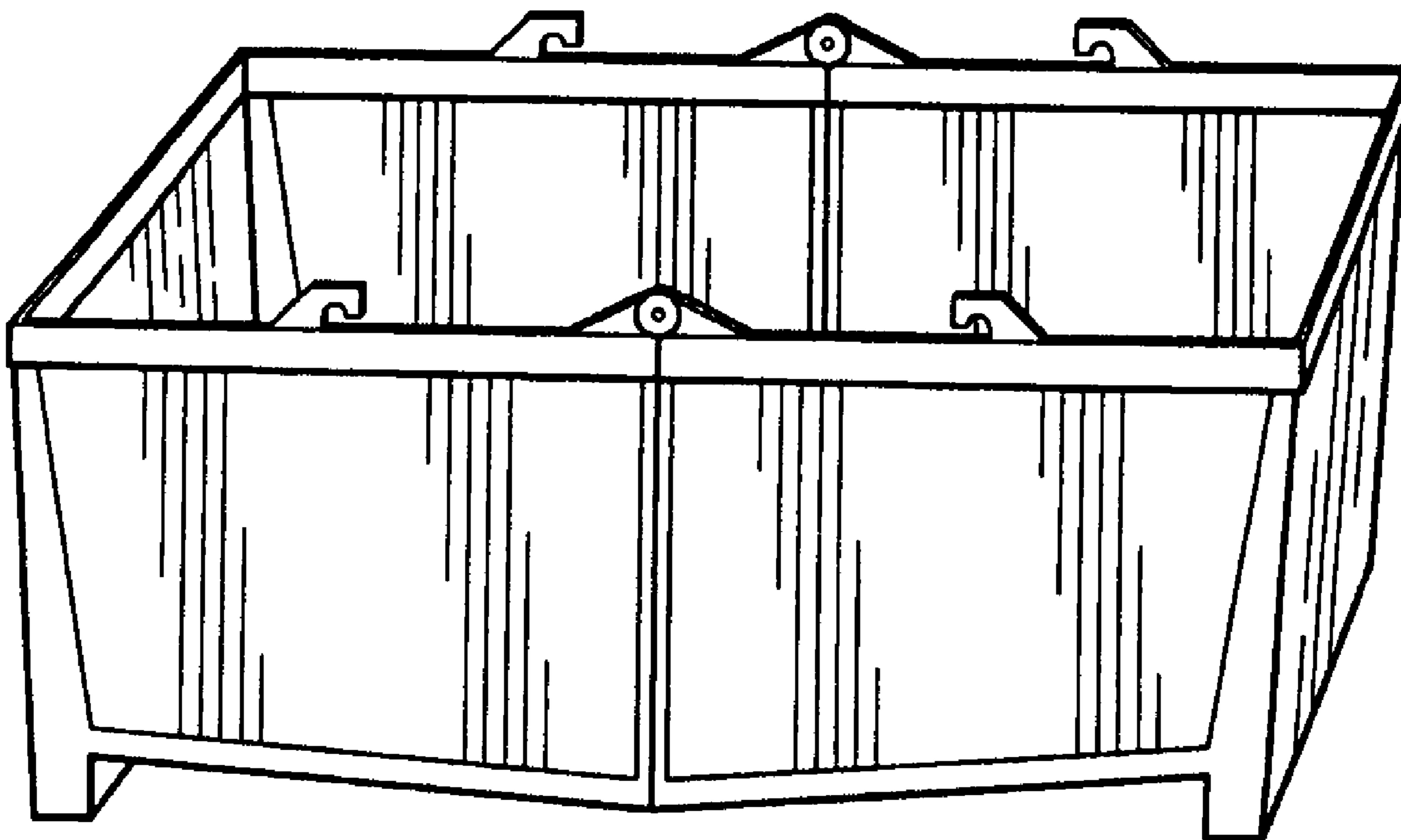


Fig. 1


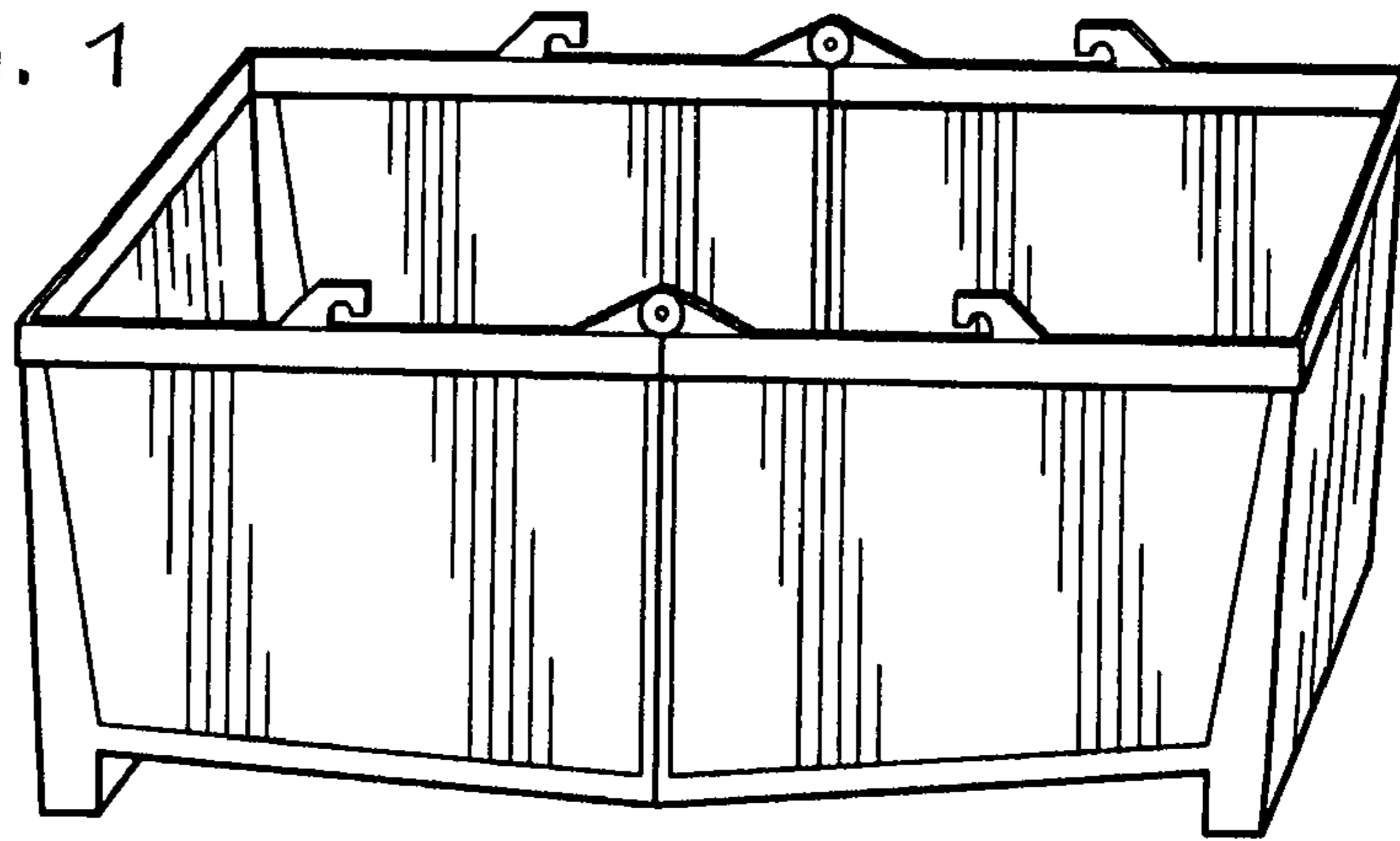


Fig. 2

Fig. 3

