



US00D563052S

(12) **United States Design Patent**  
**Fang**

(10) **Patent No.:** **US D563,052 S**

(45) **Date of Patent:** **\*\* Feb. 26, 2008**

(54) **HELMET**

(76) **Inventor:** **Kenneth Fang**, P.O. Box 26-757, Taipei  
106 (TW)

(\*\*) **Term:** **14 Years**

(21) **Appl. No.:** **29/271,227**

(22) **Filed:** **Jan. 16, 2007**

(51) **LOC (8) Cl.** ..... **29-02**

(52) **U.S. Cl.** ..... **D29/102**

(58) **Field of Classification Search** ..... D2/865,  
D2/867-870, 878, 880, 889; 2/171-172,  
2/202-205, 209.13, 5, 6.1, 6.3, 6.5-6.7, 410-412,  
2/414, 416-418, 421-425; D29/102-107,  
D29/122

See application file for complete search history.

(56) **References Cited**

**U.S. PATENT DOCUMENTS**

D437,092 S *	1/2001	Ho	.....	D29/102
D453,860 S *	2/2002	Lu	.....	D29/102
D453,975 S *	2/2002	Ho	.....	D29/102
D481,172 S *	10/2003	Ho	.....	D29/102
D495,835 S *	9/2004	Ho	.....	D29/102

D495,836 S *	9/2004	Fang	.....	D29/102
D516,751 S *	3/2006	Ho	.....	D29/102
D517,739 S *	3/2006	Ho	.....	D29/102
D536,832 S *	2/2007	Ho	.....	D29/102

\* cited by examiner

*Primary Examiner*—Ruth McInroy

(74) *Attorney, Agent, or Firm*—Rosenberg, Klein & Lee

(57) **CLAIM**

The ornamental design for a helmet, as shown and described.

**DESCRIPTION**

FIG. 1 is a perspective view of a helmet showing my new design;

FIG. 2 is a front view thereof;

FIG. 3 is a rear view thereof;

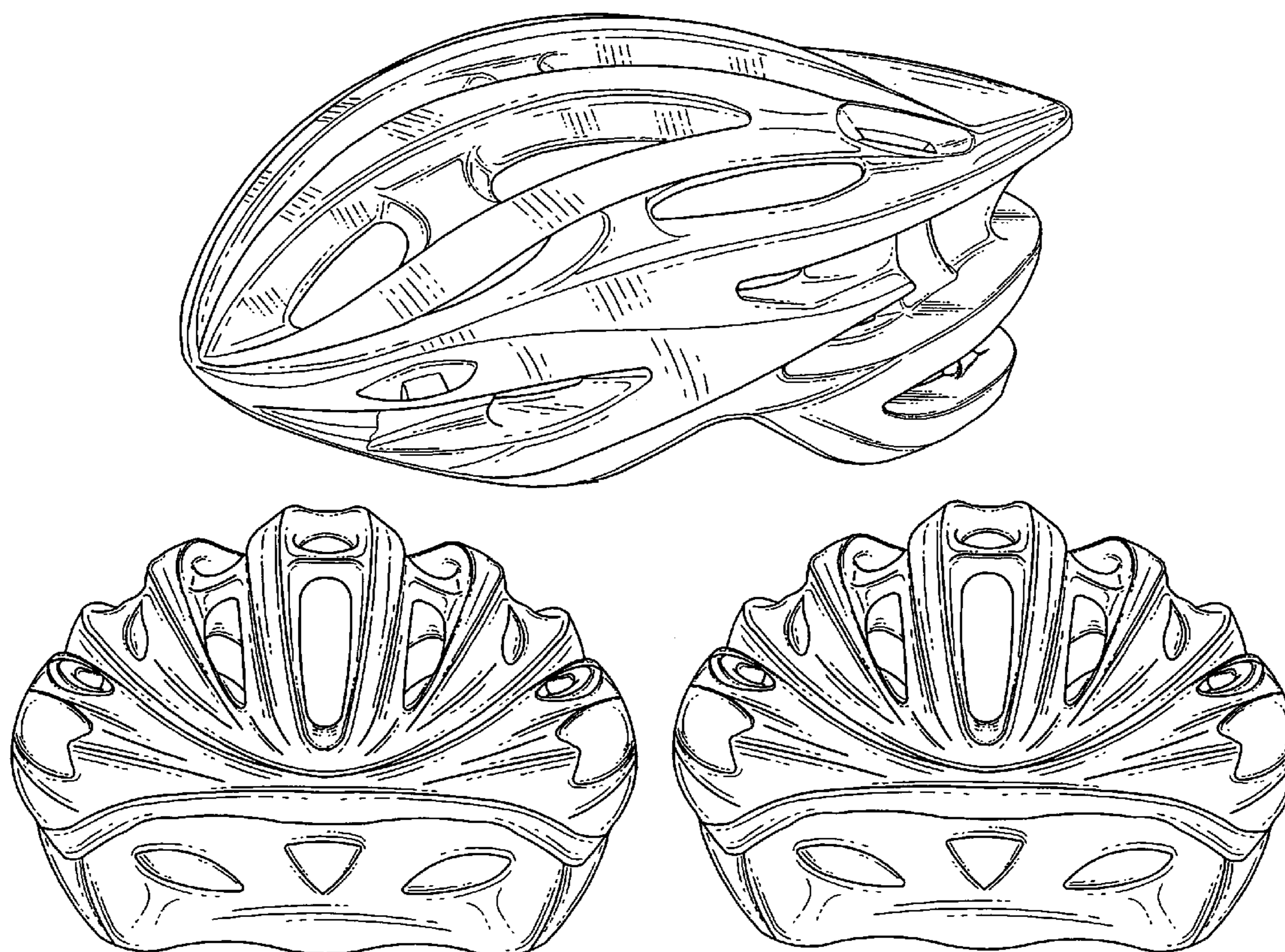
FIG. 4 is a left side view thereof;

FIG. 5 is a right side view thereof;

FIG. 6 is a top view thereof; and,

FIG. 7 is a bottom view thereof.

**1 Claim, 5 Drawing Sheets**



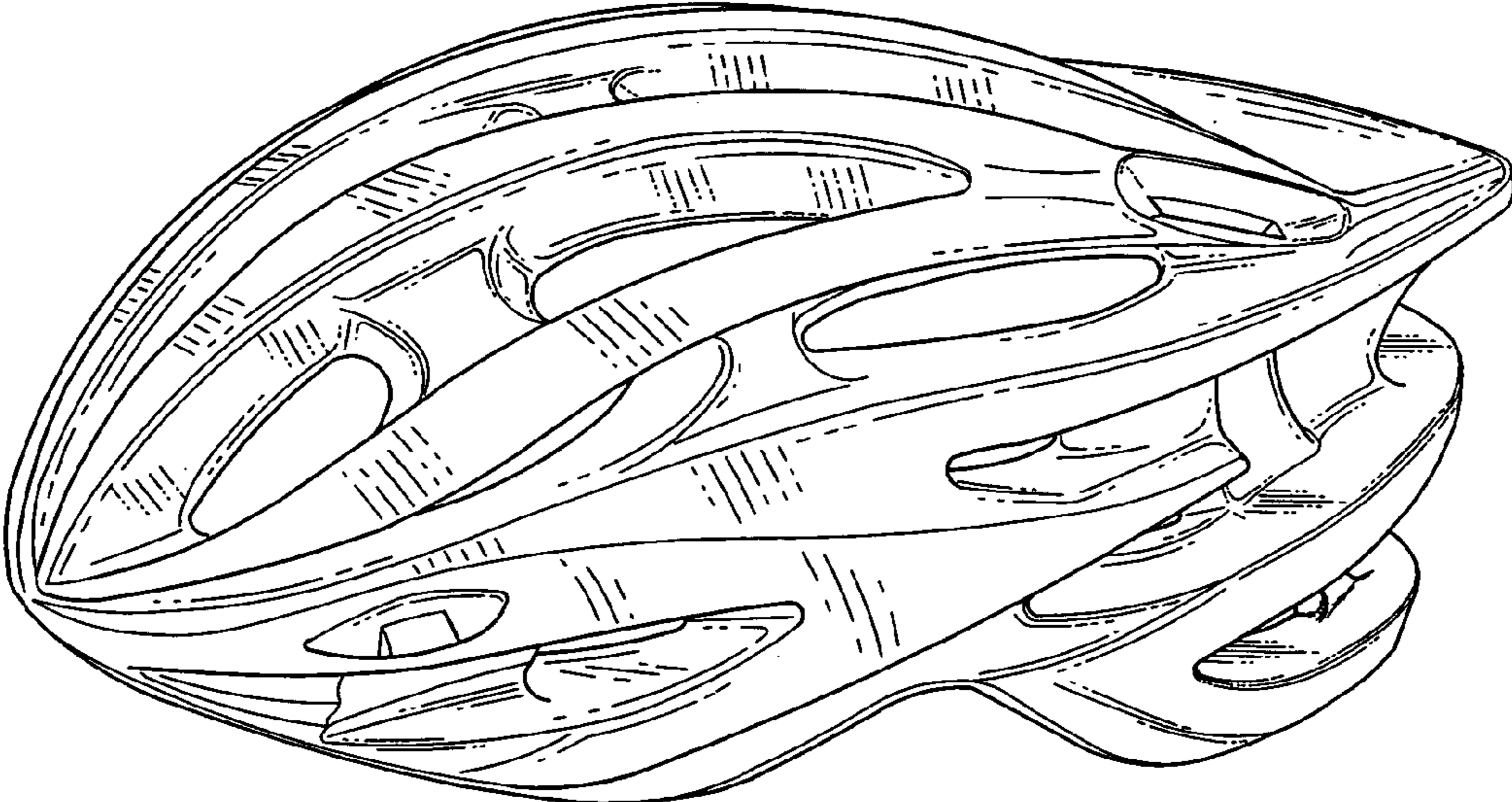


FIG. 1




FIG. 2



FIG. 3




FIG. 4




FIG. 5

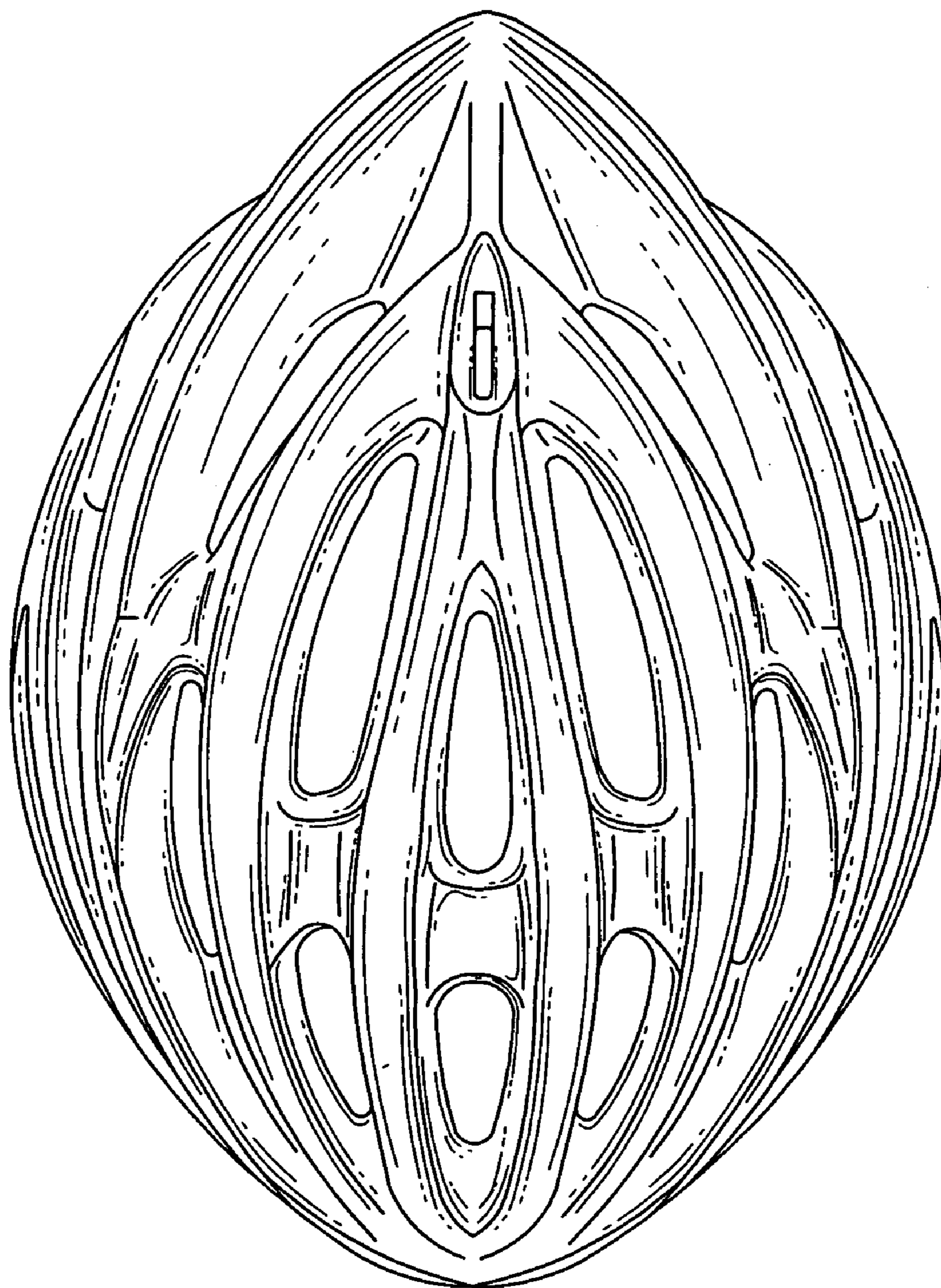


FIG. 6

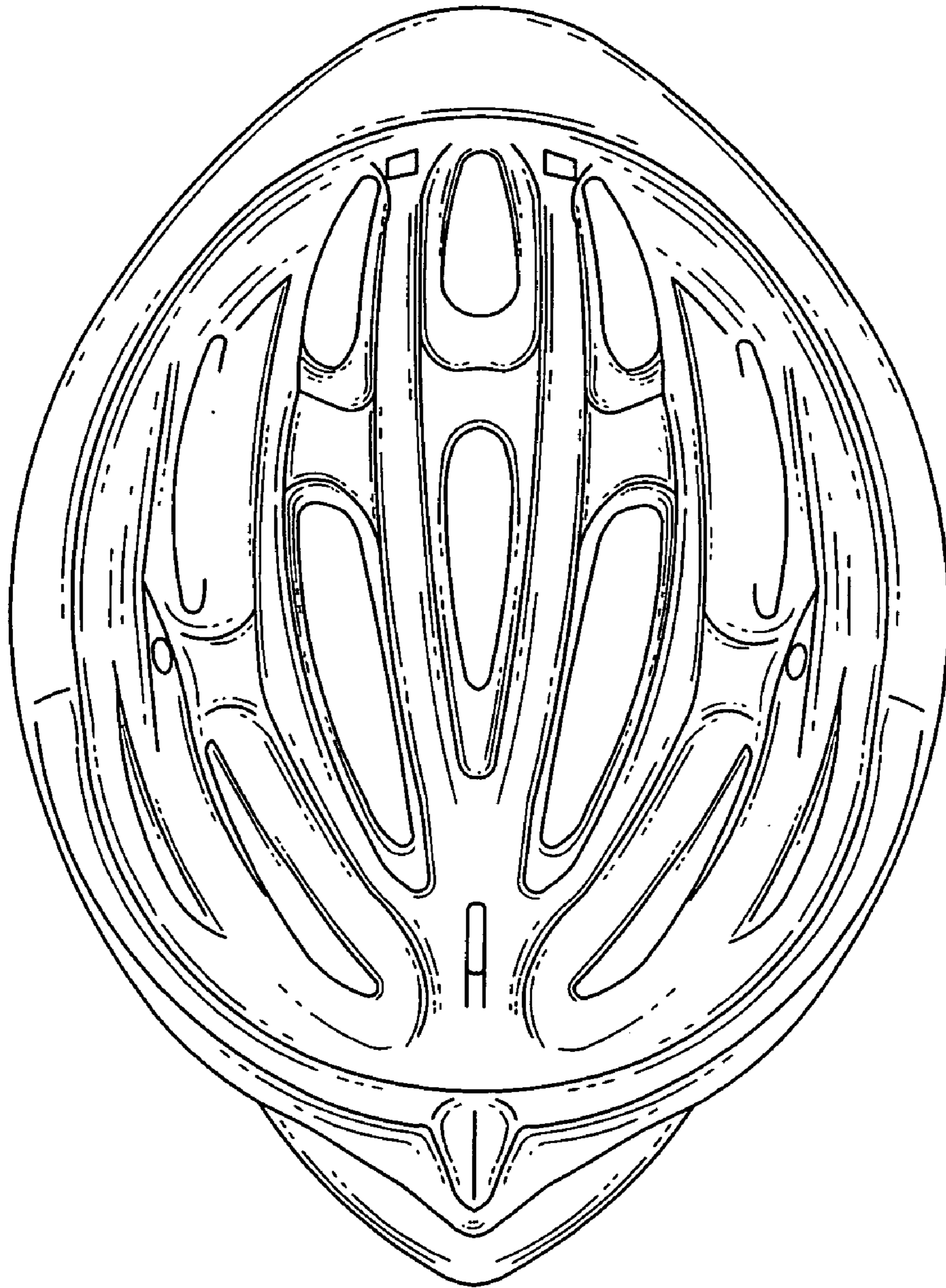


FIG. 7