

US00D563050S

(12) **United States Design Patent**  
**Habib**

(10) **Patent No.:** **US D563,050 S**

(45) **Date of Patent:** **\*\* Feb. 26, 2008**

(54) **NAIL AND CUTICLE NIPPER COMBINED**

D489,844 S \* 5/2004 Merheje ..... D28/60  
D547,905 S \* 7/2007 Kurz ..... D28/60

(75) Inventor: **Muhammad Habib**, Palmyra, NJ (US)

\* cited by examiner

(73) Assignee: **Franzo International Corp.**, Palmyra, NJ (US)

*Primary Examiner*—Jennifer Rivard  
(74) *Attorney, Agent, or Firm*—Charles E. Baxley

(\*\*) Term: **14 Years**

(57) **CLAIM**

(21) Appl. No.: **29/272,494**

The ornamental design for the nail and cuticle nipper combined, as shown and described.

(22) Filed: **Feb. 7, 2007**

(51) **LOC (8) Cl.** ..... **28-03**

(52) **U.S. Cl.** ..... **D28/60**

(58) **Field of Classification Search** ..... D28/56,  
D28/57, 59, 60; 132/73, 73.5, 75.3–75.6;  
D8/5, 52, 107; 30/175, 186, 26–29

See application file for complete search history.

**DESCRIPTION**

(56) **References Cited**

**U.S. PATENT DOCUMENTS**

1,428,396 A \* 9/1922 Pozdeck ..... 132/75.5  
2,839,827 A \* 6/1958 David ..... 30/28  
D212,067 S \* 8/1968 Pearce ..... D28/55  
D308,736 S \* 6/1990 Pina ..... D28/60

FIG. 1 is a rearward downward rightward perspective view of a nail and cuticle nipper combined in accordance with my design;

FIG. 2 is a top plan view thereof;

FIG. 3 is a right elevational view thereof;

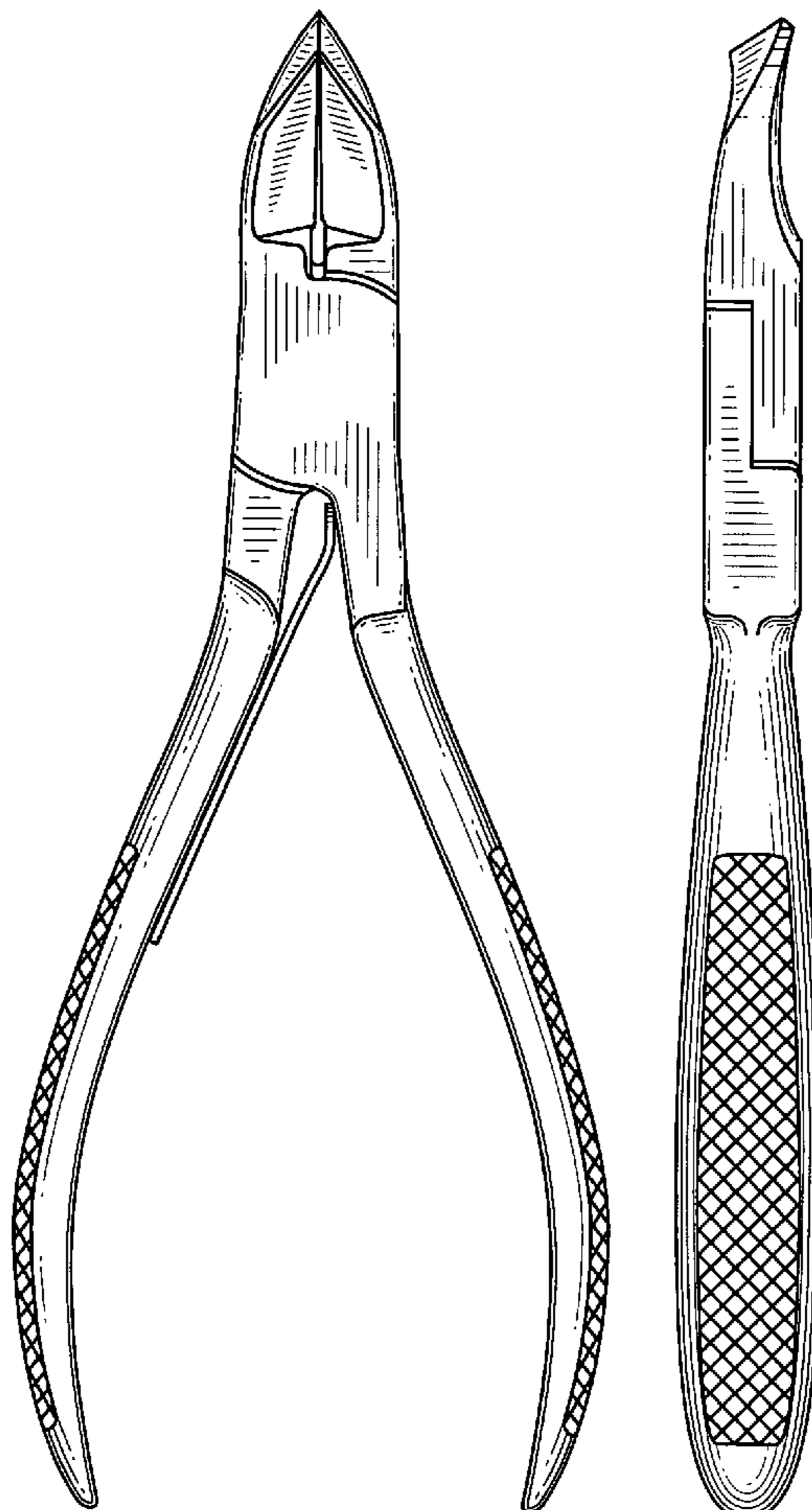
FIG. 4 is a bottom plan view thereof;

FIG. 5 is a left elevational view thereof;

FIG. 6 is a front elevational view thereof; and,

FIG. 7 is a rear elevational view thereof.

**1 Claim, 4 Drawing Sheets**



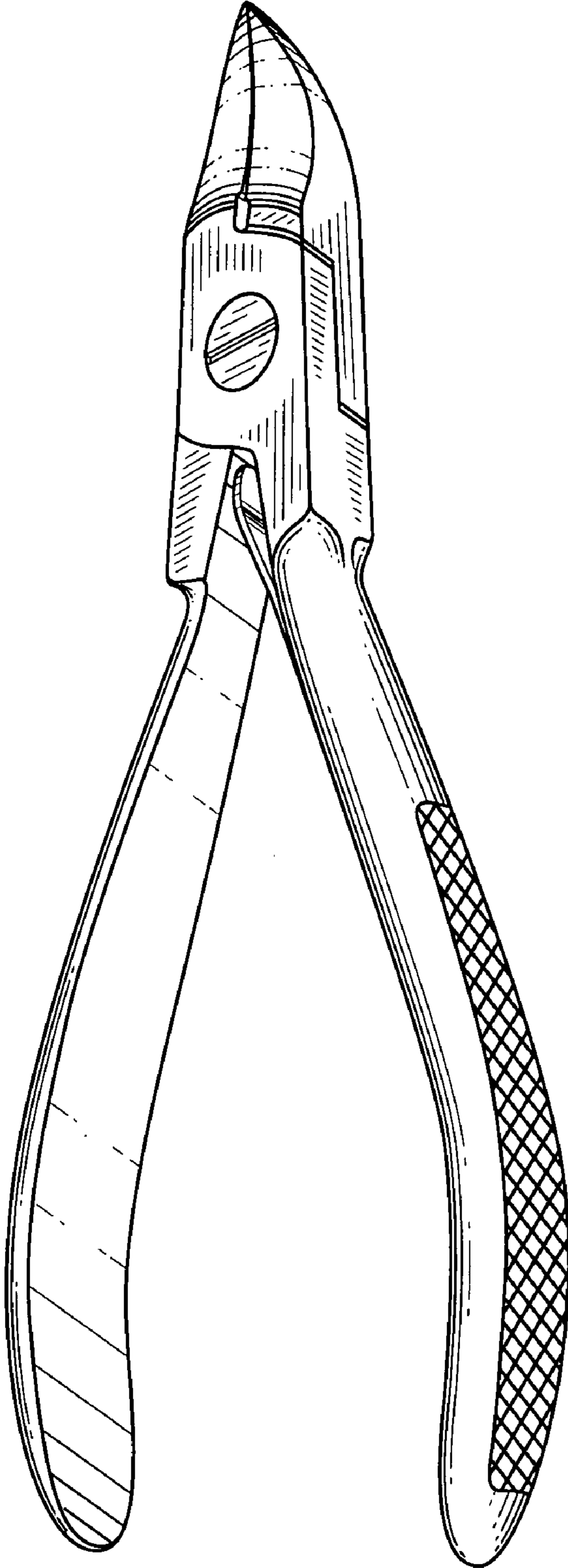
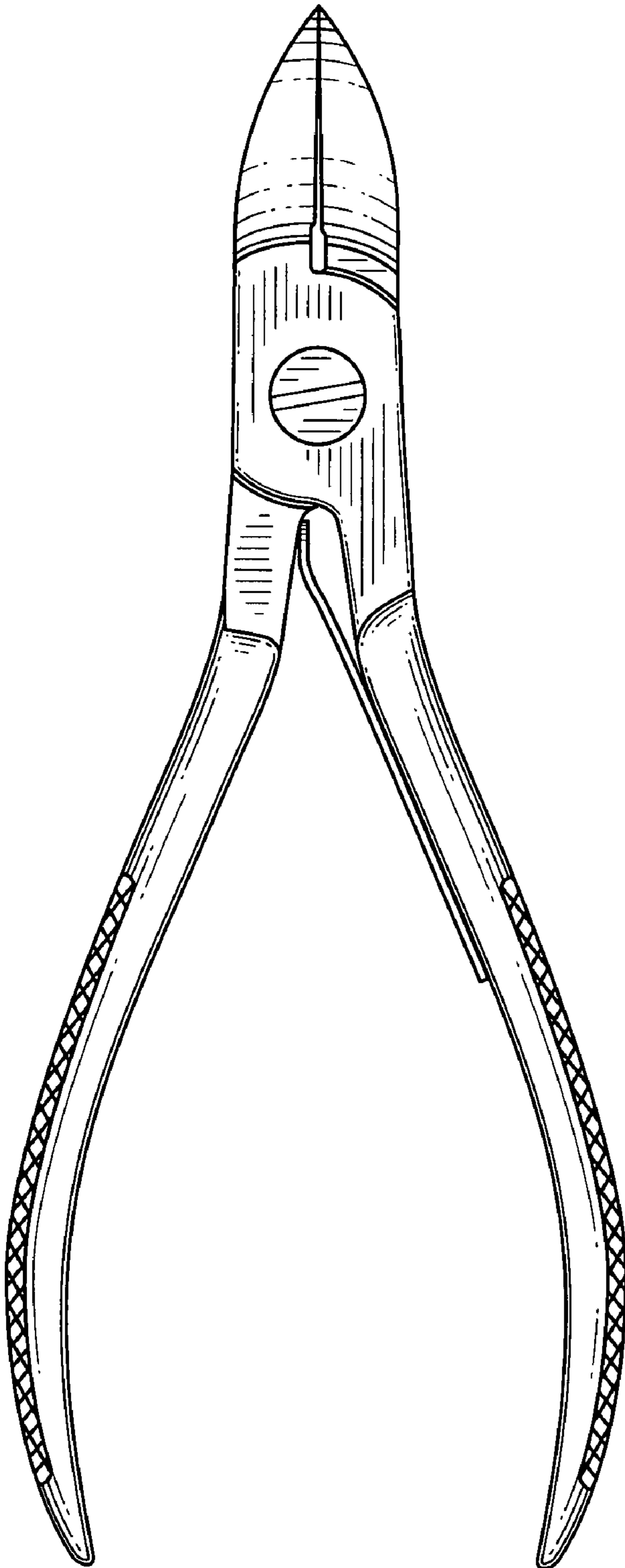
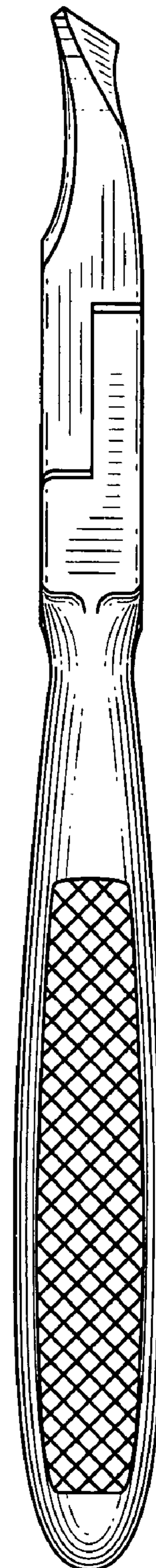


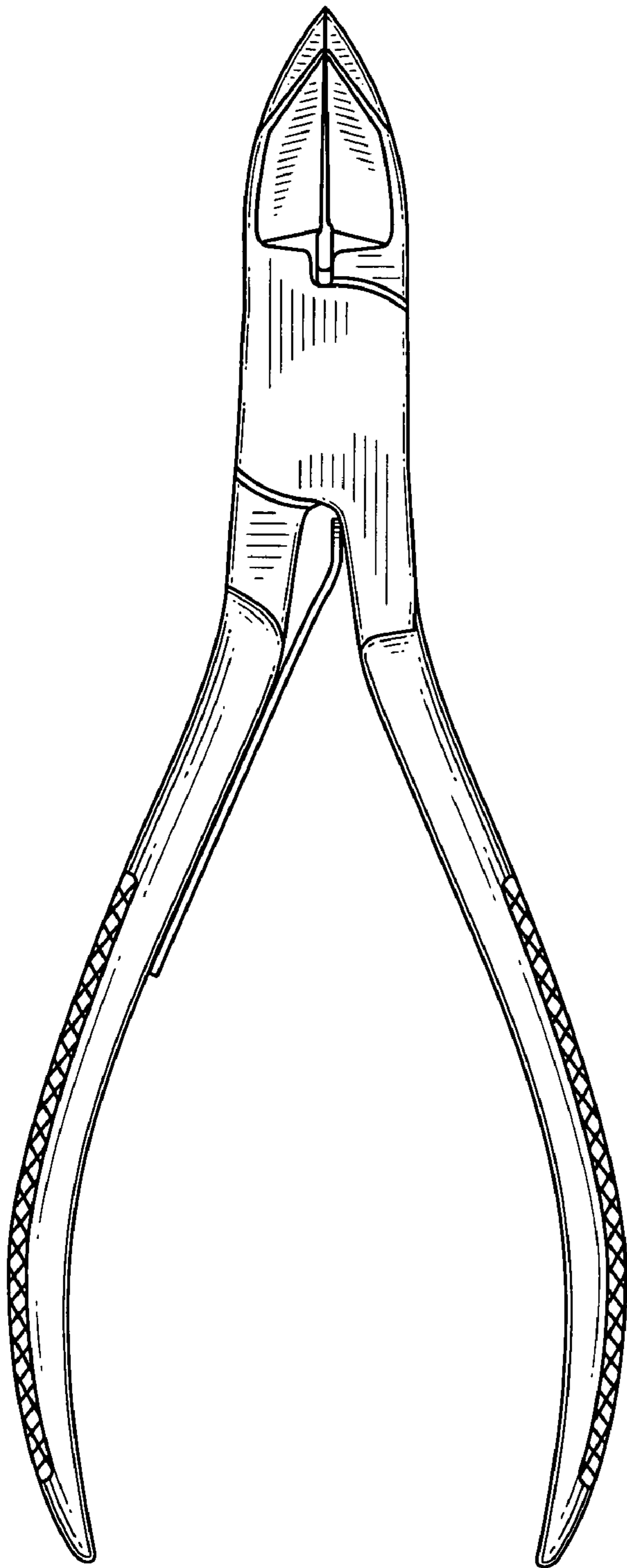
FIG. 1




**FIG. 2**




**FIG. 3**



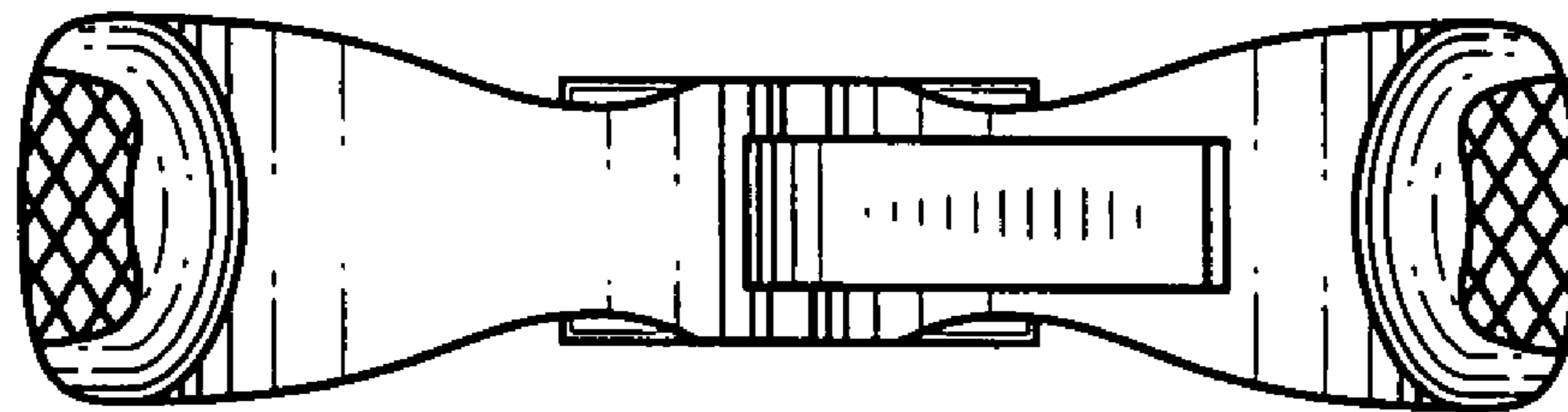
**FIG. 4**



**FIG. 5**



**FIG. 6**



**FIG. 7**