



US00D563049S

(12) **United States Design Patent**
Huang

(10) **Patent No.:** **US D563,049 S**

(45) **Date of Patent:** **** Feb. 26, 2008**

(54) **FINGERNAIL POLISHER**

(76) Inventor: **Te-Ming Huang**, P.O. Box No. 6-57,
Junghe, Taipei 235 (TW)

(**) Term: **14 Years**

(21) Appl. No.: **29/287,095**

(22) Filed: **Jun. 27, 2007**

(51) **LOC (8) Cl.** **28-03**

(52) **U.S. Cl.** **D28/59**

(58) **Field of Classification Search** 132/73,
132/73.5, 75.3, 75.6, 76.2, 76.4, 76.5; D28/56,
D28/57, 59

See application file for complete search history.

(56) **References Cited**

U.S. PATENT DOCUMENTS

- D284,225 S * 6/1986 Dulick D28/59
- D440,013 S * 4/2001 Newman D28/59
- D530,452 S * 10/2006 Anderson et al. D28/59
- D530,453 S * 10/2006 Thomas D28/59

- D544,149 S * 6/2007 Park D28/59
- D547,495 S * 7/2007 Rieser D28/59

* cited by examiner

Primary Examiner—Jennifer Rivard

(74) *Attorney, Agent, or Firm*—Troxell Law Office, PLLC

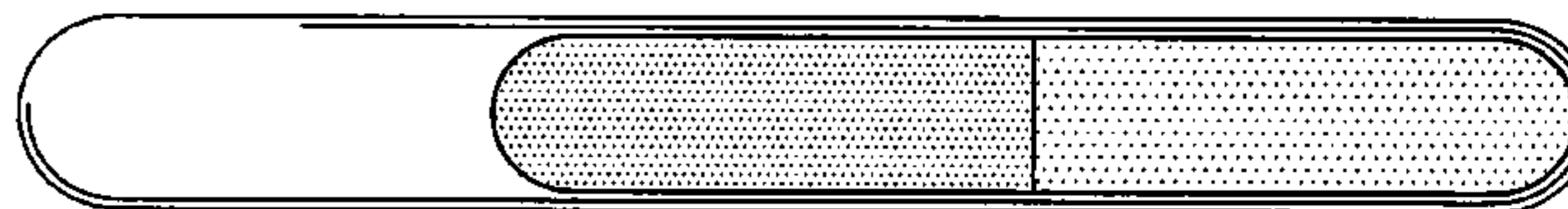
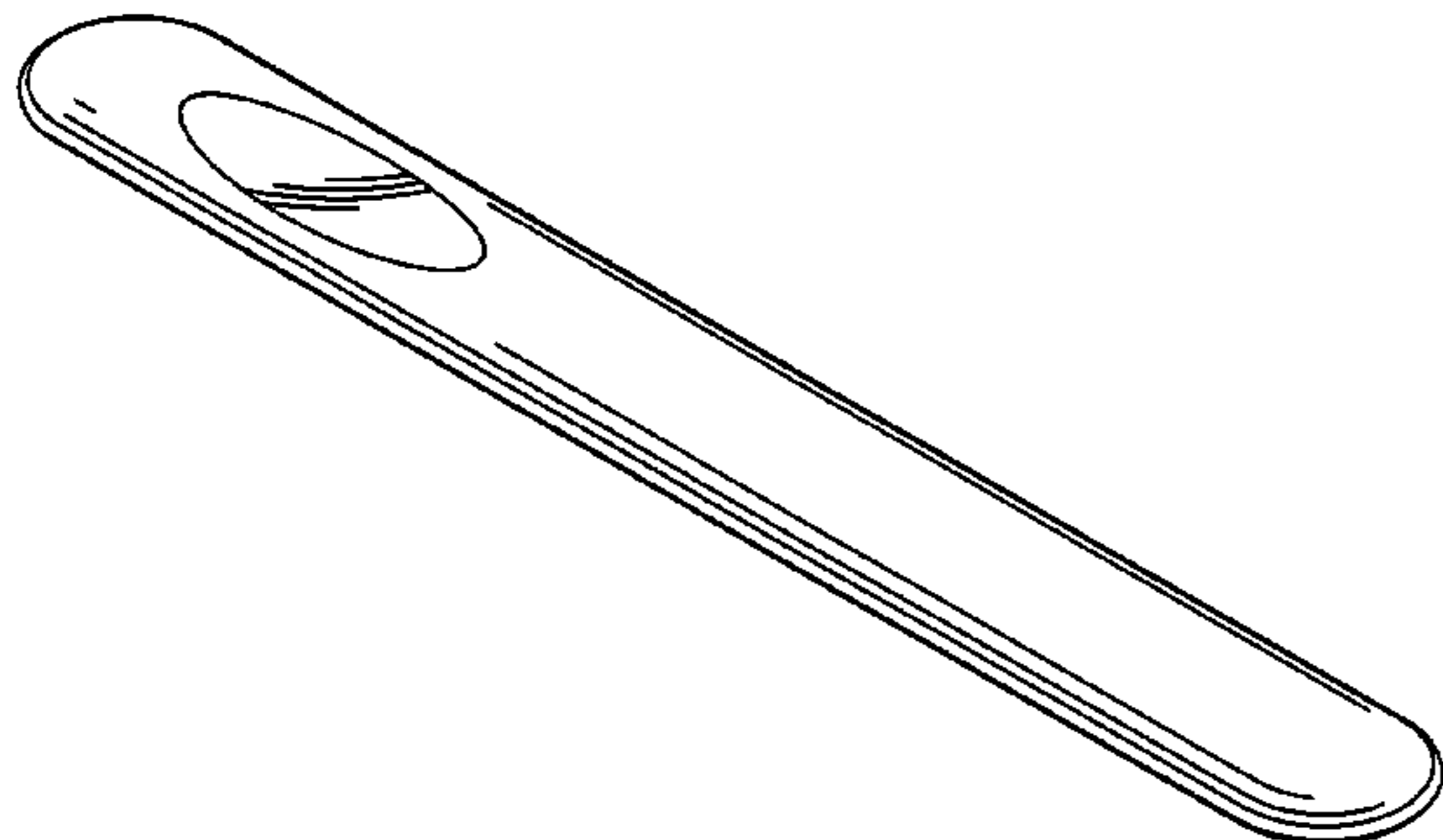
(57) **CLAIM**

The ornamental design for a fingernail polisher, as shown and described.

DESCRIPTION

- FIG. 1 is a perspective view of a fingernail polisher;
- FIG. 2 is a front view thereof;
- FIG. 3 is a back view thereof;
- FIG. 4 is a left side view thereof;
- FIG. 5 is a right side view thereof;
- FIG. 6 is a top view thereof; and,
- FIG. 7 is a bottom view thereof.

1 Claim, 4 Drawing Sheets



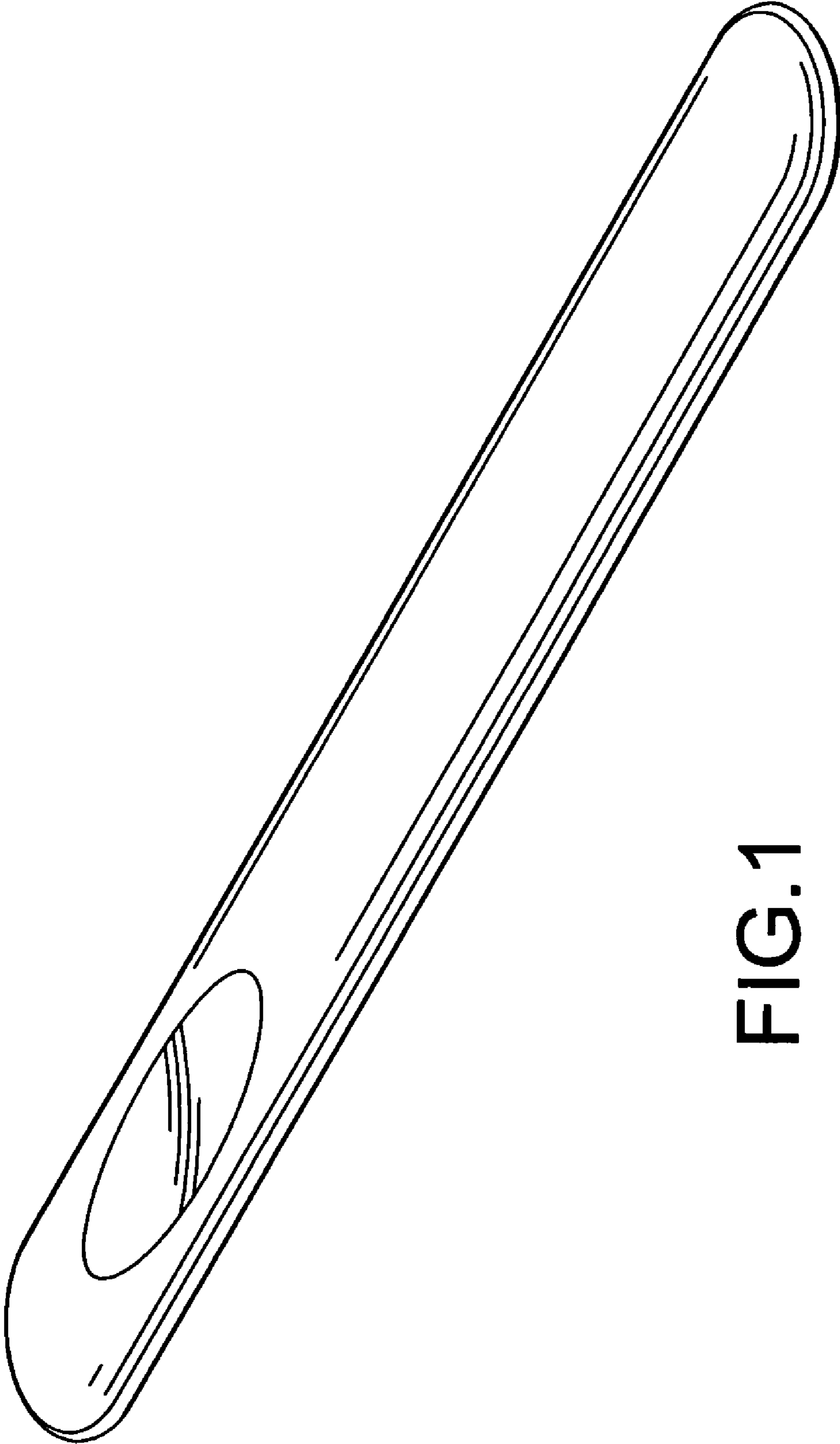


FIG.1



FIG. 2



FIG. 3



FIG. 4



FIG. 5




FIG. 6




FIG. 7