



US00D563048S

(12) **United States Design Patent**
Kim

(10) **Patent No.:** **US D563,048 S**

(45) **Date of Patent:** **** Feb. 26, 2008**

(54) **FINE FOOT FILE**

D480,511 S * 10/2003 Rosie et al. D28/59
D496,731 S * 9/2004 Park D28/59

(75) Inventor: **David Kim**, Los Angeles, CA (US)

* cited by examiner

(73) Assignee: **American International Industries**,
Los Angeles, CA (US)

Primary Examiner—Jennifer Rivard
(74) *Attorney, Agent, or Firm*—Christie, Parker & Hale,
LLP

(**) Term: **14 Years**

(21) Appl. No.: **29/272,467**

(57) **CLAIM**

(22) Filed: **Feb. 7, 2007**

The ornamental design for fine foot file, as shown and described.

(51) **LOC (8) Cl.** **28-03**

(52) **U.S. Cl.** **D28/59; D24/147**

(58) **Field of Classification Search** 132/73,
132/73.5, 75, 75.3, 75.4, 75.5, 75.6, 76.2;
D28/56, 57, 59, 60; D24/146–148; 606/131
See application file for complete search history.

DESCRIPTION

(56) **References Cited**

U.S. PATENT DOCUMENTS

D133,008 S * 7/1942 McCall D19/73
3,196,885 A * 7/1965 Emerson 132/76.4
D276,276 S * 11/1984 Bankier D28/59
D284,118 S * 6/1986 Baumgartner D28/59
D350,218 S * 8/1994 Thomas D28/59
D364,226 S * 11/1995 Hartmann D24/147

FIG. 1 is a perspective view showing my new fine foot file design;

FIG. 2 is a top view showing my new fine foot file design;

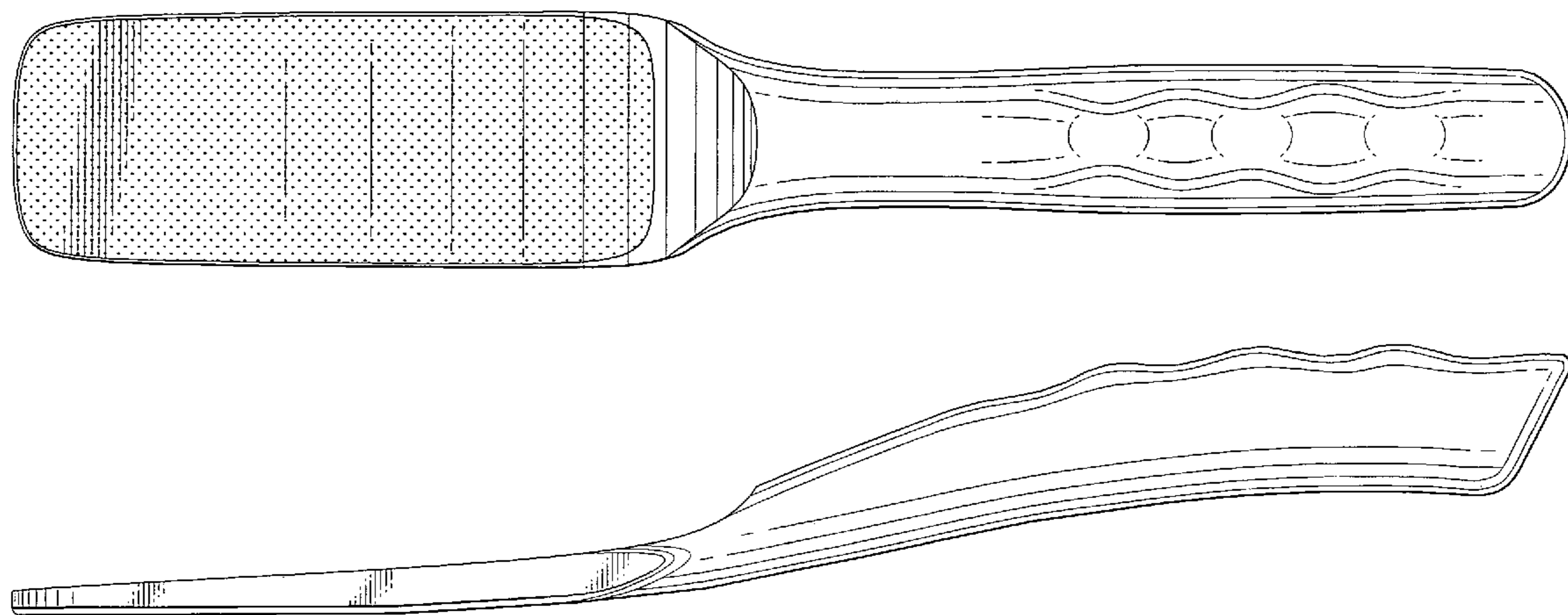
FIG. 3 is a side view showing my new fine foot file design;

FIG. 4 is a bottom view showing my new fine foot file design;

FIG. 5 is a front end view my new fine foot file design; and,

FIG. 6 is a rear end view showing my new fine foot file design.

1 Claim, 2 Drawing Sheets



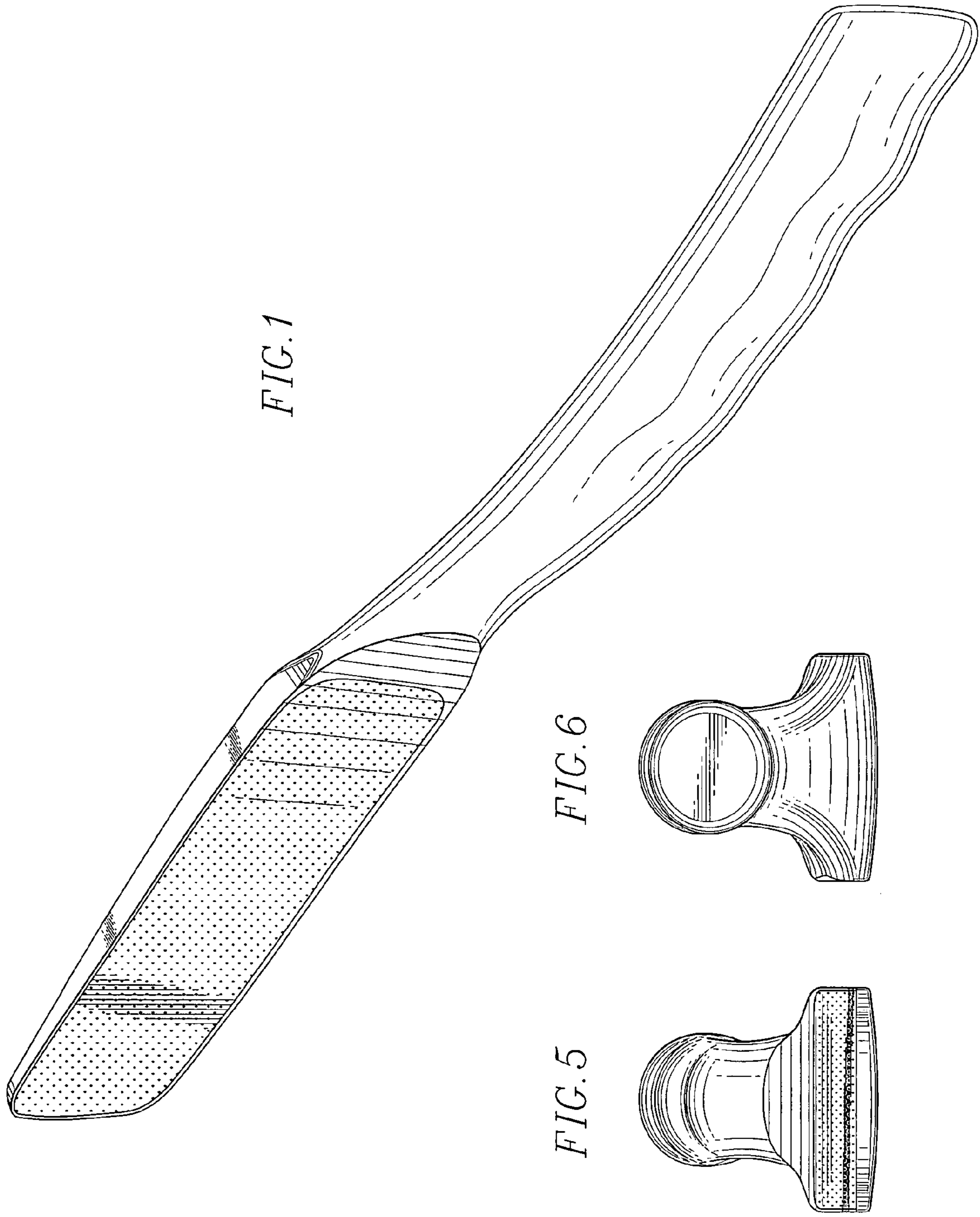


FIG. 1

FIG. 6

FIG. 5

FIG. 2

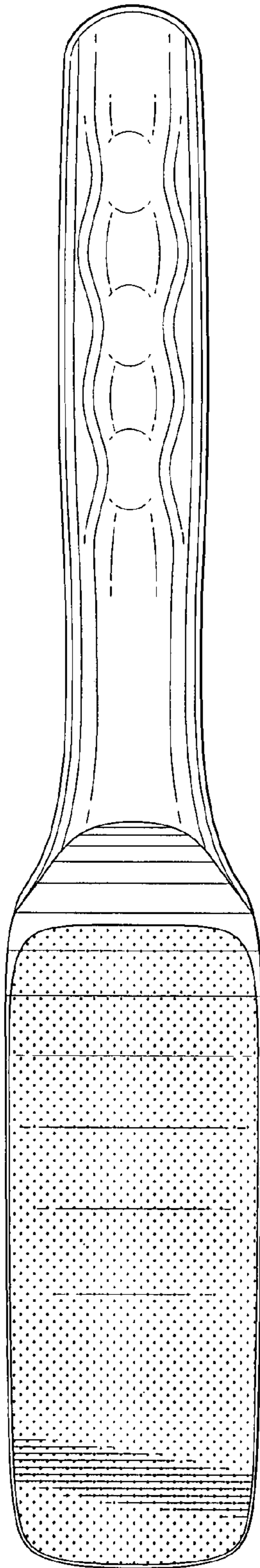


FIG. 3

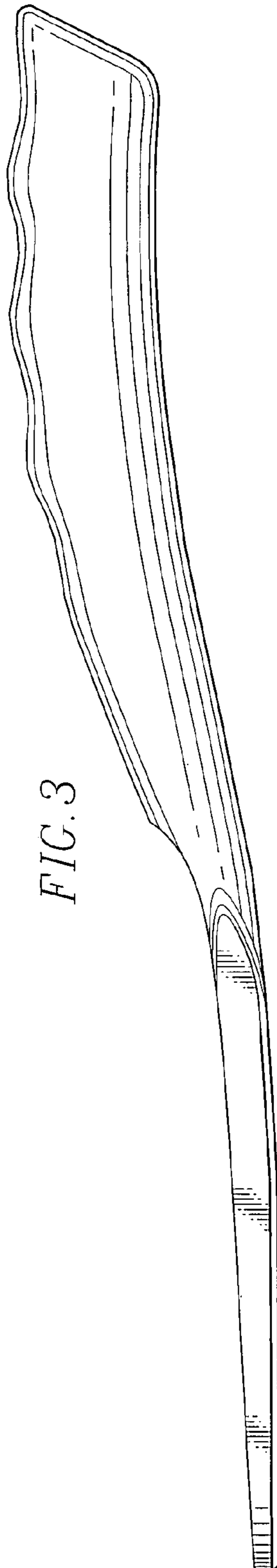


FIG. 4

