



US00D563046S

(12) **United States Design Patent**
Provost et al.

(10) **Patent No.:** **US D563,046 S**

(45) **Date of Patent:** **** Feb. 26, 2008**

(54) **RAZOR HANDLE**

(75) Inventors: **Craig Alan Provost**, Boston, MA (US);
Kristopher William Schulz,
Framingham, MA (US); **Soojung Ham**,
Providence, RI (US)

(73) Assignee: **The Gillette Company**, Boston, MA
(US)

(**) Term: **14 Years**

(21) Appl. No.: **29/286,379**

(22) Filed: **May 3, 2007**

(51) **LOC (8) Cl.** **28-03**

(52) **U.S. Cl.** **D28/48**

(58) **Field of Classification Search** D28/44-54;
30/30, 32, 34.05, 34.1, 34.2, 41-41.9, 44,
30/45, 47-51, 57, 58, 526, 527, 532, 533,
30/537-540

See application file for complete search history.

(56) **References Cited**

U.S. PATENT DOCUMENTS

D87,192 S	6/1932	Behrman
1,995,232 A	3/1935	Tipery
2,108,758 A	2/1938	Thompson et al.
D126,066 S	3/1941	Birrell
2,341,743 A	2/1944	Rothner
D153,111 S	3/1949	Bratter
D160,322 S	10/1950	Jones
2,546,405 A	3/1951	Rauglas
2,546,406 A	3/1951	Rauglas
2,637,101 A	5/1953	Cutler
2,660,782 A	12/1953	Graef
2,679,095 A	5/1954	Dovica

(Continued)

OTHER PUBLICATIONS

Screen Shot from the Art of Shaving Website "www.theartofshaving.com" visited on Feb. 22, 2007 showing 3 razors "5 blade Black & Nickel", "5 blade Ivory & Nickel", and "Engraved Razor" (in color, 3 pgs.).

Primary Examiner—Jennifer Rivard

(74) *Attorney, Agent, or Firm*—Kevin C. Johnson

(57) **CLAIM**

The ornamental design for a razor handle, as shown and described.

DESCRIPTION

FIG. 1 is a top perspective view of a razor handle showing our new design;

FIG. 2 is a top plan view thereof;

FIG. 3 is a right side elevation view;

FIG. 4 is a bottom plan view thereof;

FIG. 5 is a left side elevation view thereof;

FIG. 6 is a front elevation view thereof; and

FIG. 7 is a rear elevation view thereof.

FIG. 8 is a top perspective view of a razor handle showing our new design;

FIG. 9 is a top plan view thereof;

FIG. 10 is a right side elevation view;

FIG. 11 is a bottom plan view thereof;

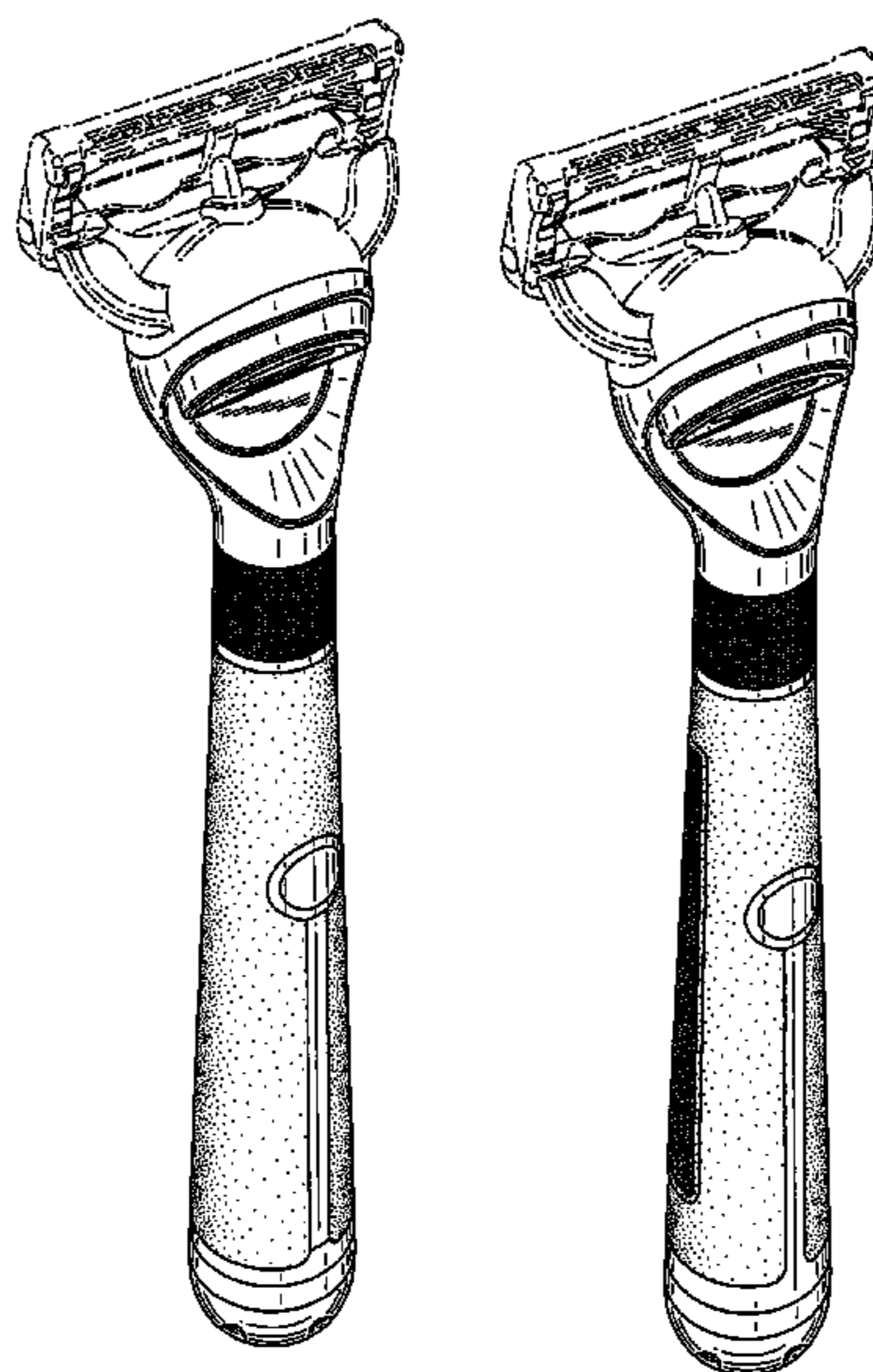
FIG. 12 is a left elevation view thereof;

FIG. 13 is a front elevation view thereof; and,

FIG. 14 is a rear elevation view thereof.

The broken line disclosure of the shaving unit is for illustrative purposes only and does not constitute a part of the claimed design.

1 Claim, 8 Drawing Sheets



US D563,046 S

Page 2

U.S. PATENT DOCUMENTS								
2,695,448	A *	11/1954	Cavanaugh	30/537	D321,953 S	11/1991	Gray	
2,708,310	A	5/1955	Borden		5,107,590 A	4/1992	Burout, III et al.	
2,769,233	A	11/1956	Duke		D327,550 S	6/1992	Chen et al.	
3,066,413	A	12/1962	Saavedra et al.		5,469,621 A *	11/1995	Alsept et al.	30/50
D204,672	S	5/1966	Glaberson		5,544,415 A *	8/1996	Huang	30/43.92
3,293,744	A	12/1966	Kuhnl		D392,416 S	3/1998	Wonderley	
3,324,546	A	6/1967	Chavez		D403,114 S	12/1998	Shurtleff	
D228,315	S	9/1973	Glaberson		D416,108 S	11/1999	Shurtleff et al.	
D228,317	S *	9/1973	Glaberson	D28/46	D416,646 S	11/1999	Pinchuk	
D230,222	S	1/1974	Glaberson et al.		6,029,354 A	2/2000	Apprille et al.	
D241,382	S	9/1976	Jones		6,418,623 B1	7/2002	Marcarelli	
D255,387	S	6/1980	Glaberson		D478,687 S	8/2003	Provost	
D267,438	S *	12/1982	Jacobson	D28/46	D485,012 S	1/2004	Zucker	
D270,197	S	8/1983	Gray		D495,828 S	9/2004	Ham et al.	
D271,625	S	11/1983	Gray		D515,740 S *	2/2006	Provost et al.	D28/46
D296,247	S	6/1988	Gray		D534,686 S *	1/2007	Provost et al.	D28/48
D309,355	S	7/1990	Shurtleff		2004/0226178 A1	11/2004	Lukan et al.	
D310,428	S	9/1990	Gerardiello		2005/0039338 A1	2/2005	King	
D312,143	S *	11/1990	Schwarz	D28/48	2005/0198841 A1	9/2005	Worrick	

* cited by examiner

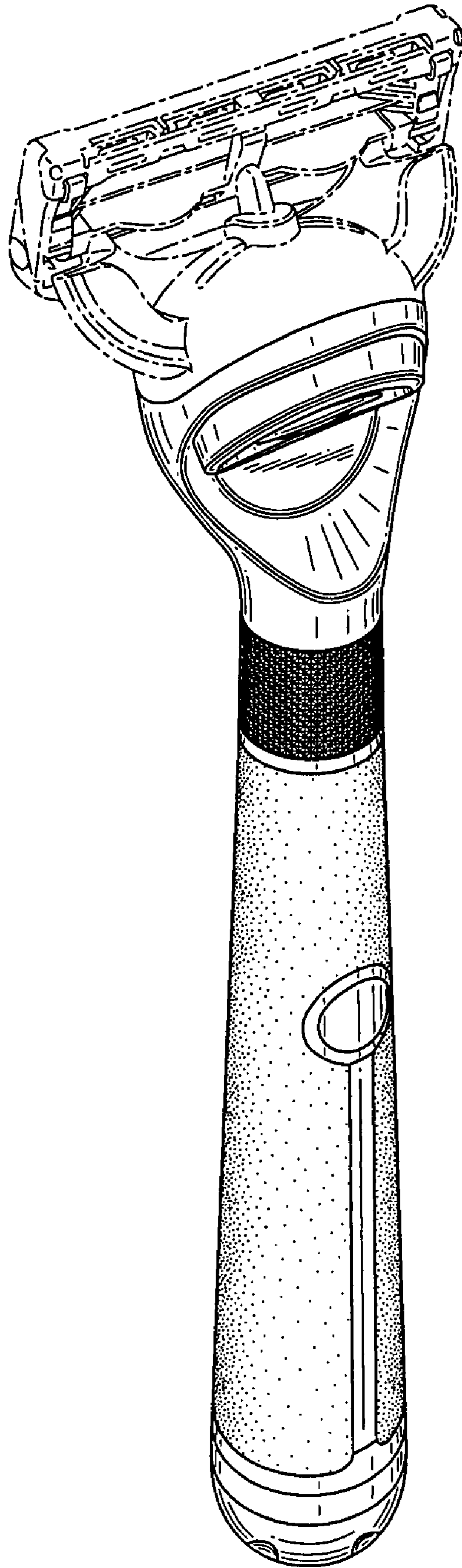


FIG. 1

FIG. 2

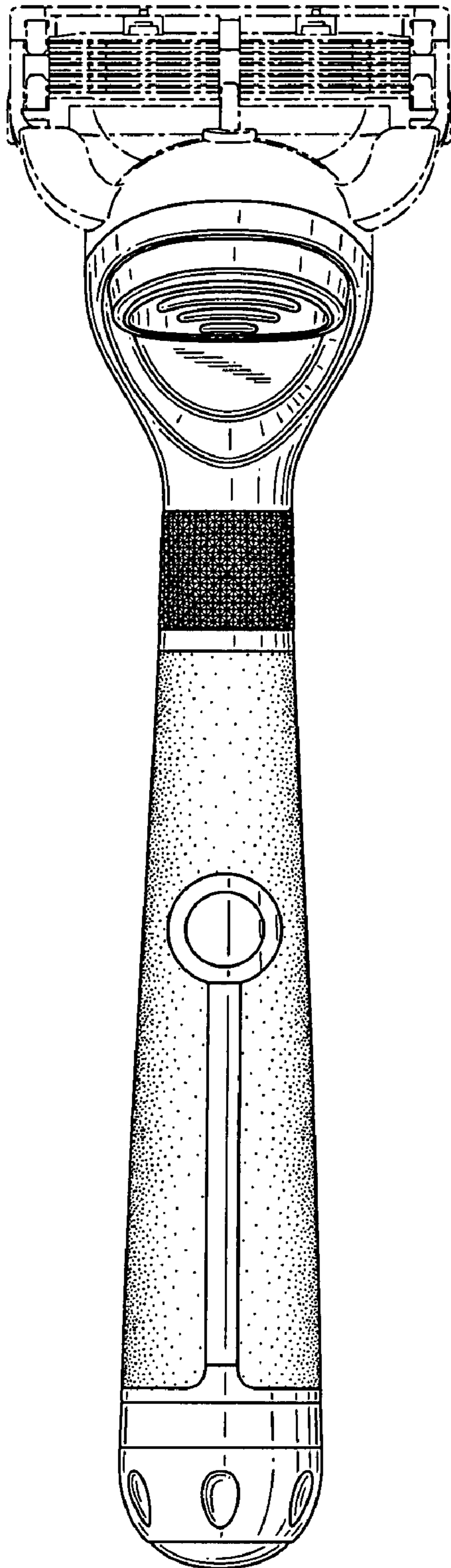


FIG. 3

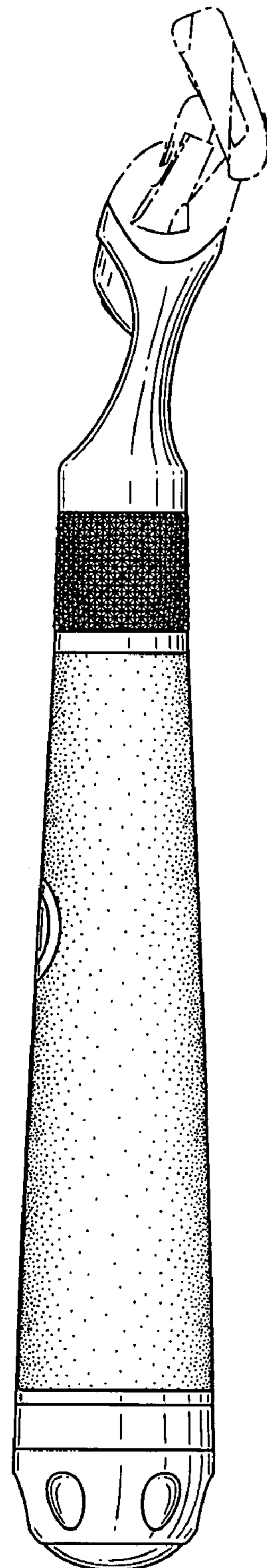


FIG. 4

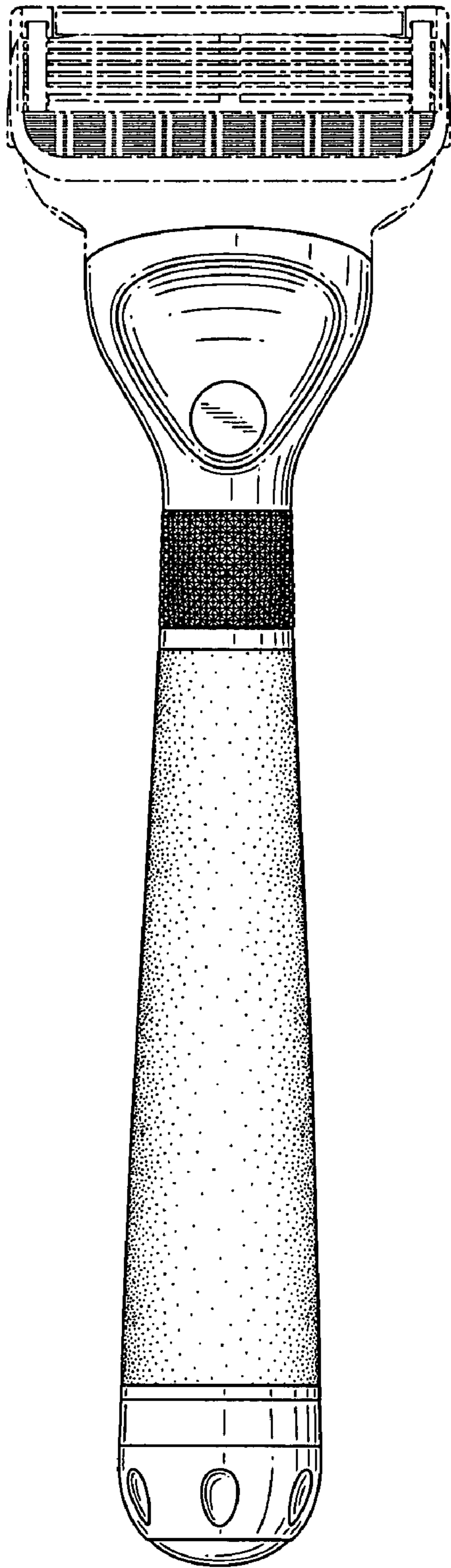


FIG. 5

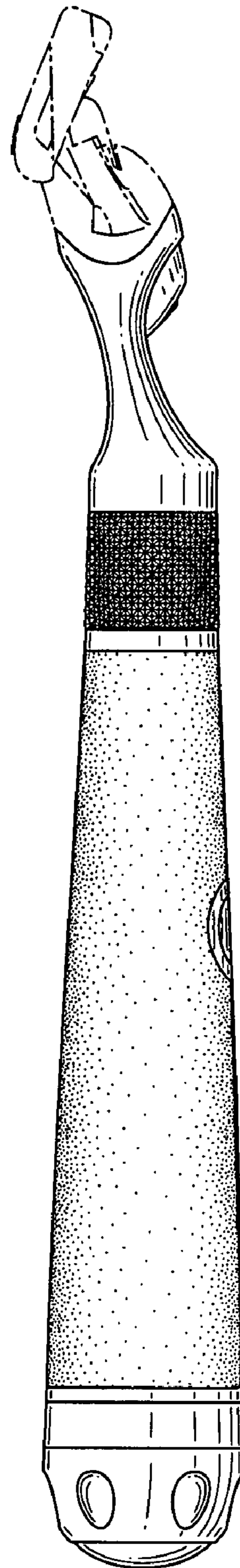


FIG. 6


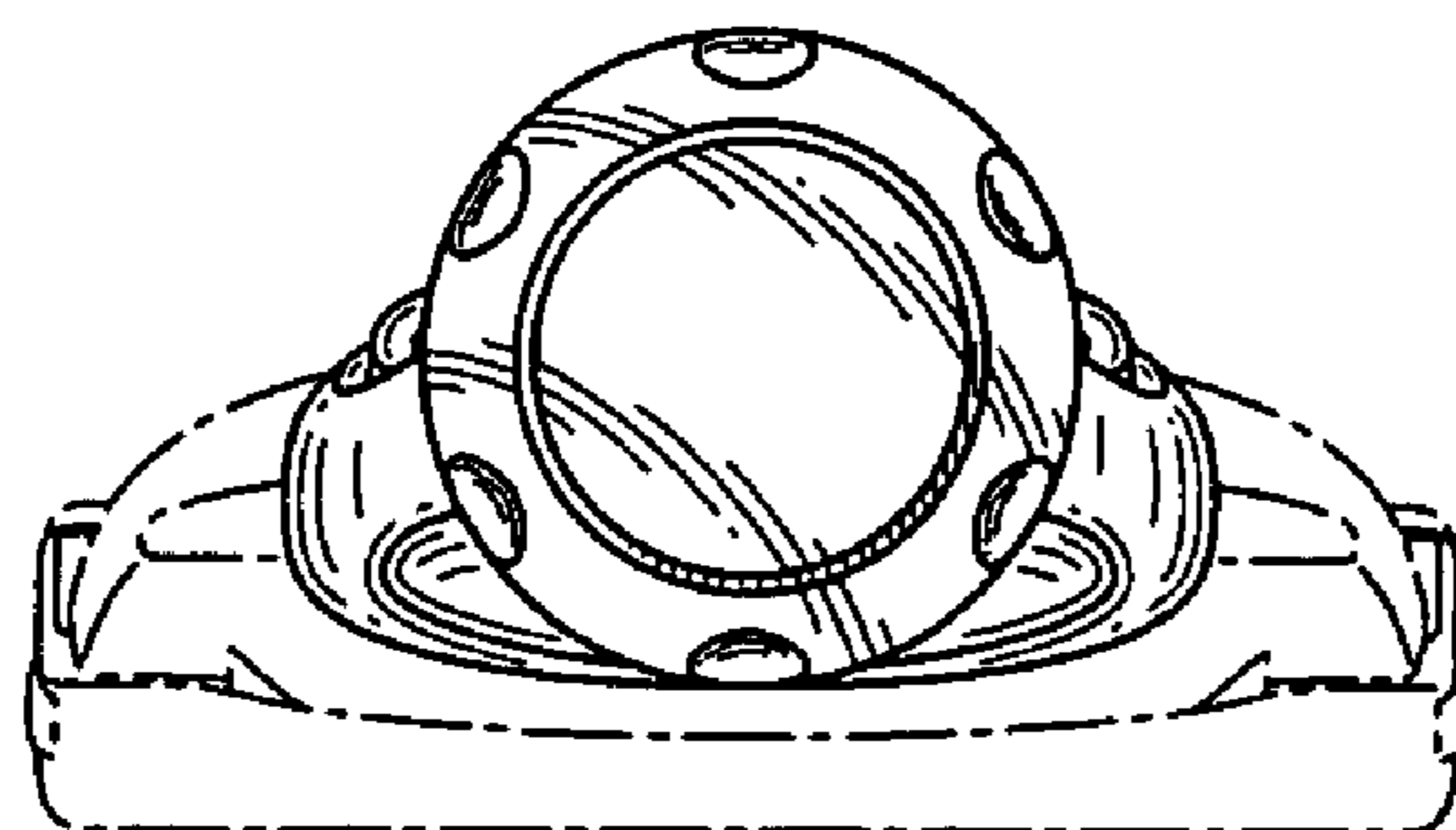


FIG. 7



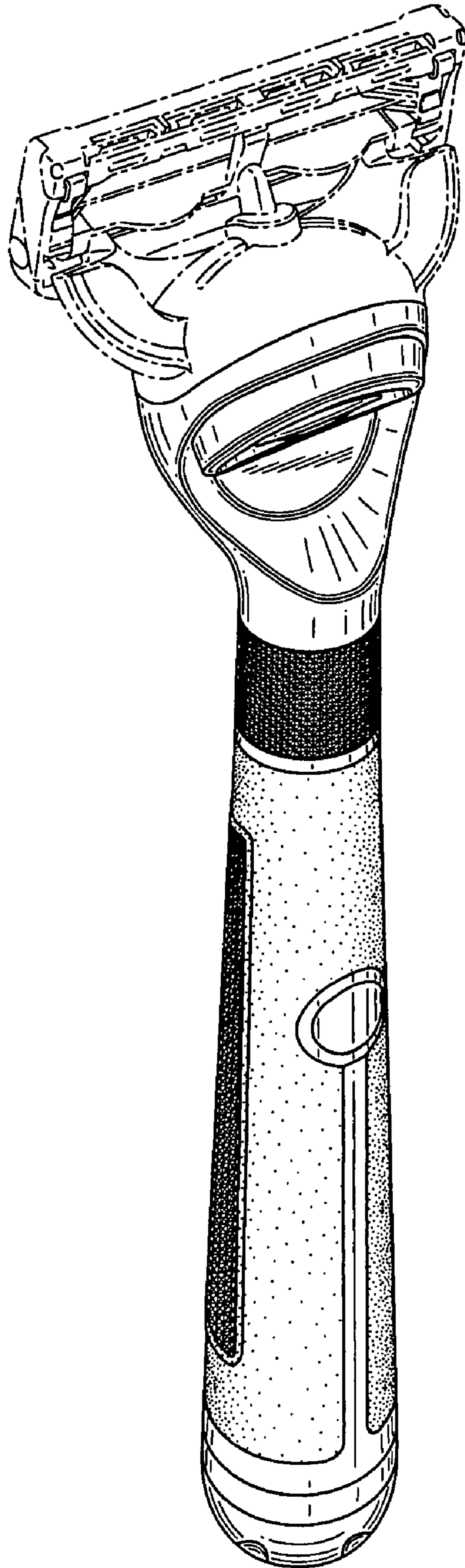


FIG. 8

FIG. 9

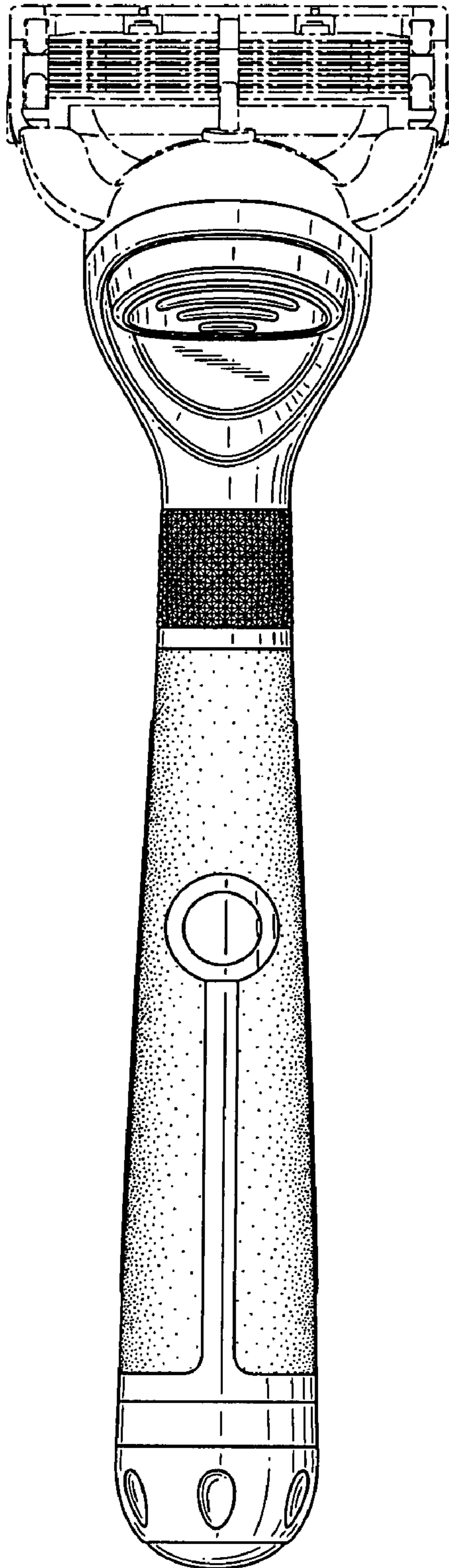


FIG. 10

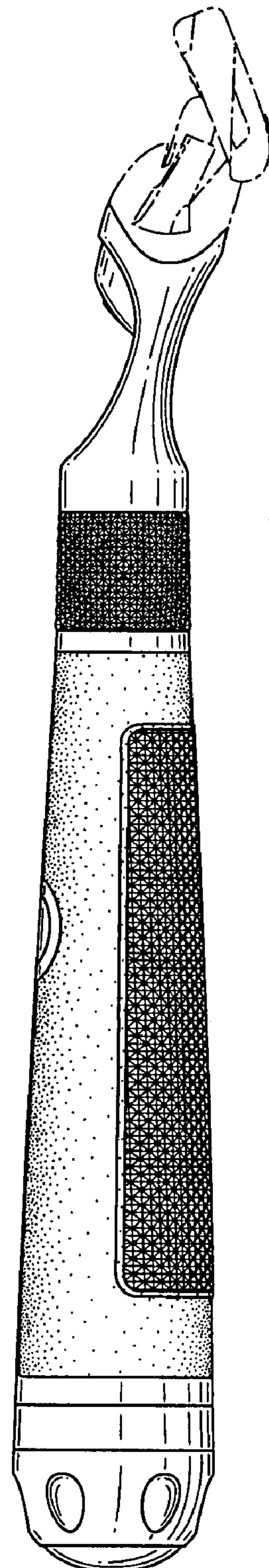


FIG. 11

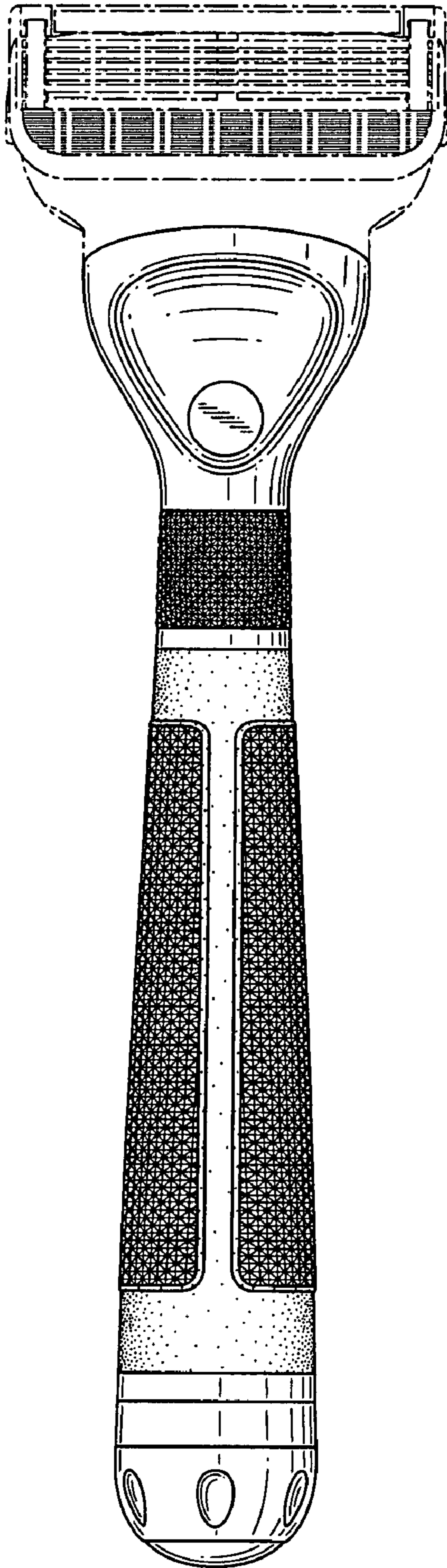


FIG. 12

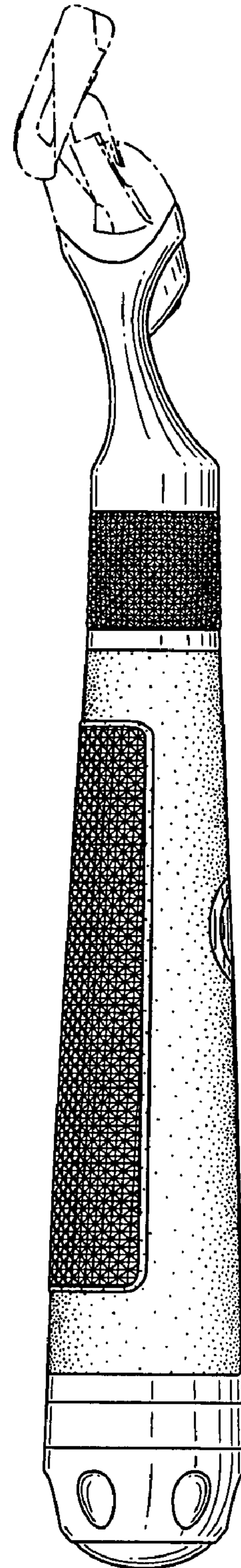


FIG. 13




FIG. 14

