



US00D563034S

(12) **United States Design Patent**
Curtin

(10) **Patent No.:** **US D563,034 S**

(45) **Date of Patent:** **** Feb. 26, 2008**

(54) **LIGHT FIXTURE**

(75) Inventor: **Brett Curtin**, Scottsdale, AZ (US)

(73) Assignee: **Craftmade International, Inc.**,
Coppell, TX (US)

(**) Term: **14 Years**

(21) Appl. No.: **29/292,369**

(22) Filed: **Oct. 10, 2007**

(51) **LOC (8) Cl.** **26-03**

(52) **U.S. Cl.** **D26/89; D26/128**

(58) **Field of Classification Search** D26/59,
D26/72, 85, 88, 89, 128; D23/377, 379,
D23/411; 362/147, 150, 361, 363, 404
See application file for complete search history.

(56) **References Cited**

U.S. PATENT DOCUMENTS

D43,166 S *	10/1912	Schepmoes	D26/89
D49,218 S *	6/1916	Lederer	D26/88
D49,566 S *	8/1916	Bayley	D26/89
D49,790 S *	10/1916	Bayley	D26/89
D67,288 S *	5/1925	Kopp	D26/133

D461,270 S *	8/2002	Hsu	D26/89
D503,824 S *	4/2005	Curtin	D26/89
D546,494 S *	7/2007	Pickett	D26/89

* cited by examiner

Primary Examiner—Clare E Heflin

(74) *Attorney, Agent, or Firm*—Munsch, Hardt, Kopf & Harr, P.C.

(57) **CLAIM**

The ornamental design for a light fixture, as shown and described.

DESCRIPTION

FIG. 1 is a perspective view of the light fixture showing my new design;



FIG. 2 front elevational view thereof, the rear elevational view being identical thereto;

FIG. 3 is a top plan view thereof; and,

FIG. 4 is a bottom plan view thereof.

The broken lines shown on the drawings are for illustrative purposes only and form no part of the claimed design.

1 Claim, 4 Drawing Sheets






FIG. 1




FIG. 2




FIG. 3




FIG. 4