



US00D563033S

(12) **United States Design Patent**  
**Brookins**

(10) **Patent No.:** **US D563,033 S**

(45) **Date of Patent:** **\*\* Feb. 26, 2008**

(54) **LIGHT FIXTURE**

D461,270 S \* 8/2002 Hsu ..... D26/89  
D483,896 S \* 12/2003 Hsu ..... D26/85

(75) Inventor: **Walter Brookins**, Dallas, TX (US)

\* cited by examiner

(73) Assignee: **Craftmade International, Inc.**,  
Coppell, TX (US)

*Primary Examiner*—Clare E Heflin

(\*\*) Term: **14 Years**

(74) *Attorney, Agent, or Firm*—Munsch, Hardt, Kopf &  
Harr, P.C.

(21) Appl. No.: **29/285,161**

(57) **CLAIM**

(22) Filed: **Mar. 22, 2007**

The ornamental design for a light fixture, as shown and  
described.

(51) **LOC (8) Cl.** ..... **26-03**

(52) **U.S. Cl.** ..... **D26/89; D26/128**

(58) **Field of Classification Search** ..... D26/59,  
D26/72, 85, 88, 89, 128; D23/377, 379,  
D23/411; 362/147, 150, 361, 363, 404  
See application file for complete search history.

**DESCRIPTION**

(56) **References Cited**

**U.S. PATENT DOCUMENTS**

D43,166 S \* 10/1912 Schepmoes ..... D26/89  
D47,899 S \* 9/1915 Shiminsky ..... D26/88  
D48,034 S \* 10/1915 McKinnie ..... D26/88  
D49,703 S \* 9/1916 Bayley ..... D26/89  
D51,188 S \* 8/1917 Snow ..... D26/88  
D62,582 S \* 6/1923 Pfleager ..... D26/88  
D67,288 S \* 5/1925 Kopp ..... D26/133

FIG. 1 is a perspective view of the light fixture showing my  
new design;

FIG. 2 front elevational view thereof;

FIG. 3 is an enlarged fragmentary view of a portion of the  
light fixture illustrated in FIG. 2;



FIG. 4 is a rear elevational view thereof;

FIG. 5 is an enlarged fragmentary view of a portion of the  
light fixture illustrated in FIG. 4;

FIG. 6 is a bottom plan view thereof; and,

FIG. 7 is a top plan view thereof.

**1 Claim, 5 Drawing Sheets**



*FIG. 1*




FIG. 2




FIG. 3




FIG. 4




FIG. 5

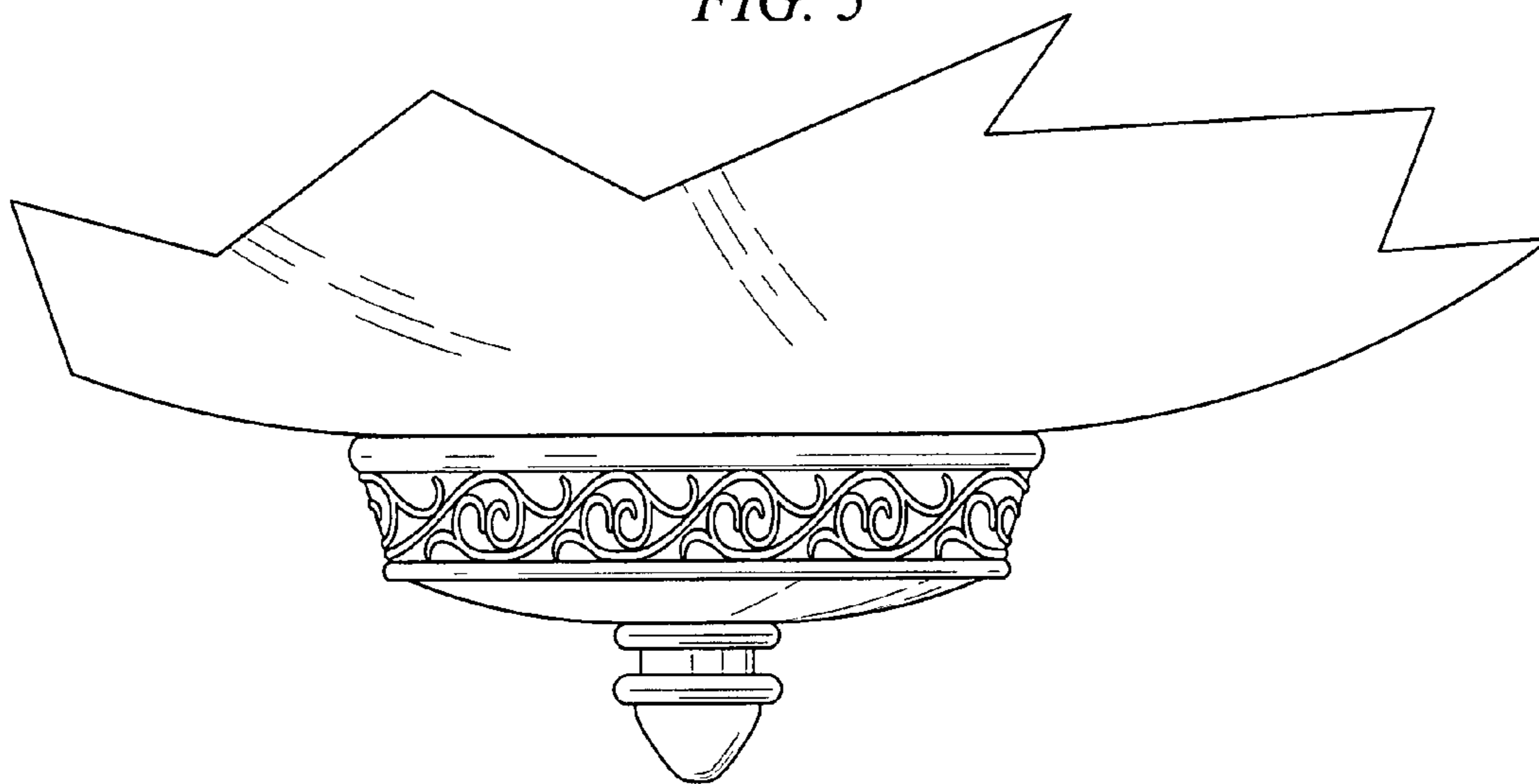




FIG. 6

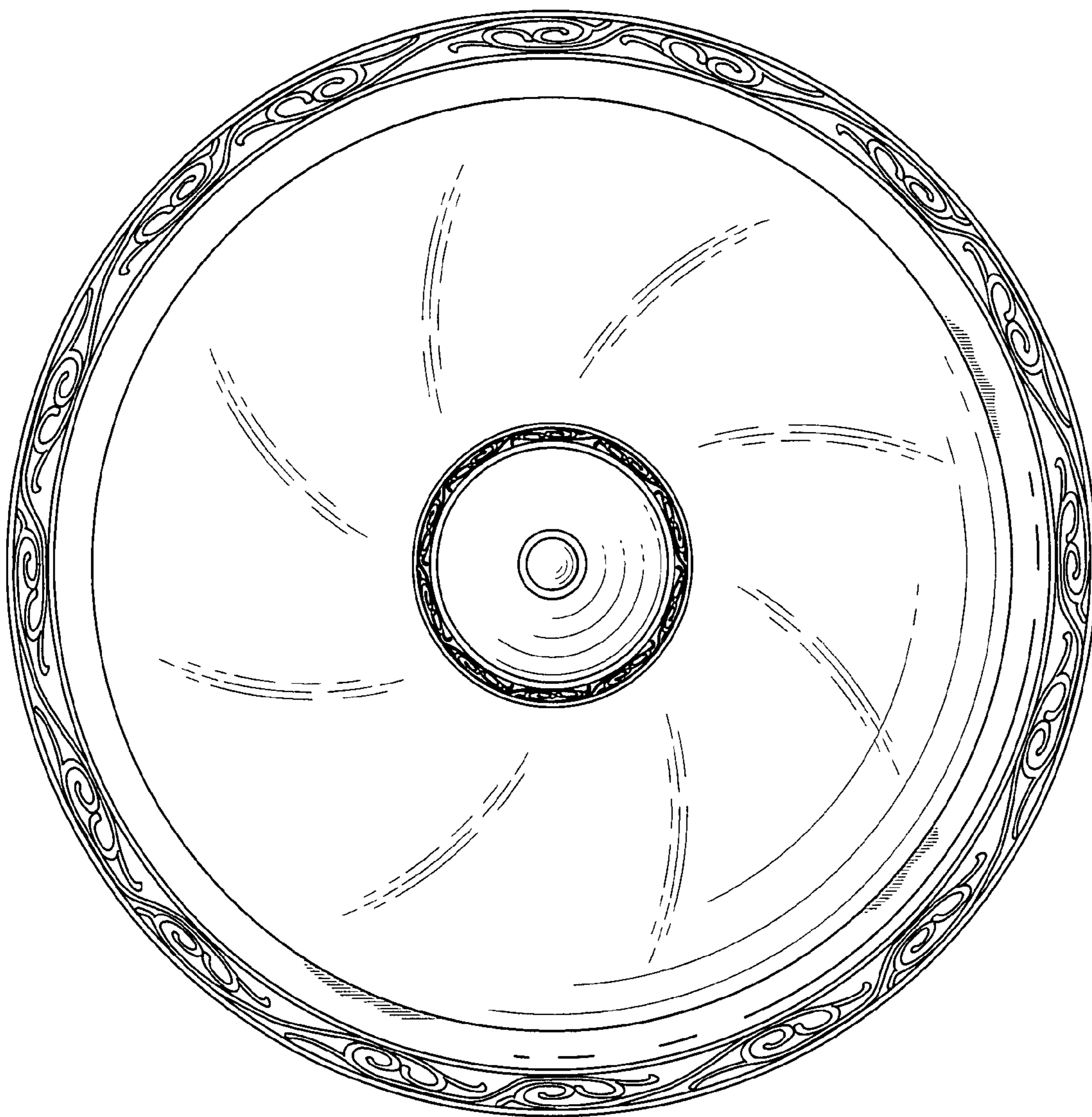


FIG. 7

