



US00D563007S

(12) **United States Design Patent**
Opolka

(10) **Patent No.:** **US D563,007 S**

(45) **Date of Patent:** **** Feb. 26, 2008**

(54) **FLASHLIGHT**

(75) Inventor: **Harald Opolka**, Solingen (DE)

(73) Assignee: **Zweibruder Optoelectronics GmbH**,
Solingen (DE)

(**) Term: **14 Years**

(21) Appl. No.: **29/203,332**

(22) Filed: **Apr. 13, 2004**

(30) **Foreign Application Priority Data**

Oct. 16, 2003 (EM) 000090832

(51) **LOC (8) Cl.** **26-02**

(52) **U.S. Cl.** **D26/49**

(58) **Field of Classification Search** D26/37,
D26/41, 44, 46, 48, 49, 50; 362/157, 158,
362/202, 208

See application file for complete search history.

(56) **References Cited**

U.S. PATENT DOCUMENTS

- D445,926 S * 7/2001 Cheong D26/37
- D495,442 S * 8/2004 Packard D26/37
- D501,055 S * 1/2005 Packard D26/37
- D504,529 S * 4/2005 Vickers et al. D26/37
- D505,506 S * 5/2005 Kolflat D26/37

- D515,719 S * 2/2006 Shiu D26/37
- D518,213 S * 3/2006 Ping D26/44
- D521,166 S * 5/2006 Yamamoto et al. D26/37
- D523,981 S * 6/2006 Galli D26/37

* cited by examiner

Primary Examiner—Ian Simmons

Assistant Examiner—Carissa C Fitts

(74) *Attorney, Agent, or Firm*—Andrew Wilford

(57) **CLAIM**

The ornamental design for a flashlight, as shown and described.

DESCRIPTION

FIG. 1 is a perspective view of a flashlight showing my new design;

FIG. 2 is front elevational view of the flashlight;

FIG. 3 is a top view thereof;


FIG. 4 is a bottom view thereof;

FIG. 5 is a left-side elevational view thereof;

FIG. 6 is rear view thereof; and,

FIG. 7 is a right-side elevational view thereof, the knurled bands being illustrated only partially in FIGS. 2–7 whereas the knurling actually extends all the way around the flashlight as indicated in FIG. 1.

1 Claim, 4 Drawing Sheets



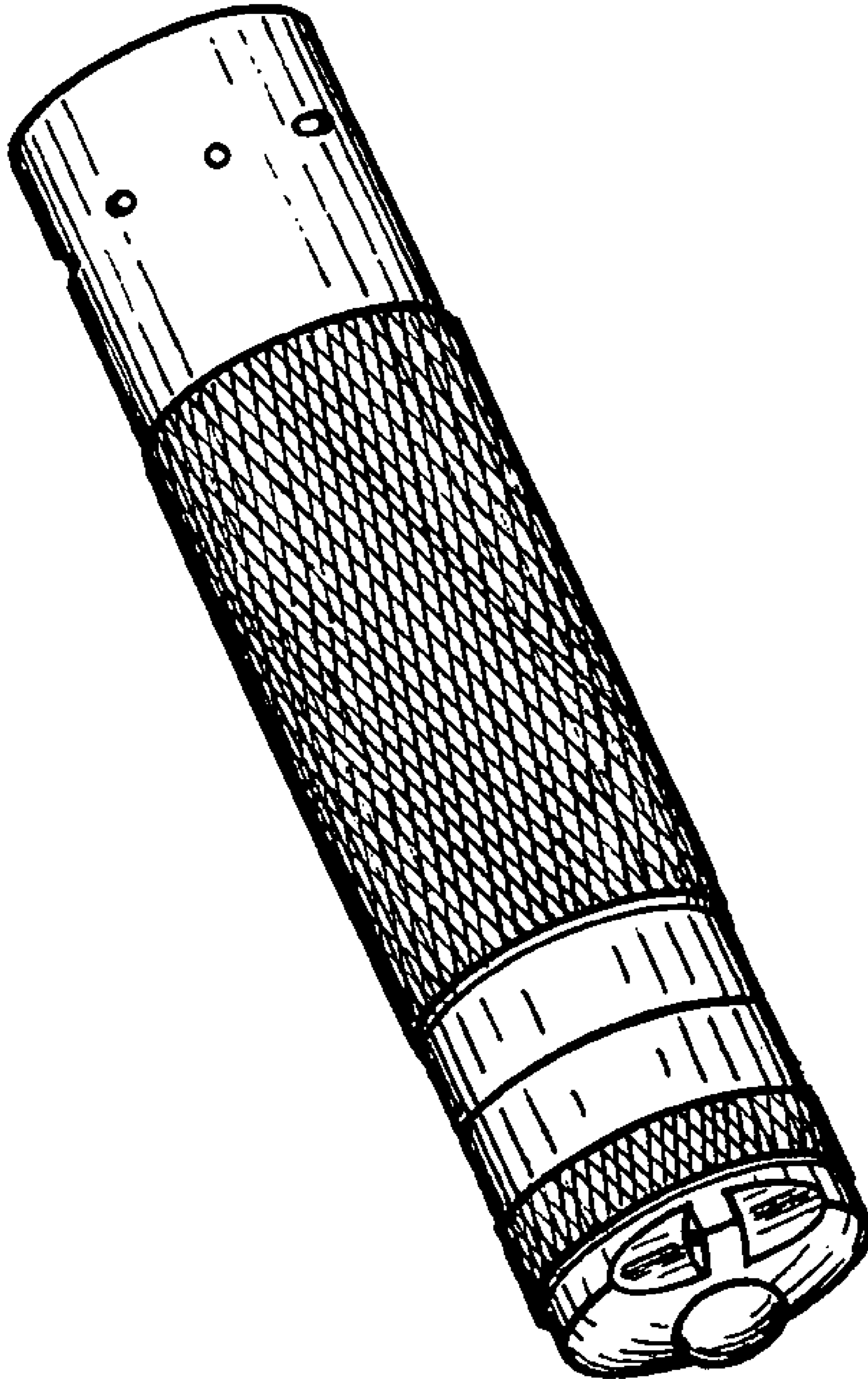


FIG. 1

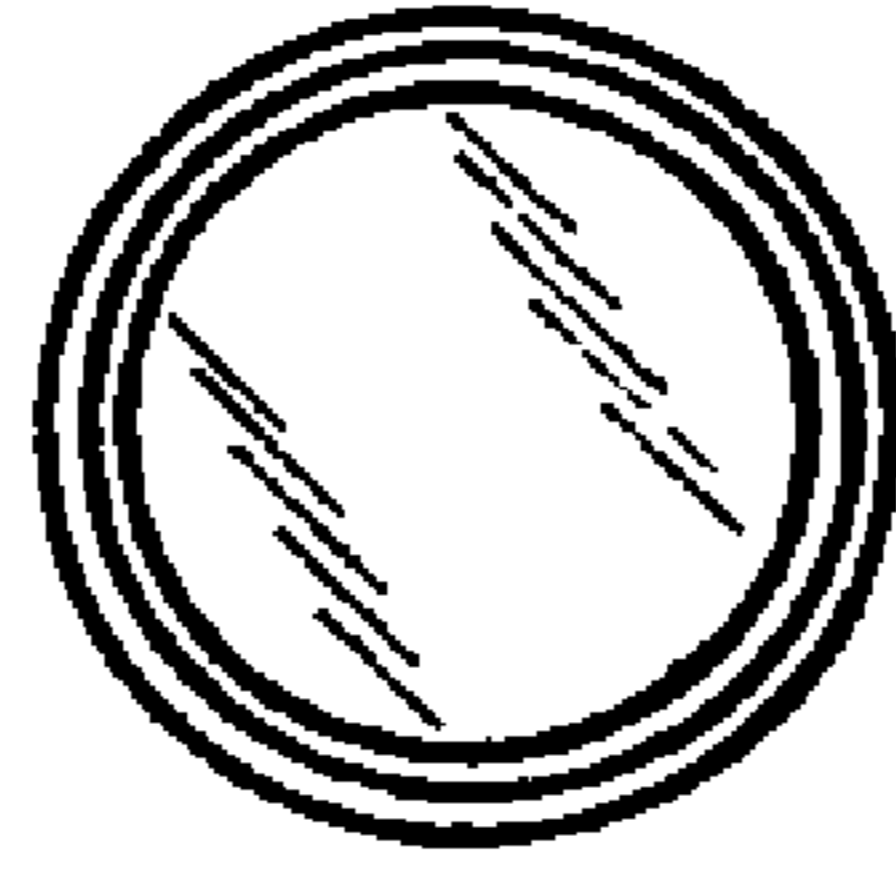


FIG. 3

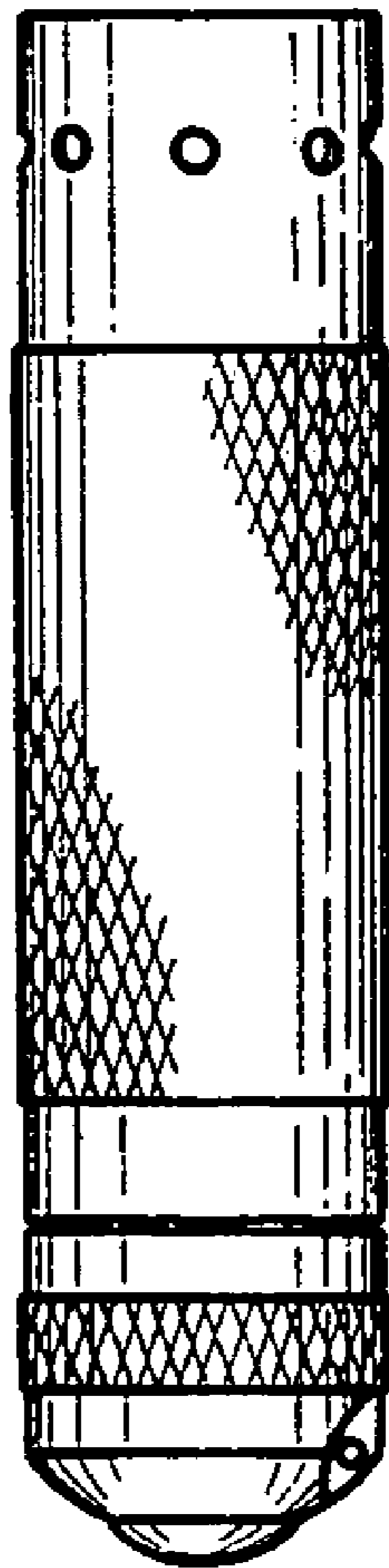


FIG. 2




FIG. 5

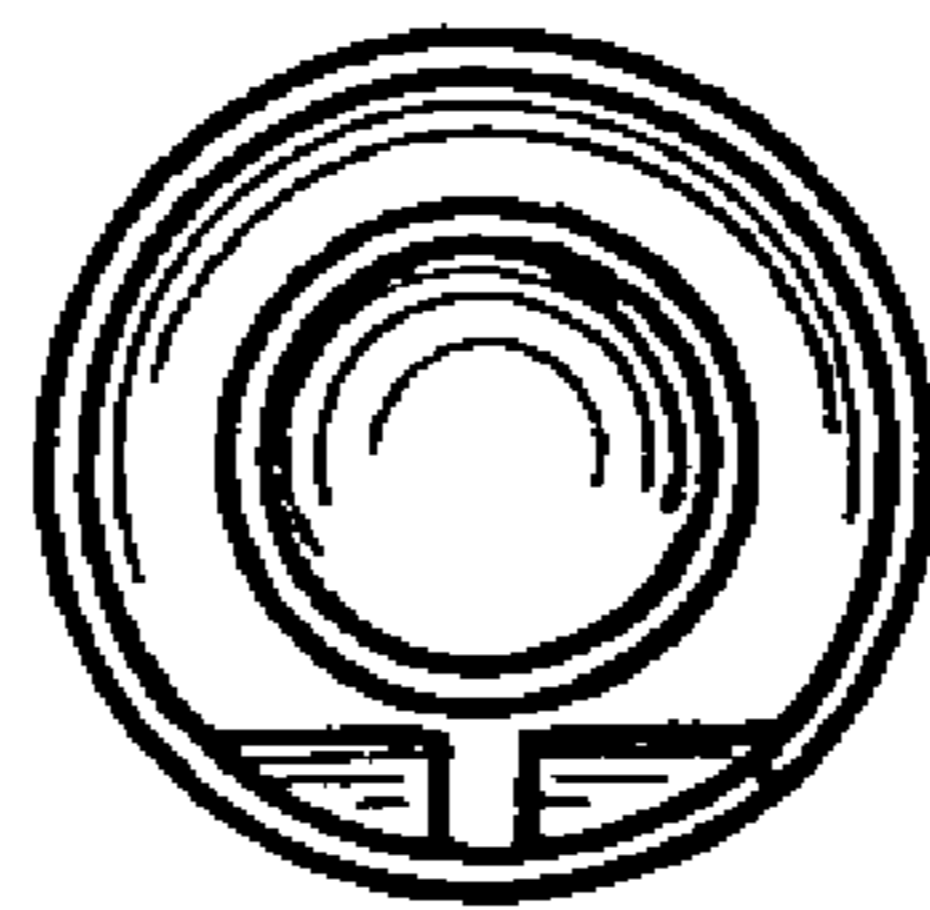


FIG. 4




FIG. 6




FIG. 7