

US00D563000S

(12) **United States Design Patent**
Sanschagrín et al.

(10) **Patent No.:** **US D563,000 S**

(45) **Date of Patent:** **** Feb. 26, 2008**

(54) **VEHICLE HEADLIGHTS**

D539,947 S * 4/2007 Lee et al. D26/28
D542,442 S * 5/2007 Matsunami D26/28

(75) Inventors: **Stephane Sanschagrín**, St-Hyacinthe (CA); **Jean-Philippe Crepeau**, Bromont (CA); **Christopher Rudwal**, Granby (CA)

* cited by examiner

Primary Examiner—Marcus A. Jackson
(74) *Attorney, Agent, or Firm*—Osler, Hoskin & Harcourt LLP

(73) Assignee: **Bombardier Recreational Products Inc.**, Valcourt (CA)

(57) **CLAIM**

(**) Term: **14 Years**

The ornamental design for a vehicle headlights, as shown and described.

(21) Appl. No.: **29/278,862**

(22) Filed: **Apr. 12, 2007**

DESCRIPTION

(51) **LOC (8) Cl.** **26-06**

FIG. 1 is a perspective view from the front and left side of the vehicle headlights according to our design;

(52) **U.S. Cl.** **D26/28**

FIG. 2 is a front elevational view thereof;

(58) **Field of Classification Search** D26/28–36;

FIG. 3 is a right side elevational view thereof;

362/459–468, 475–478, 485–487

FIG. 4 is a left side elevational view thereof; and,

See application file for complete search history.

FIG. 5 is a top plan view thereof.


(56) **References Cited**

Throughout the Figures, broken lines showing structure are for illustrative purposes only and form no part of the claimed design.

U.S. PATENT DOCUMENTS

D477,428 S * 7/2003 Hill et al. D26/28
D518,197 S * 3/2006 Osawa D26/28

1 Claim, 5 Drawing Sheets



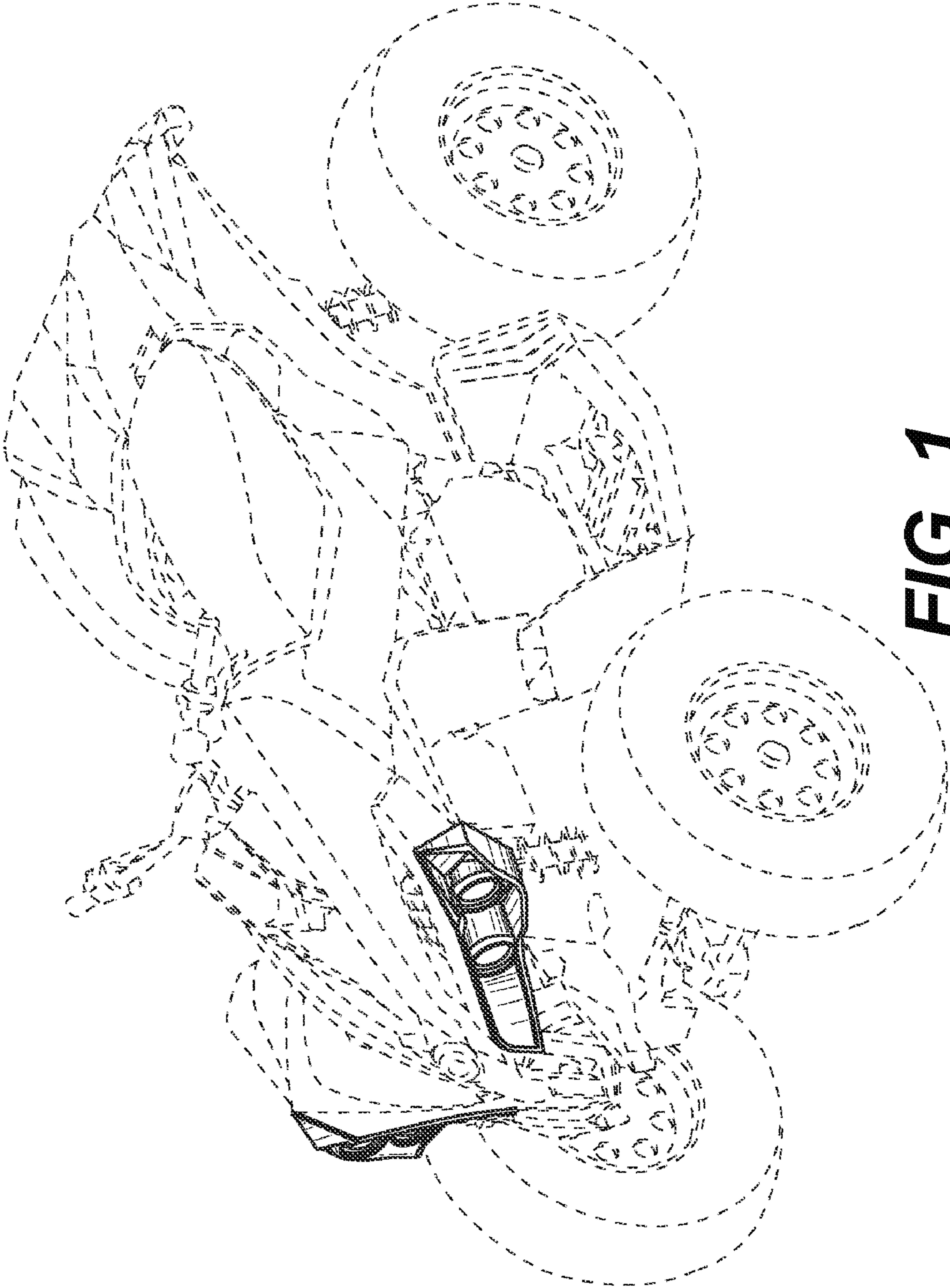


FIG. 1

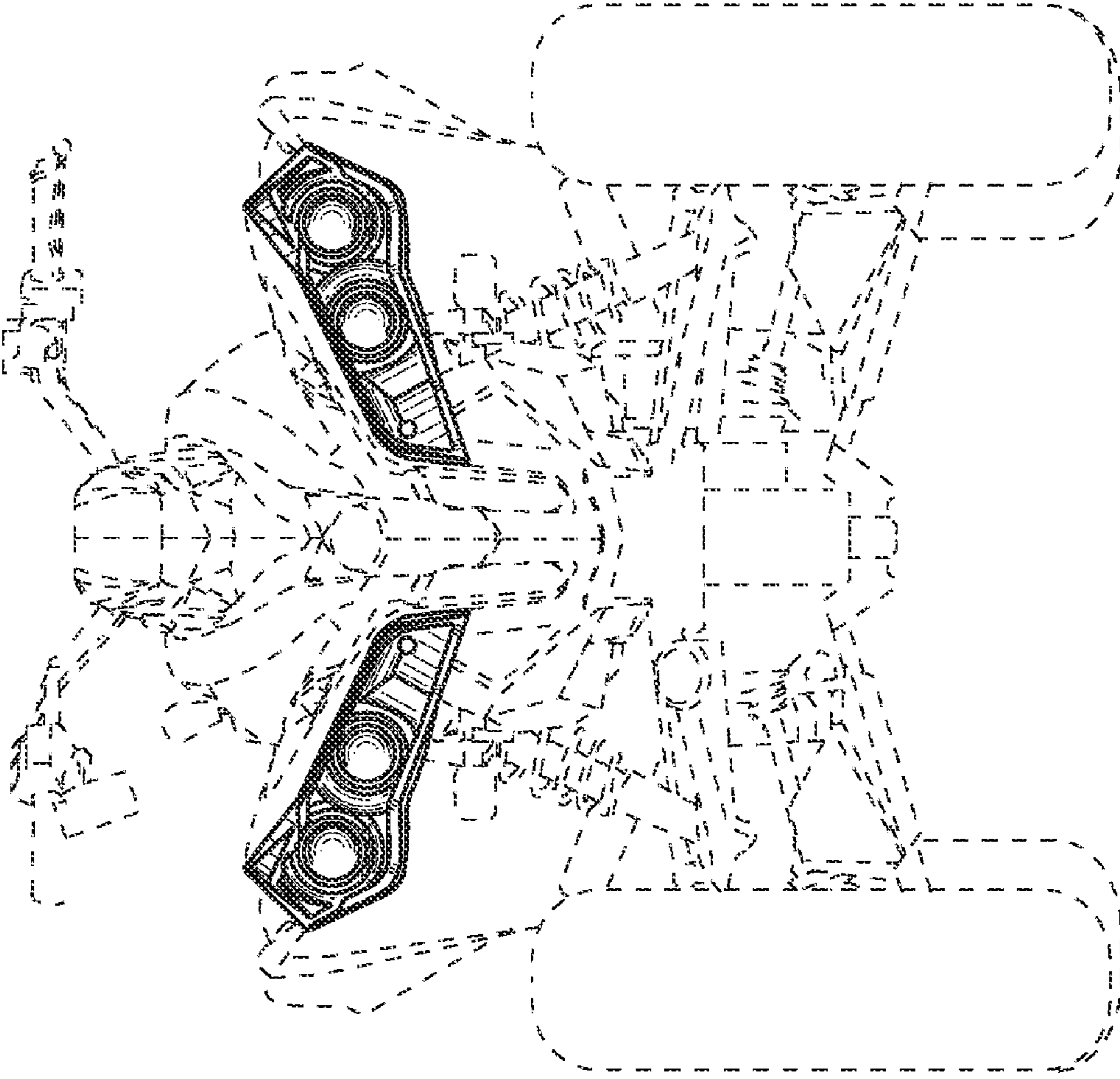


FIG. 2

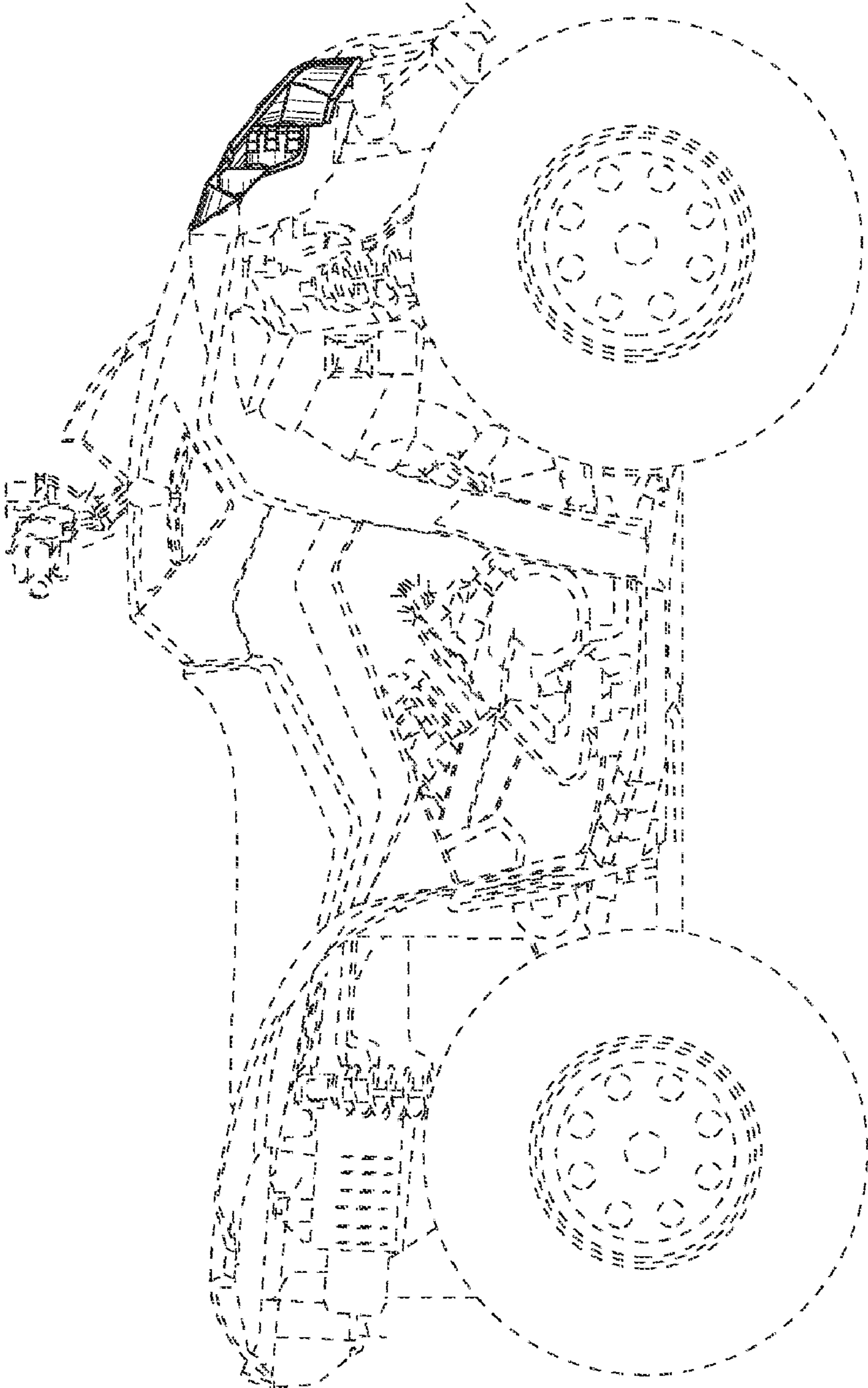


FIG. 3

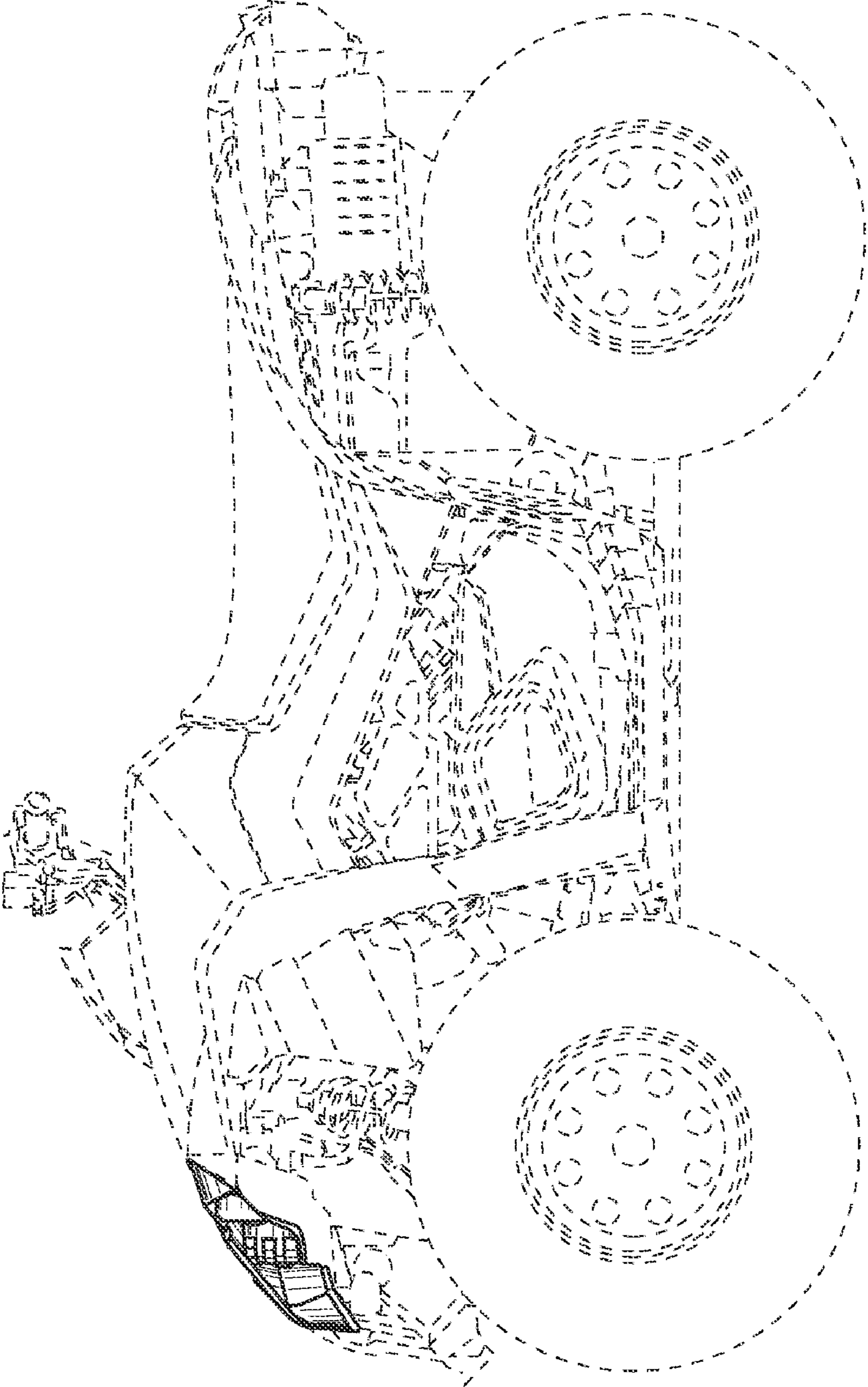


FIG. 4




FIG. 5

UNITED STATES PATENT AND TRADEMARK OFFICE
CERTIFICATE OF CORRECTION

PATENT NO. : Des. 563,000 S
APPLICATION NO. : 29/278862
DATED : February 26, 2008
INVENTOR(S) : Sanschagrín et al.

Page 1 of 7

It is certified that error appears in the above-identified patent and that said Letters Patent is hereby corrected as shown below:

The title page showing an illustrative fig. 1 should be deleted and substitute therefore the attached title page consisting of Fig. 1.

The drawing sheets 1-6 of 6 consisting of Fig(s) 1-7 should be deleted and substitute therefore the attached drawing sheets 1-6 of 6 consisting of Fig(s) 1-6.

Signed and Sealed this

Fourteenth Day of October, 2008

A handwritten signature in black ink that reads "Jon W. Dudas". The signature is written in a cursive style with a large, stylized initial "J".

JON W. DUDAS

Director of the United States Patent and Trademark Office

(12) **United States Design Patent**
Sanschagrın et al.

(10) **Patent No.:** **US D563,000 S**
(45) **Date of Patent:** **** Feb. 26, 2008**

(54) **VEHICLE HEADLIGHTS**

(75) **Inventors:** **Stephane Sanschagrın, St-Hyacinthe (CA); Jean-Phillipe Crepeau, Bromont (CA); Christopher Rudwal, Granby (CA)**

(73) **Assignee:** **Bombardier Recreational Products Inc., Valcourt (CA)**

(**) **Term:** **14 Years**

(21) **Appi. No.:** **29/278,862**

(22) **Filed:** **Apr. 12, 2007**

(51) **LOC (8) Cl.** **26-06**

(52) **U.S. Cl.** **D26/28**

(58) **Field of Classification Search** **D26/28-36; 362/459-468, 475-478, 485-487**

See application file for complete search history.

(56) **References Cited**

U.S. PATENT DOCUMENTS

D477,428 S * 7/2003 Hill et al. D26/28
D518,197 S * 3/2006 Ozawa D26/28

D539,947 S * 4/2007 Lee et al. D26/28
D542,442 S * 5/2007 Matsunami D26/28

* cited by examiner

Primary Examiner---Marcus A. Jackson
(74) *Attorney, Agent, or Firm*---Osler, Hoskin & Harcourt LLP

(57) **CLAIM**

The ornamental design for a vehicle headlights, as shown and described.

DESCRIPTION

FIG. 1 is a perspective view from the front and left side of the vehicle headlights according to our design;

FIG. 2 is a front elevational view thereof;


FIG. 3 is a right side elevational view thereof;

FIG. 4 is a left side elevational view thereof; and,

FIG. 5 is a top plan view thereof.

Throughout the Figures, broken lines showing structure are for illustrative purposes only and form no part of the claimed design.

1 Claim, 5 Drawing Sheets



U.S. Patent

Feb. 26, 2008

Sheet 1 of 5

D563,000 S

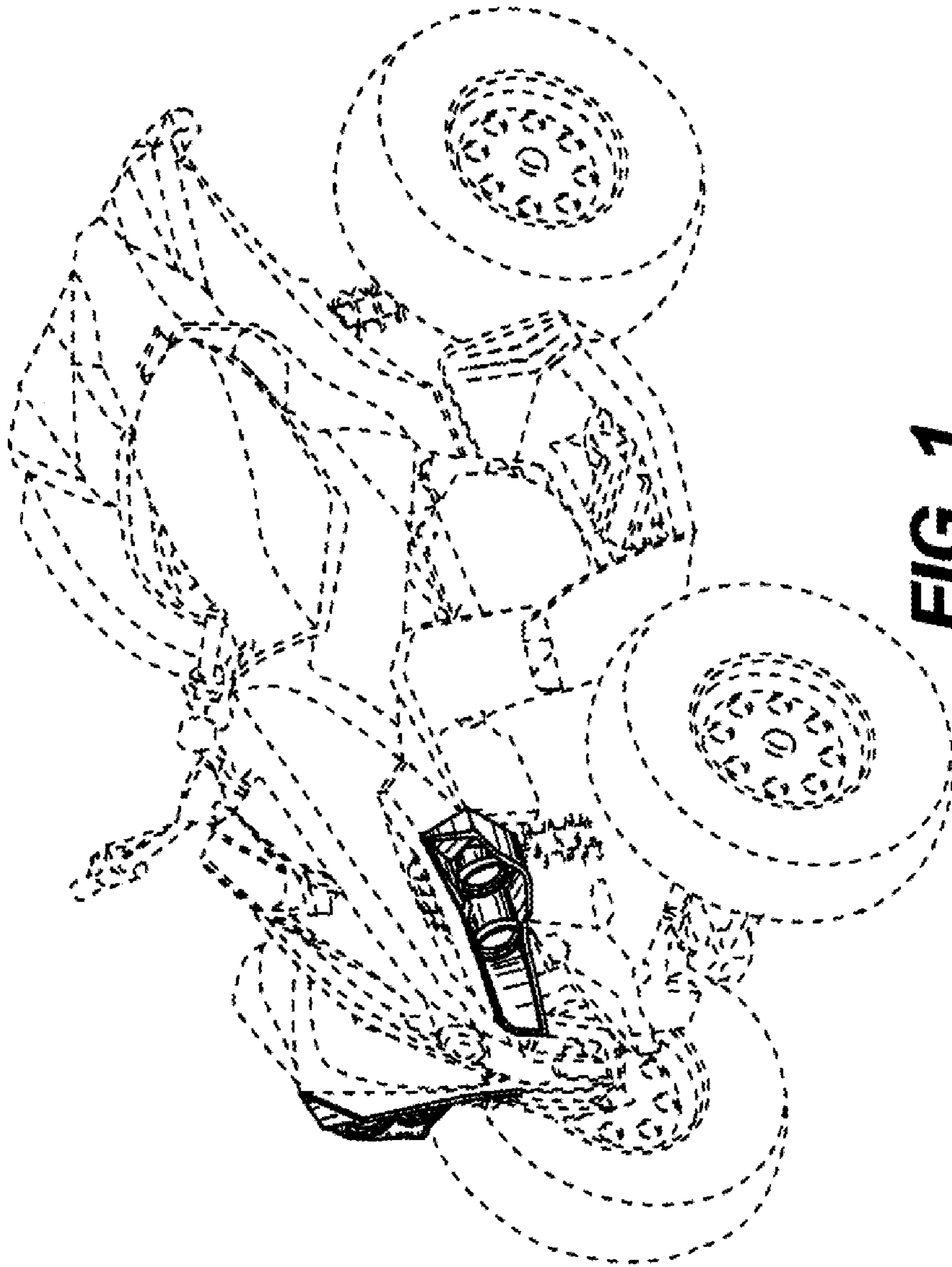


FIG. 1

U.S. Patent

Feb. 26, 2008

Sheet 2 of 5

D563,000 S

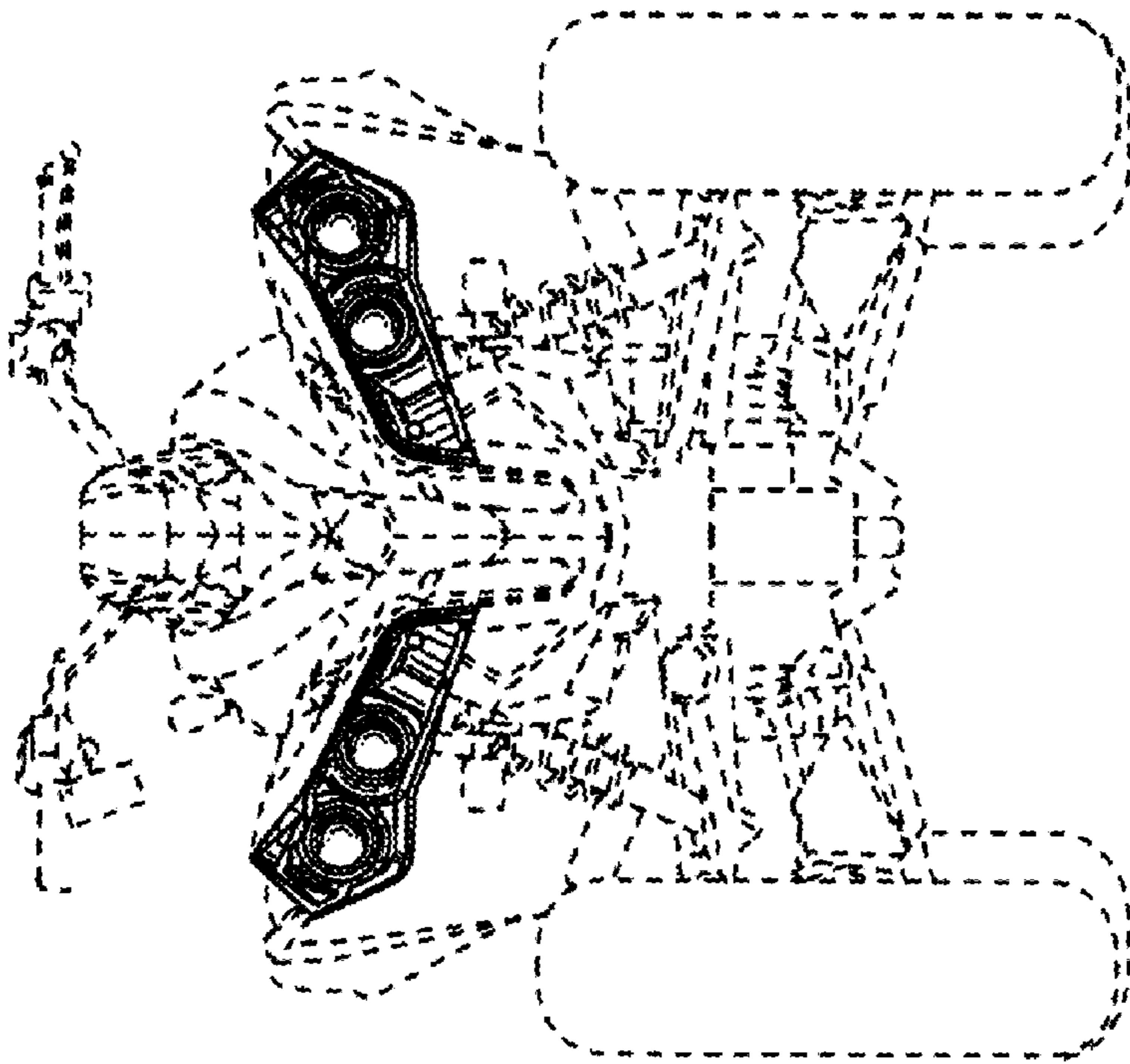


FIG. 2

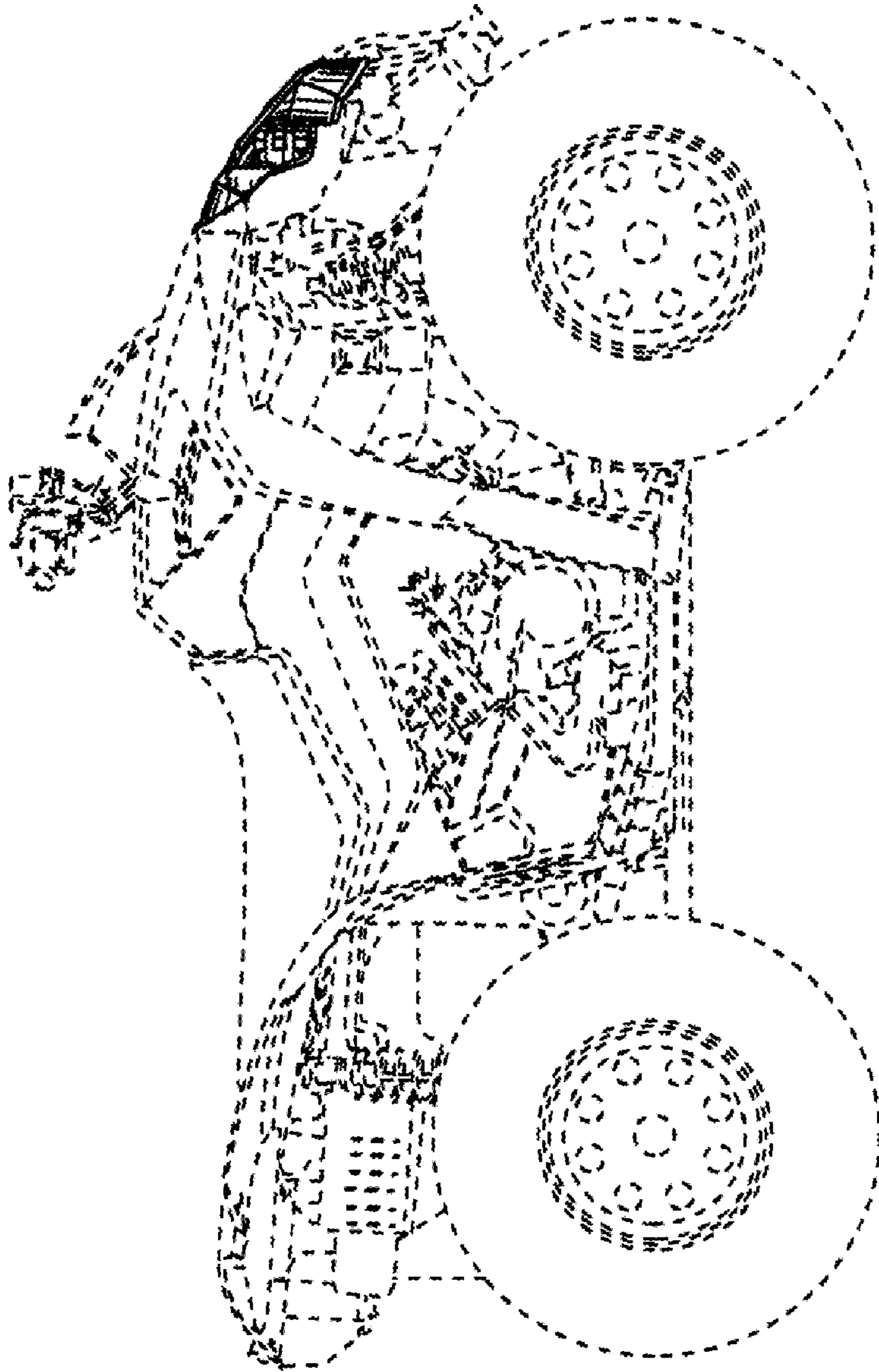


FIG. 3

U.S. Patent

Feb. 26, 2008

Sheet 4 of 5

D563,000 S

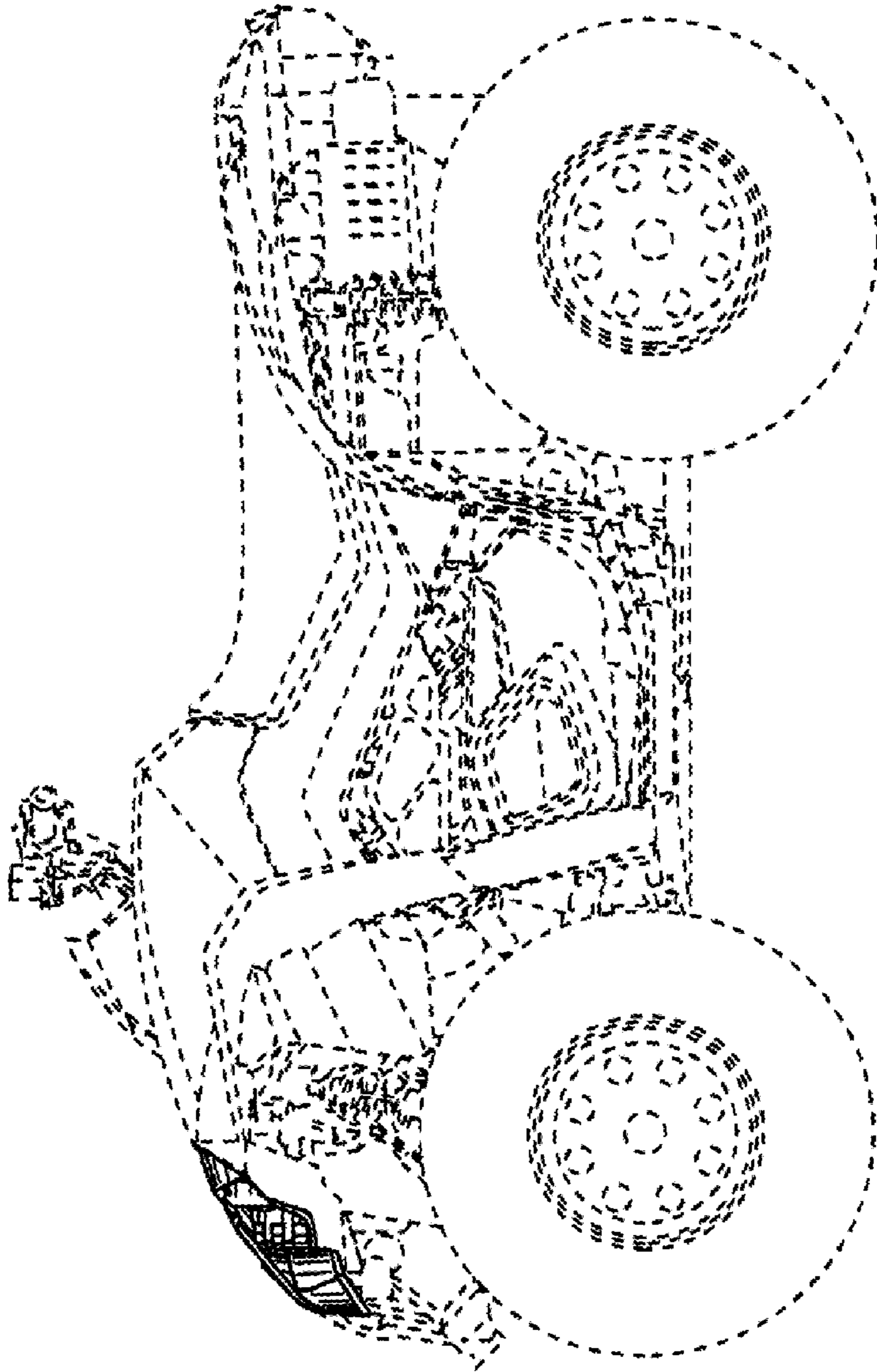


FIG. 4

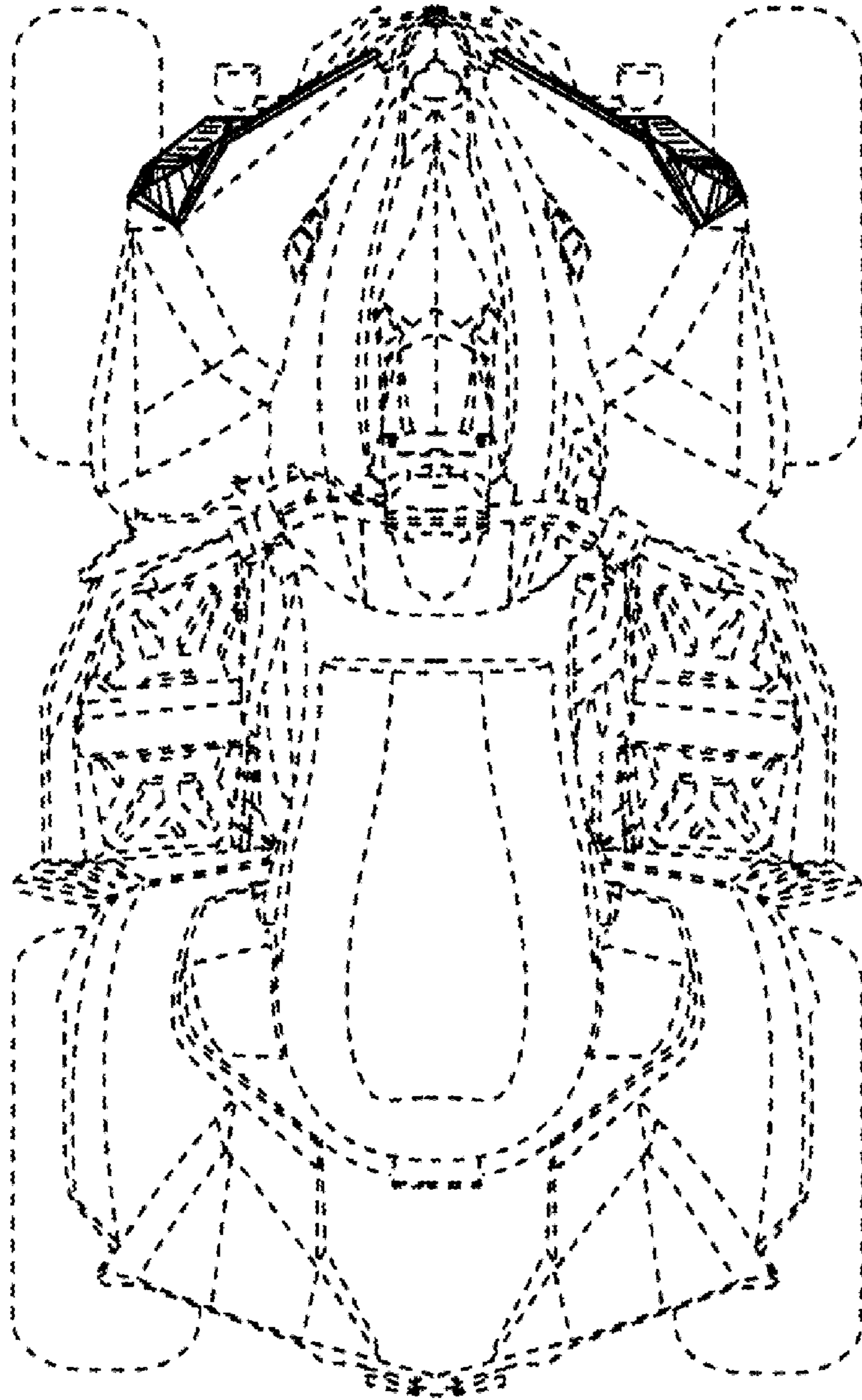


FIG. 5