



US00D562994S

(12) **United States Design Patent**
Vandewater, Jr. et al.

(10) **Patent No.:** **US D562,994 S**
(45) **Date of Patent:** **** Feb. 26, 2008**

(54) **ROOF TILE**

(75) Inventors: **Gerald Charles Vandewater, Jr.**,
Thousand Oaks, CA (US); **Wade**
Shepherd, Anaheim, CA (US); **Alex**
Burman, London (GB); **Andy Truss**,
Rancho Cucamonga, CA (US); **Tat-On**
Man, Crawley (GB); **Jeffery James**
Palm, Morgan Hill, CA (US)

5,392,584 A	2/1995	Perez-Wilson	52/747
5,621,226 A	4/1997	Kobayashi	257/140
5,711,126 A	1/1998	Wells	52/519
5,738,581 A	4/1998	Rickert et al.	454/365
5,941,039 A *	8/1999	Law	52/540
5,993,551 A	11/1999	Hahn	118/315
6,408,580 B1 *	6/2002	Jurvis et al.	52/519
D467,671 S *	12/2002	Suzuki	D25/140

* cited by examiner

(73) Assignees: **Boral Lifetile Inc.**, Roswell, GA (US);
Monier Inc., Irvine, CA (US)

Primary Examiner—Catherine R. Oliver
(74) *Attorney, Agent, or Firm*—Alston & Bird LLP

(**) Term: **14 Years**

(57) **CLAIM**

(21) Appl. No.: **29/277,992**

The ornamental design for a roof tile, as shown and described.

(22) Filed: **Mar. 15, 2007**

(51) **LOC (8) Cl.** **25-01**
(52) **U.S. Cl.** **D25/141**
(58) **Field of Classification Search** D25/141,
D25/140, 139, 138, 150, 163; 52/588.1,
52/582.1, 583.1, 553–554, 518–519, 555,
52/557, 536, 539, 540–541, 538, 533, 589.1
See application file for complete search history.

DESCRIPTION

(56) **References Cited**

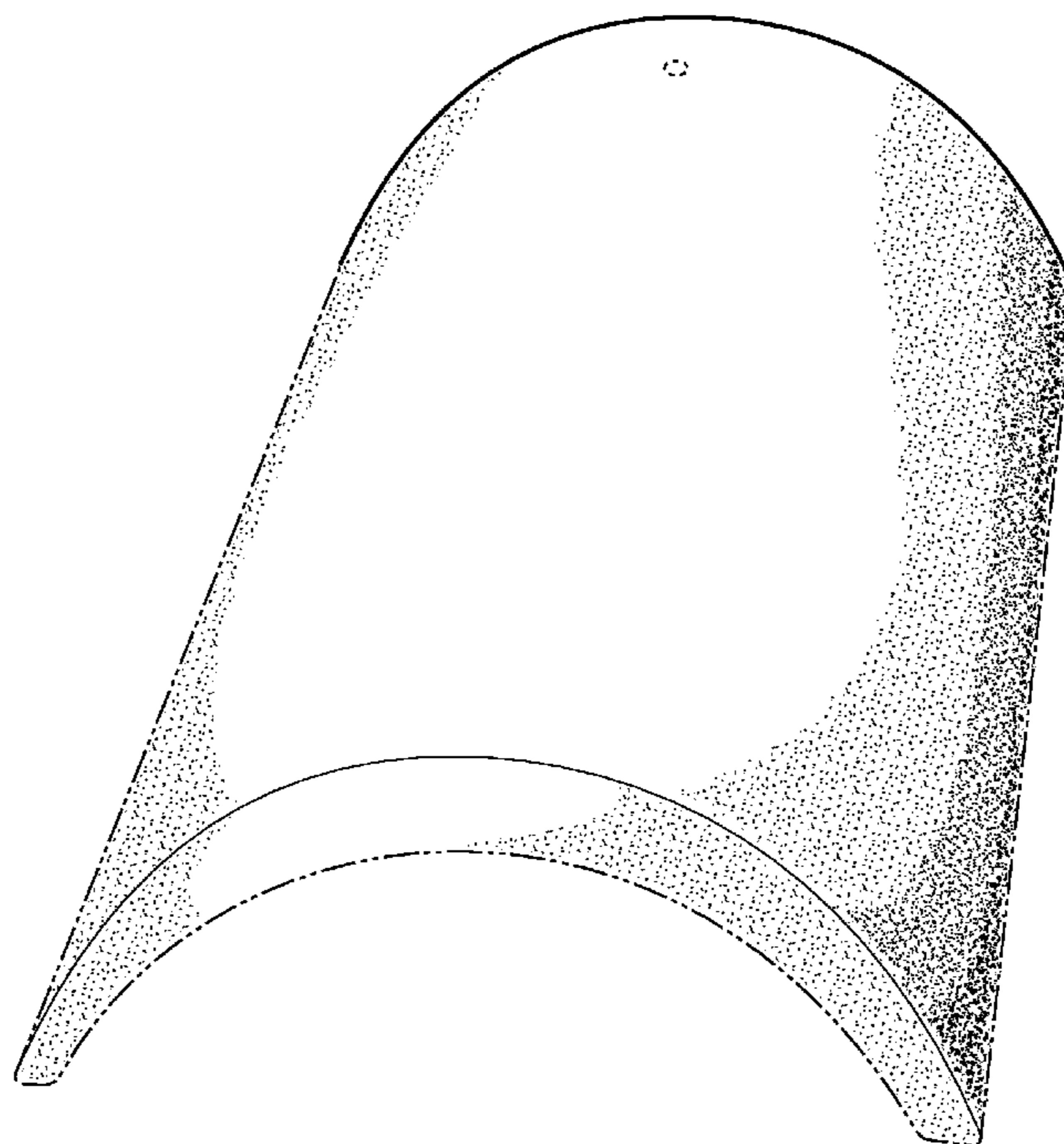
U.S. PATENT DOCUMENTS

1,570,504 A	1/1926	Lane	428/126
4,040,211 A	8/1977	Wotherspoon	52/100
4,226,070 A	10/1980	Aragon	52/57
4,262,466 A	4/1981	Roe	52/550
4,498,267 A	2/1985	Beck	52/555
4,783,944 A *	11/1988	Mendez	52/536
5,326,318 A	7/1994	Rotter	454/365

FIG. 1 is a top perspective view of a roof tile of the present design;
FIG. 2 is a left side elevation view thereof;
FIG. 3 is a right side elevation view thereof;
FIG. 4 is an elevation view of the nose end of the roof tile;
FIG. 5 is an elevation view of the head end of the roof tile;
FIG. 6 is a top plan view of the roof tile shown in FIG. 1;
and,
FIG. 7 is a bottom plan view of the roof tile shown in FIG. 1.

The broken lines shown herein are for illustrative purposes only and form no part of the claimed design.

1 Claim, 5 Drawing Sheets



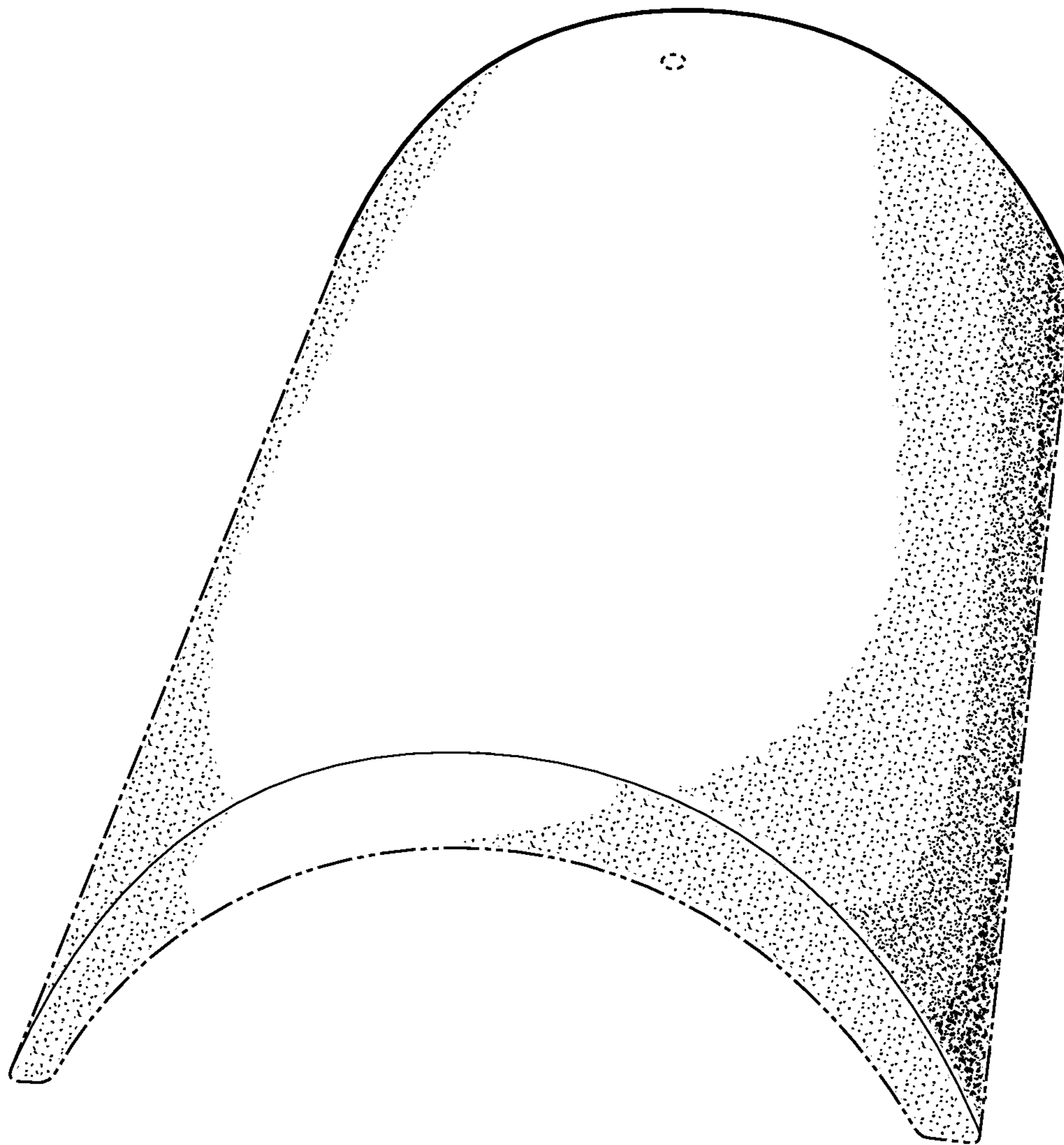


Fig. 1




Fig. 2




Fig. 3

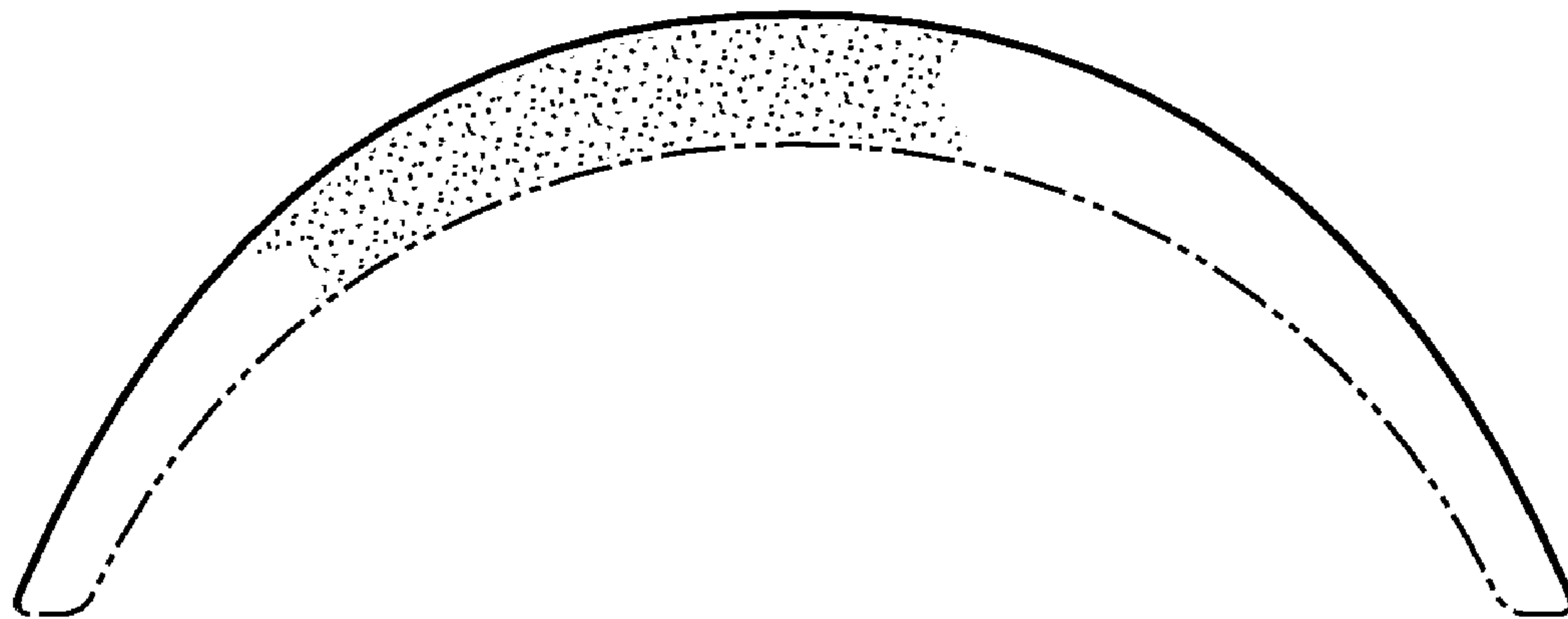


Fig. 4

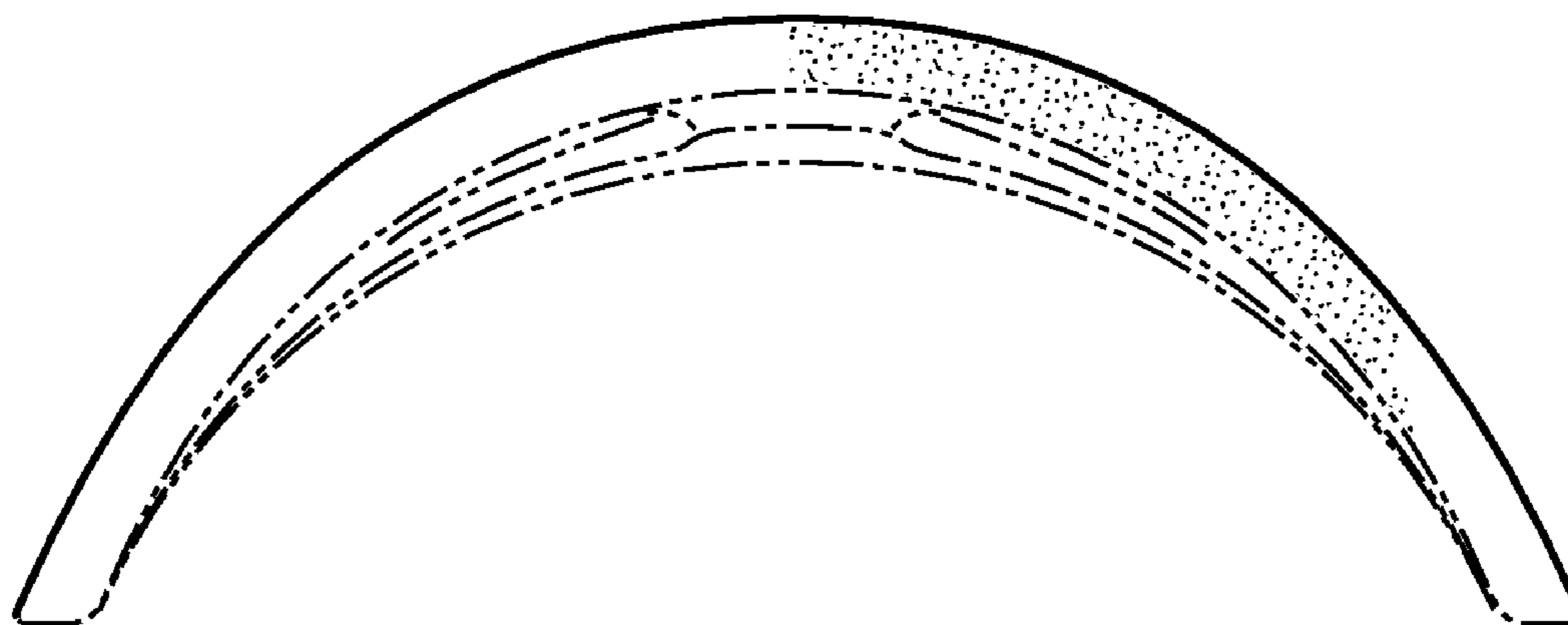


Fig. 5



Fig. 6

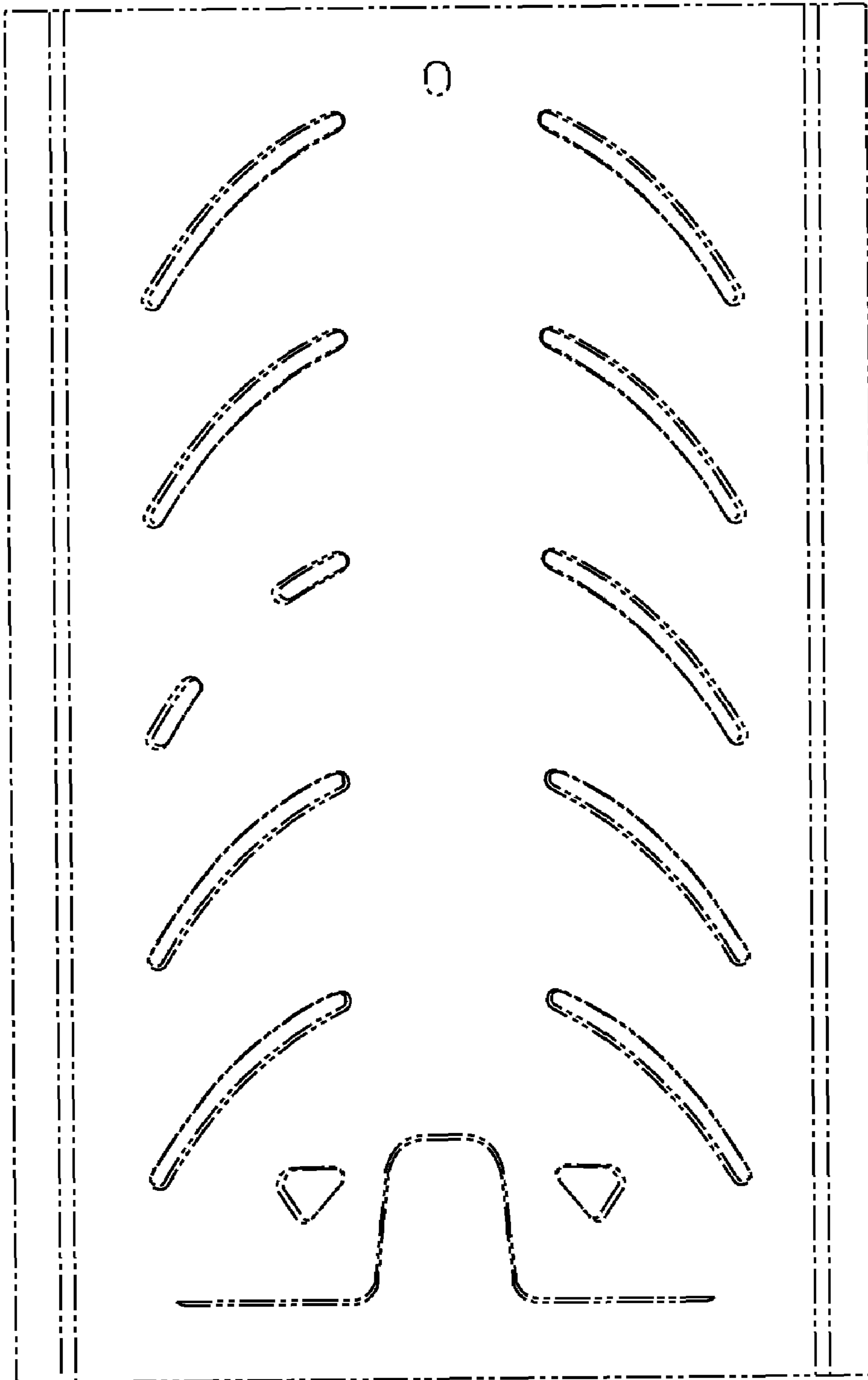


Fig. 7