



US00D562952S

(12) **United States Design Patent**  
**Lewis**

(10) **Patent No.:** **US D562,952 S**

(45) **Date of Patent:** **\*\* Feb. 26, 2008**

(54) **BODY FOR A PORTABLE HEATER**

D533,264 S \* 12/2006 Blateri ..... D23/335  
D543,612 S \* 5/2007 Fok ..... D23/336  
D553,718 S \* 10/2007 Shapiro ..... D23/314

(75) Inventor: **William Lewis**, Exton, PA (US)

(73) Assignee: **Lasko Holdings, Inc.**, Wilmington, DE (US)

(\*\*) Term: **14 Years**

(21) Appl. No.: **29/271,353**

(22) Filed: **Jan. 17, 2007**

(51) **LOC (8) Cl.** ..... **23-03**

(52) **U.S. Cl.** ..... **D23/341; D23/332; D23/336**

(58) **Field of Classification Search** ..... D23/317,  
D23/332-342, 351, 355, 370, 378, 381, 364;  
416/244 R, 247 R, 53.1, 53.2, 53.3; 392/365-369,  
392/373-376

See application file for complete search history.

(56) **References Cited**

**U.S. PATENT DOCUMENTS**

D332,655 S \* 1/1993 Lytle et al. .... D23/378  
D486,216 S \* 2/2004 Wilson, Jr. .... D23/378  
D499,473 S \* 12/2004 Ching ..... D23/332  
D507,339 S \* 7/2005 Shapiro ..... D23/335  
D507,340 S \* 7/2005 Shapiro ..... D23/335  
D510,989 S \* 10/2005 Dooley ..... D23/335  
D528,203 S \* 9/2006 Shapiro ..... D23/411  
D528,650 S \* 9/2006 Shapiro ..... D23/411

\* cited by examiner

*Primary Examiner*—Ian Simmons

*Assistant Examiner*—Eric L Goodman

(74) *Attorney, Agent, or Firm*—Martin Fruitman

(57) **CLAIM**

The ornamental design for a body for a portable heater, as shown and described.

**DESCRIPTION**

FIG. 1 is a right side front perspective view of a body for a portable heater showing my new design;

FIG. 2 is a rear perspective view thereof;

FIG. 3 is a front elevation view thereof;

FIG. 4 is a right side elevation view thereof;

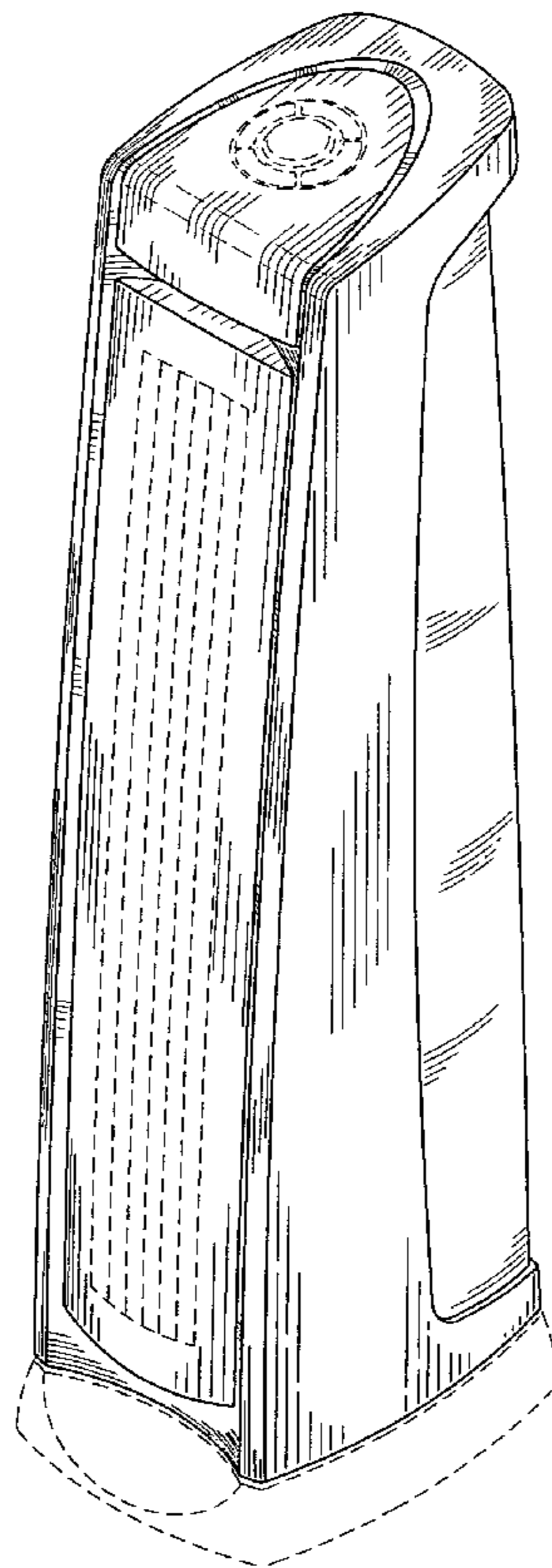
FIG. 5 is a left side elevation view thereof;

FIG. 6 is a rear elevation view thereof; and,

FIG. 7 is a top plan view thereof.

The broken line showing of environmental structure in FIGS. 1-7 is for illustrative purposes only and forms no part of the claimed design.

**1 Claim, 7 Drawing Sheets**



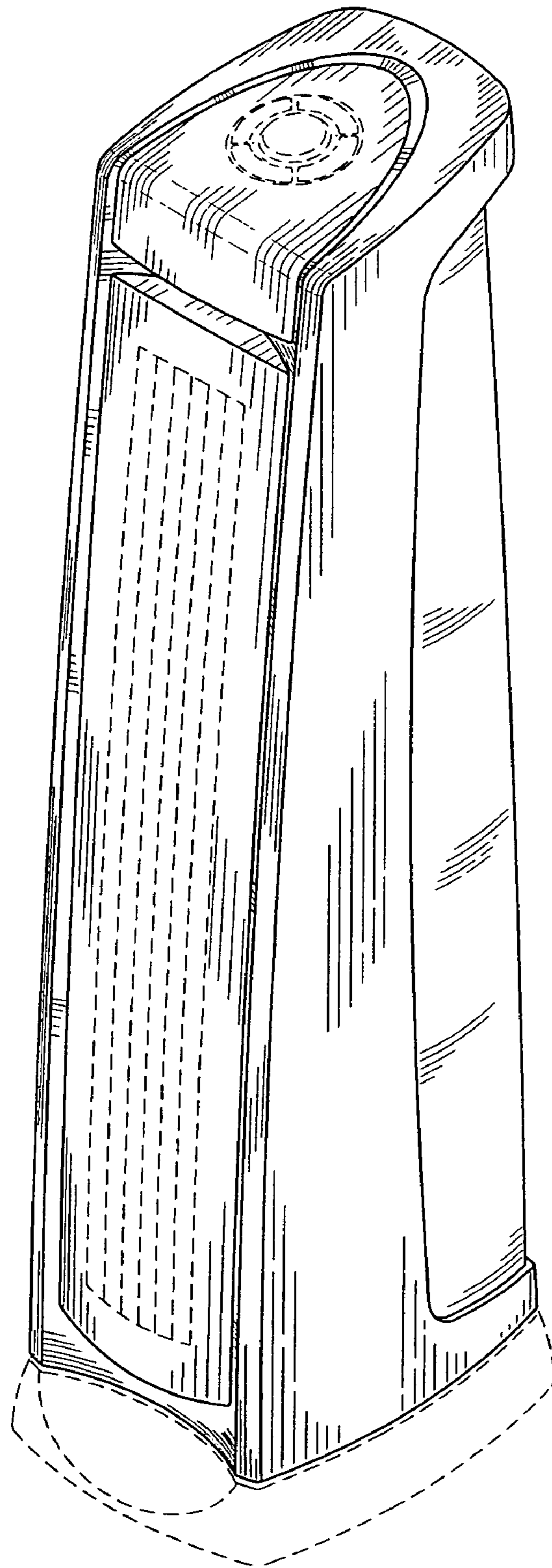


FIG. 1

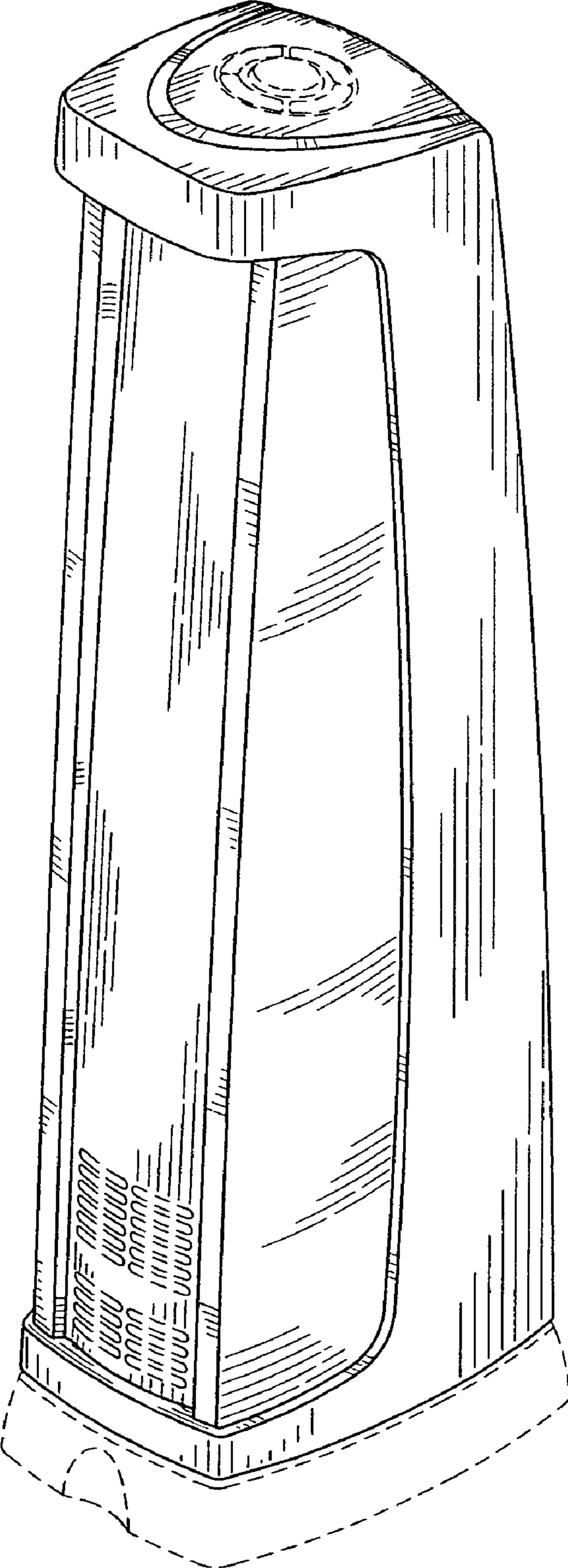


FIG. 2

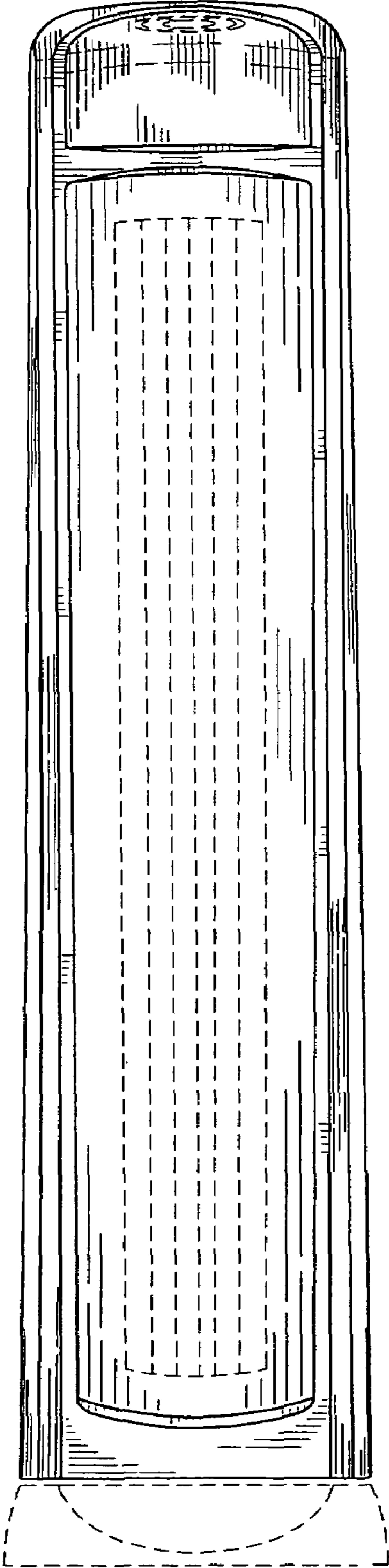


FIG. 3

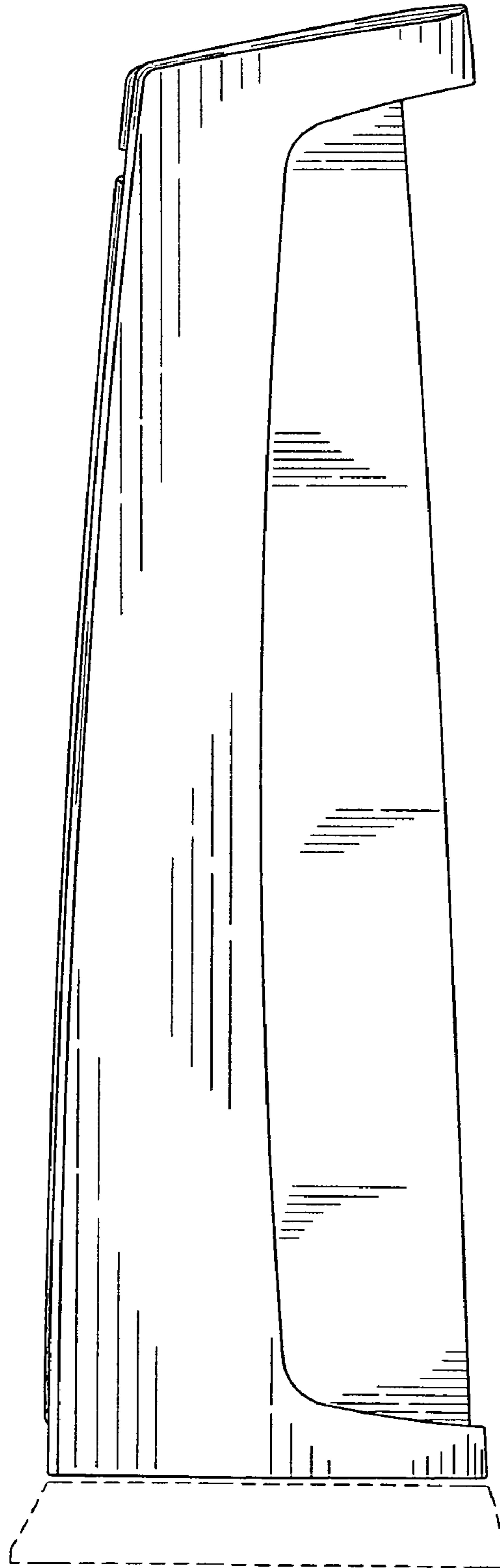


FIG. 4

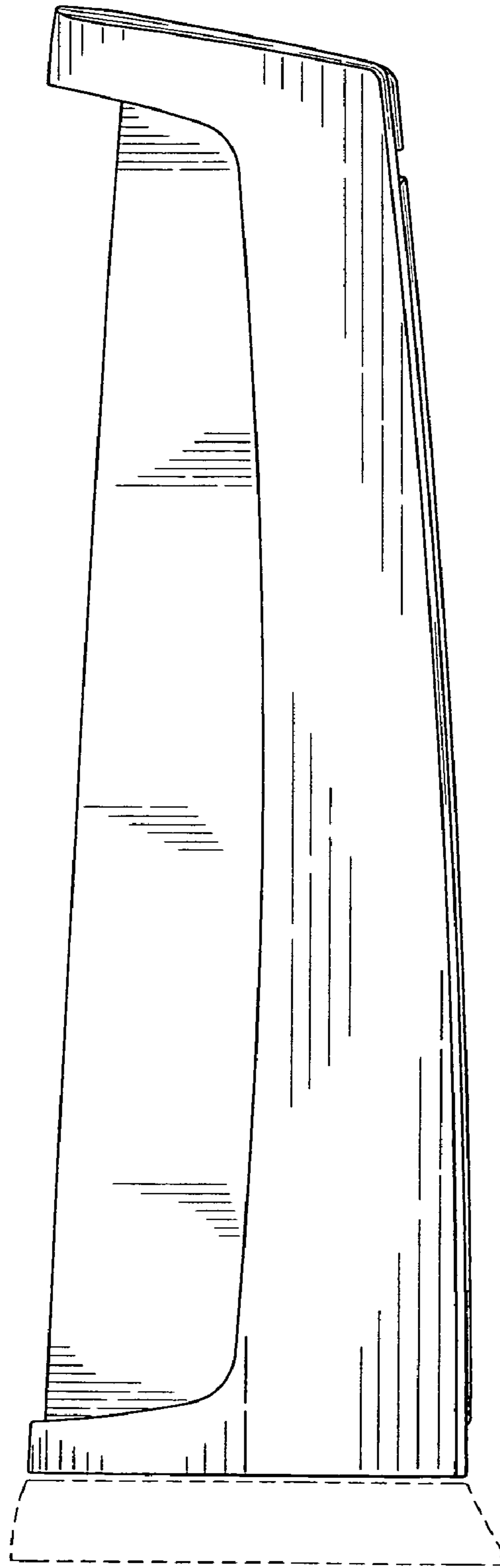


FIG. 5

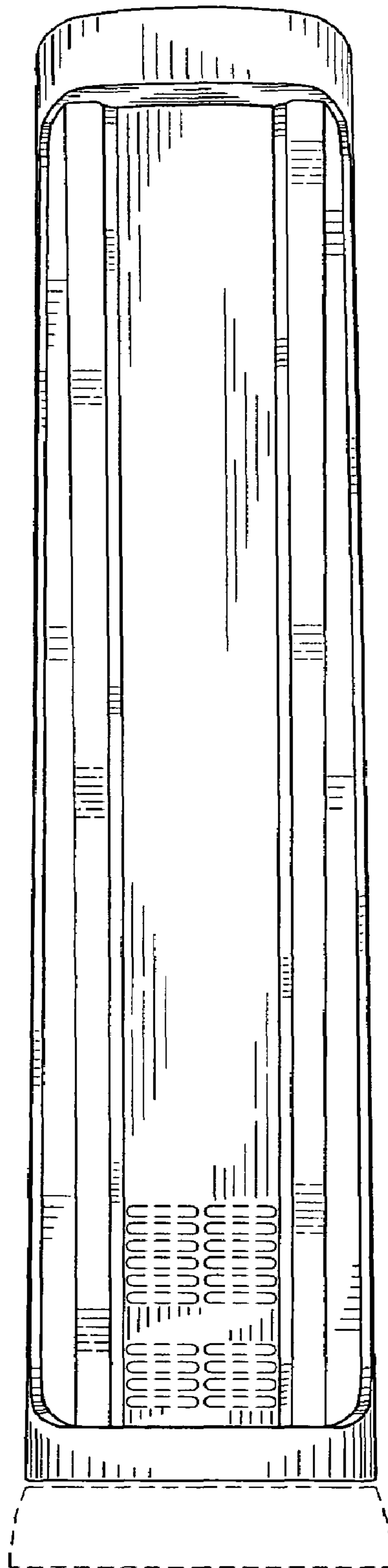


FIG. 6



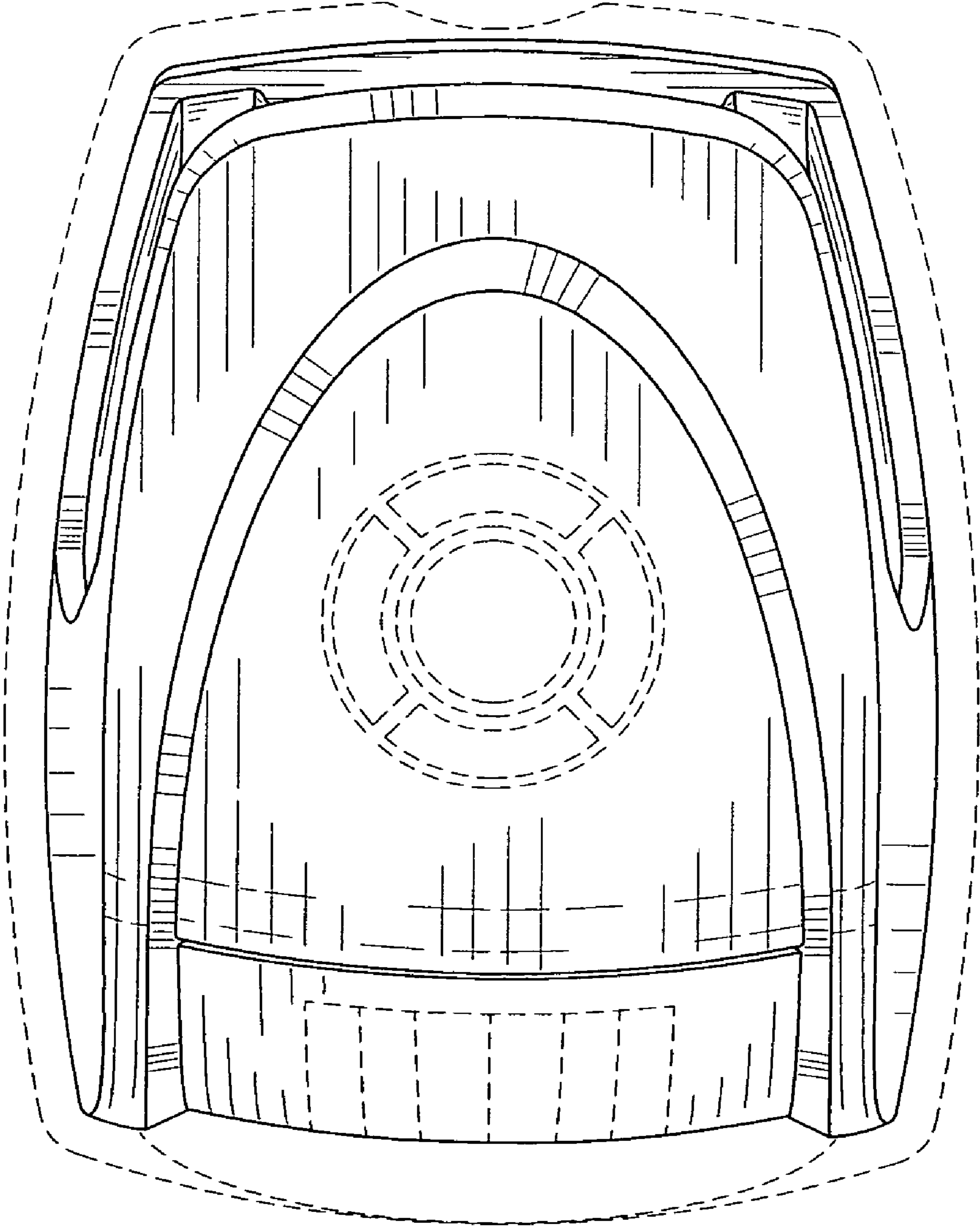


FIG. 7