



US00D562951S

(12) **United States Design Patent**
Nikles et al.

(10) **Patent No.:** **US D562,951 S**
(45) **Date of Patent:** **** Feb. 26, 2008**

(54) **CURVED BRACKET FOR SHOWER**

(75) Inventors: **Gerhard Nikles**, Carpenedolo (IT);
Alberto Turrini, Carpenedolo (IT)

(73) Assignee: **Nikles Tec Italia S.r.l.**, Carpenedolo
(Brescia) (IT)

(**) Term: **14 Years**

(21) Appl. No.: **29/280,140**

(22) Filed: **May 17, 2007**

Related U.S. Application Data

(62) Division of application No. 29/238,342, filed on Sep.
15, 2005, now Pat. No. Des. 545,419.

(30) **Foreign Application Priority Data**

Mar. 15, 2005 (IT) BS2005O0018

(51) **LOC (8) Cl.** **23-02**

(52) **U.S. Cl.** **D23/304**

(58) **Field of Classification Search** D23/283,
D23/303-304, 223, 228-229; 4/552, 559,
4/567-569, 596, 605, 615; D8/377
See application file for complete search history.

(56) **References Cited**

U.S. PATENT DOCUMENTS

D333,339 S 2/1993 Klose

D401,680 S 11/1998 Tiernan
D442,680 S 5/2001 Chan
D443,685 S 6/2001 Gottwald
D454,620 S 3/2002 Starck
D496,446 S 9/2004 Zvezdaryk
D499,592 S 12/2004 Sale, Jr.
D516,189 S 2/2006 Grohe
D522,112 S 5/2006 Grohe
D532,079 S 11/2006 Dugar

Primary Examiner—Robert A. Delehanty
(74) *Attorney, Agent, or Firm*—Shoemaker and Mattare

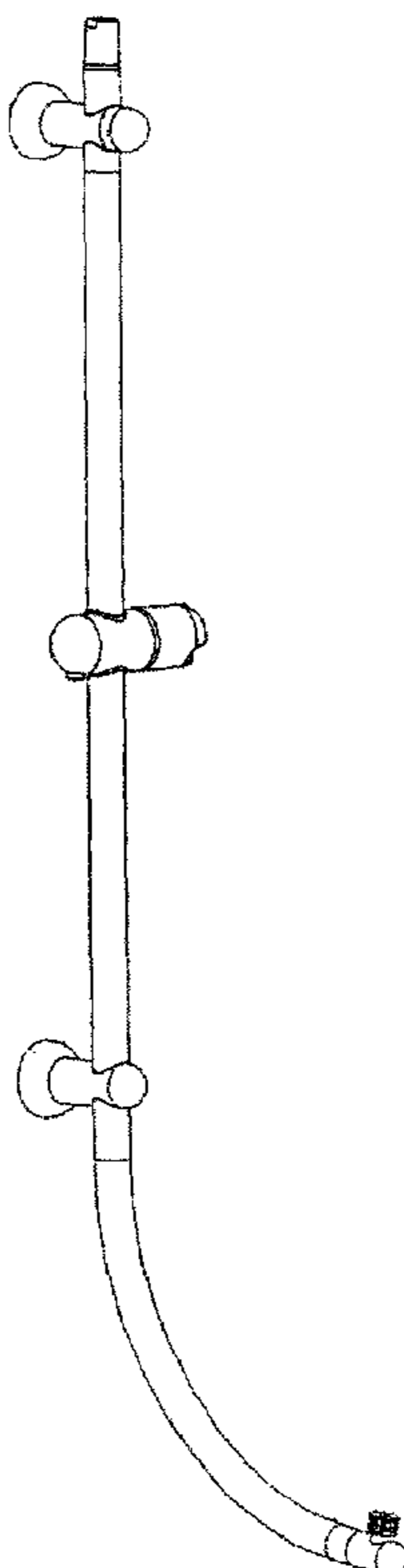
(57) **CLAIM**

The ornamental design for a curved bracket for a shower, as shown and described.

DESCRIPTION

FIG. 1 is a perspective view of a bracket for a shower, showing our new design from the front and to one side; FIG. 2 is a top plan view thereof; FIG. 3 is a bottom plan view thereof; FIG. 4 is a right side view thereof; FIG. 5 is a front elevational view thereof; and, FIG. 6 is a left side view thereof.

1 Claim, 2 Drawing Sheets



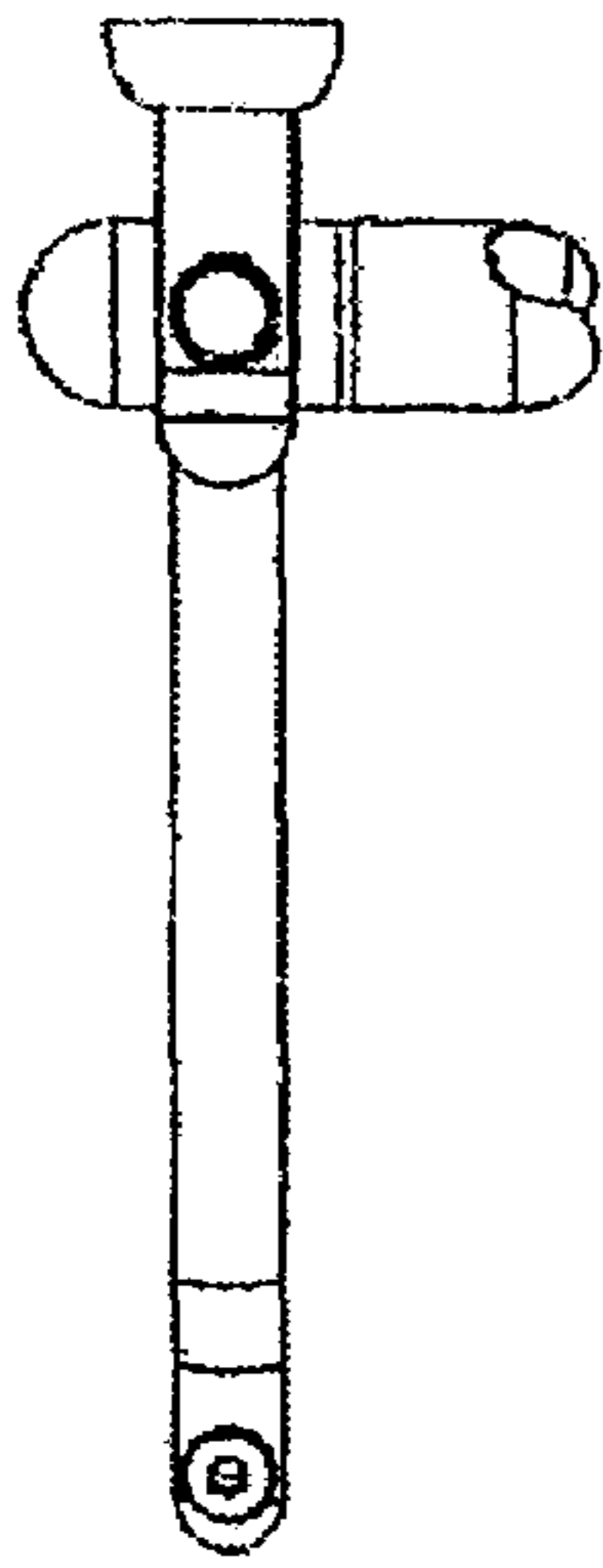


Fig. 2

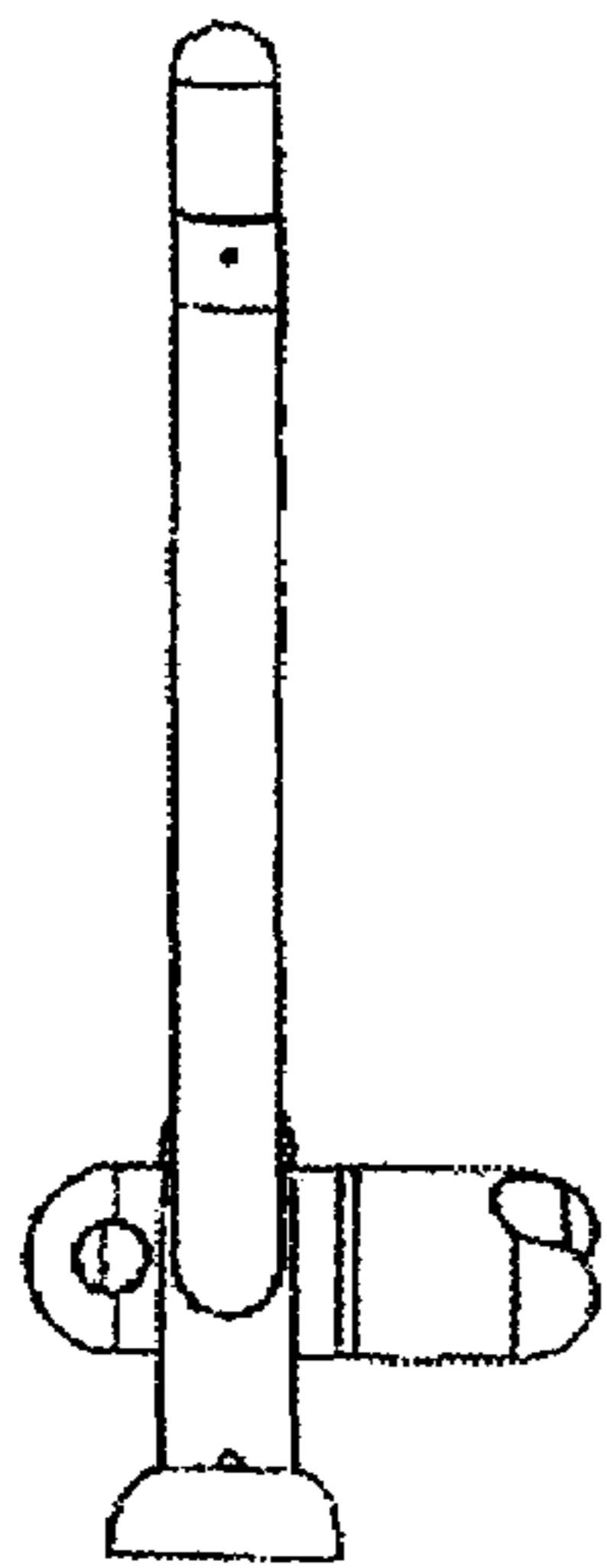


Fig. 3

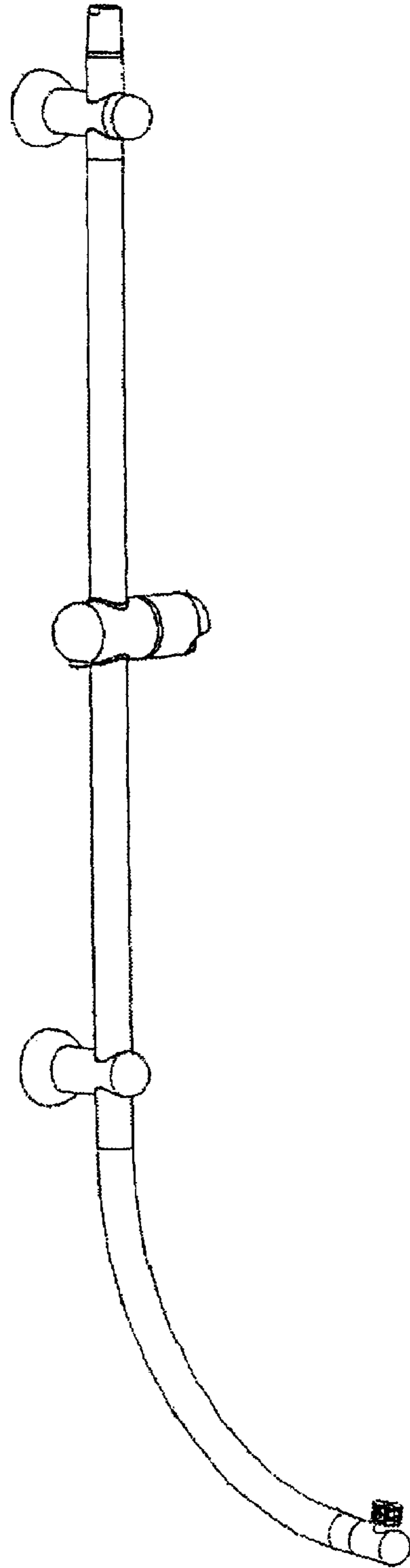


Fig. 1

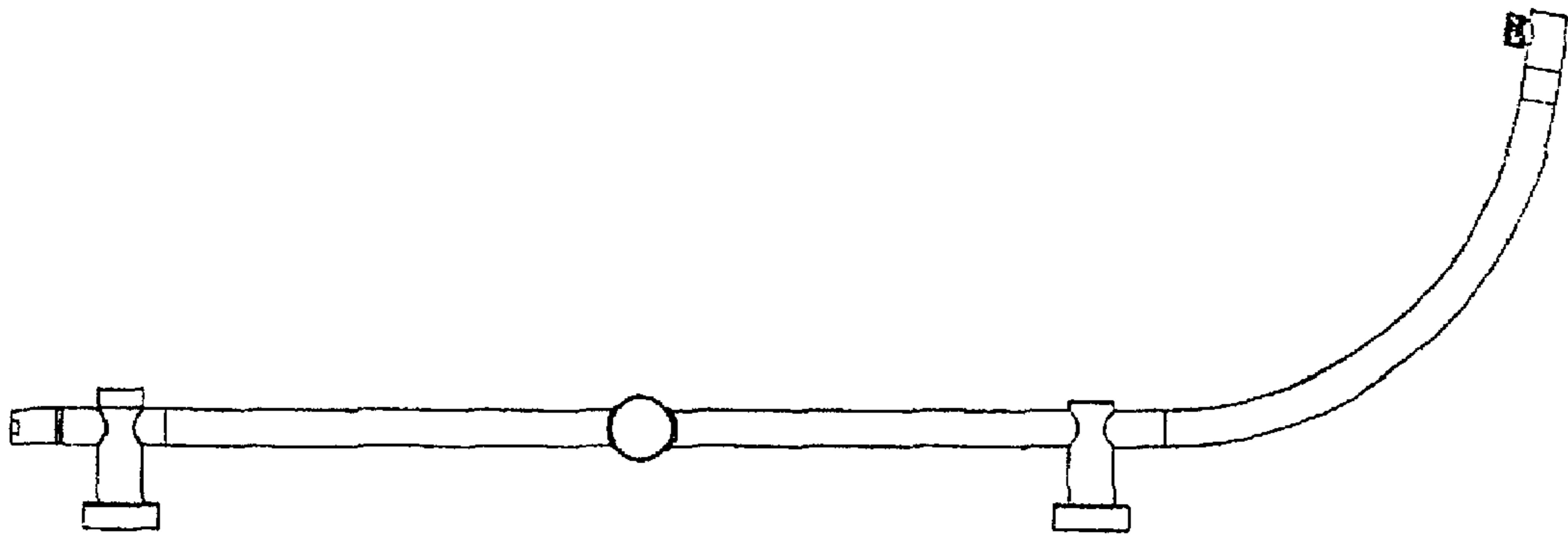


Fig. 4

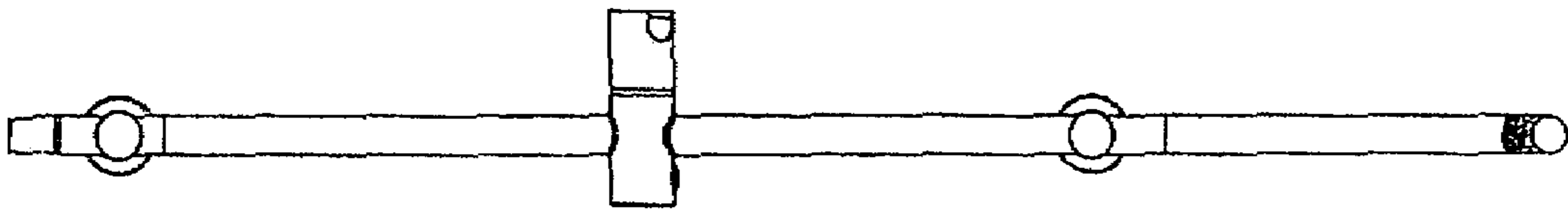


Fig. 5

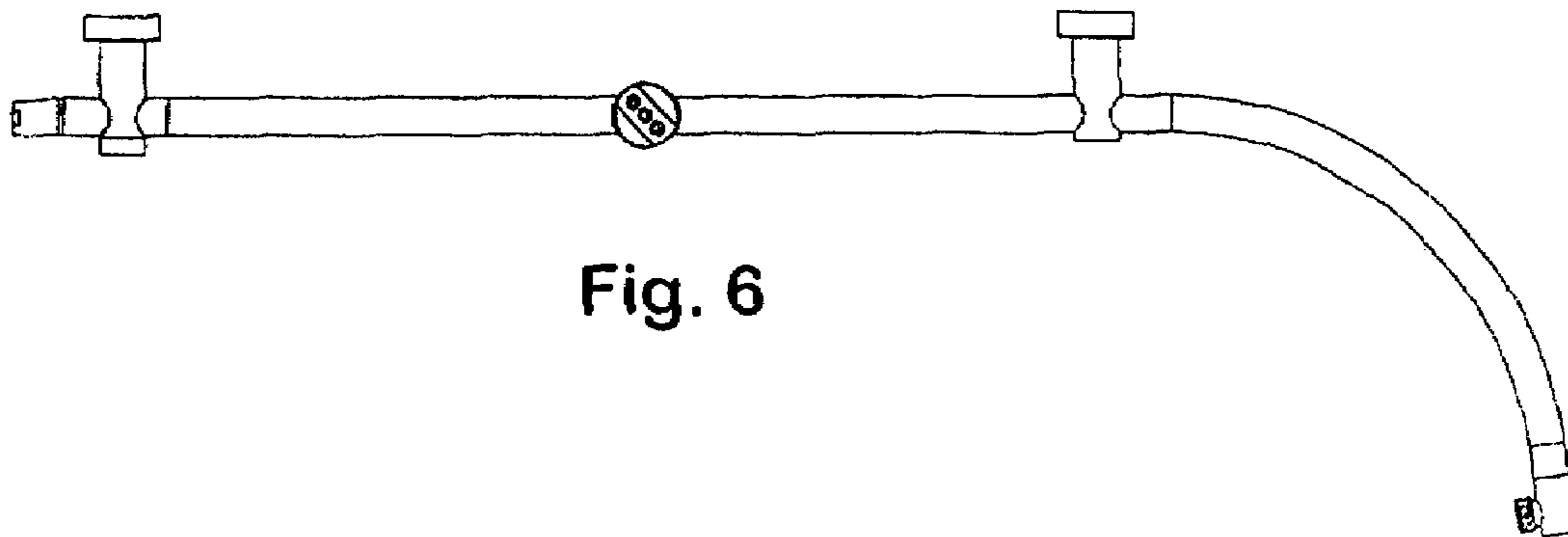


Fig. 6