

US00D562948S

(12) **United States Design Patent**
Jones et al.

(10) **Patent No.:** **US D562,948 S**

(45) **Date of Patent:** **** Feb. 26, 2008**

(54) **LAVATORY SINK**

D510,417 S * 10/2005 Brun D23/289

(76) Inventors: **Sherry Lynn Jones**, 14891 Graham Rd., Pataskala, OH (US) 43026;
Christopher P. Marks, 4748 Cypress Grove Dr., Groveport, OH (US) 43125

* cited by examiner

Primary Examiner—Robert A. Delehanty
(74) *Attorney, Agent, or Firm*—Kelly Merkel

(**) Term: **14 Years**

(57) **CLAIM**

(21) Appl. No.: **29/277,258**

The ornamental design for a lavatory sink, as shown and described.

(22) Filed: **Feb. 20, 2007**

DESCRIPTION

(51) **LOC (8) Cl.** **23-02**

FIG. 1 is a front perspective view of a preferred embodiment of a lavatory sink showing our new design;

(52) **U.S. Cl.** **D23/284**

FIG. 2 is a top view thereof;

(58) **Field of Classification Search** D23/271–274,
D23/284–293.1, 303, 308; 4/619, 624, 661
See application file for complete search history.

FIG. 3 is a rear view thereof;

FIG. 4 is a left side view thereof;

FIG. 5 is a front view thereof;

FIG. 6 is a right side view thereof; and,


FIG. 7 is a bottom view thereof.

(56) **References Cited**

U.S. PATENT DOCUMENTS

- D437,035 S * 1/2001 Roberts D23/284
- D471,265 S * 3/2003 Paredes et al. D23/293.1
- D486,895 S * 2/2004 Brooks D23/308

1 Claim, 7 Drawing Sheets






FIG. 1




FIG. 2




FIG. 3




FIG. 4




FIG. 5




FIG.6

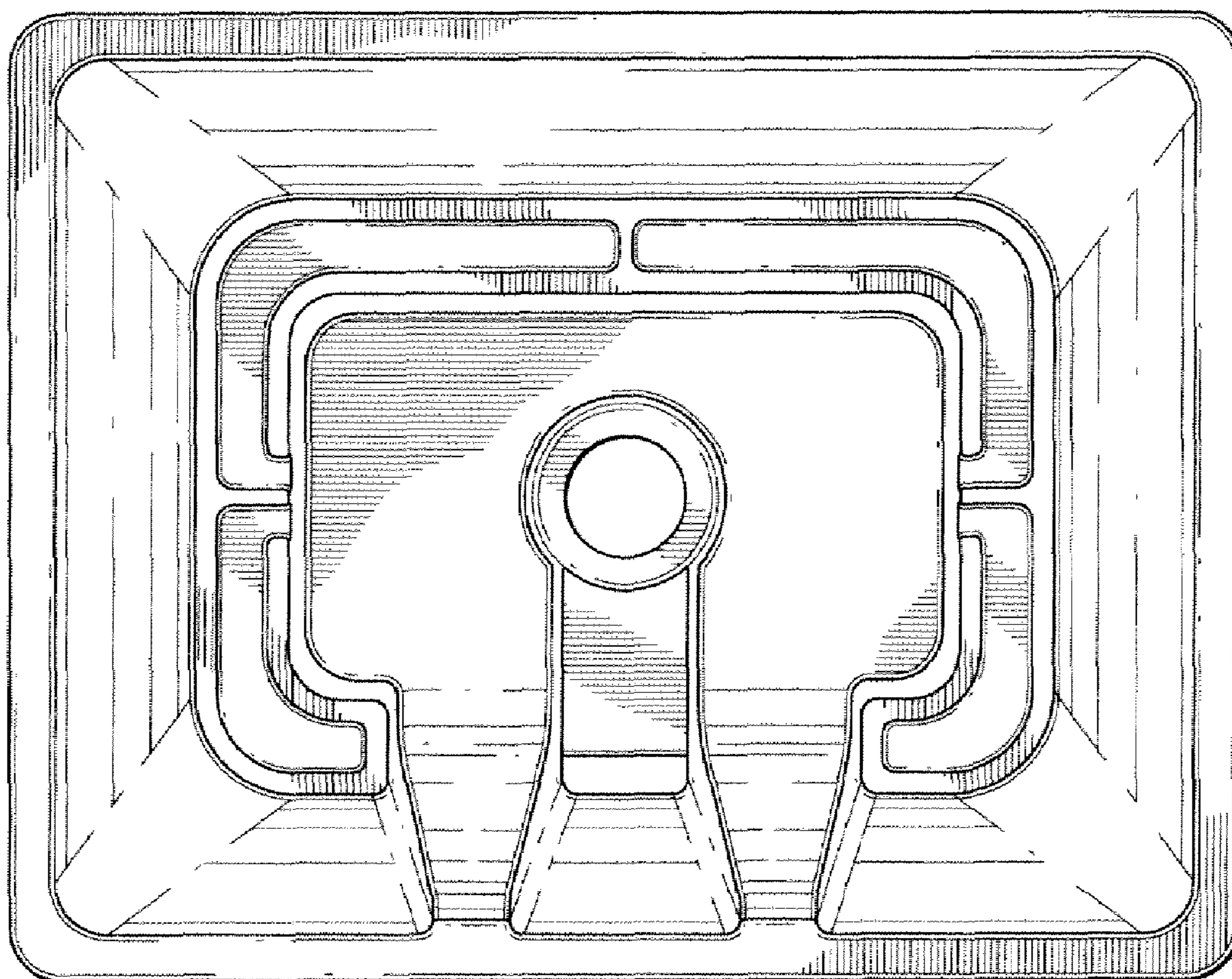


FIG. 7