



US00D562940S

(12) **United States Design Patent** (10) **Patent No.:** **US D562,940 S**
Harpham et al. (45) **Date of Patent:** **** *Feb. 26, 2008**

(54) **HANDLE**

(75) Inventors: **R. Reade Harpham**, Columbus, OH (US); **Jeffrey R. Held**, Columbus, OH (US); **Robert E. Mora**, Worthington, OH (US)

(73) Assignee: **Battelle Memorial Institute**, Columbus, OH (US)

(*) Notice: This patent is subject to a terminal disclaimer.

(**) Term: **14 Years**

(21) Appl. No.: **29/261,411**

(22) Filed: **Jun. 14, 2006**

(51) **LOC (8) Cl.** **23-01**

(52) **U.S. Cl.** **D23/223**

(58) **Field of Classification Search** D23/213, D23/223, 226; 238/525-526; D8/14.1, 107
See application file for complete search history.

(56) **References Cited**

U.S. PATENT DOCUMENTS

4,476,515 A	10/1984	Coffee	
4,561,037 A	12/1985	MacLaine et al.	
D319,296 S *	8/1991	Heren D23/223
5,121,884 A	6/1992	Noakes	
5,292,067 A	3/1994	Jeffries et al.	

(Continued)

FOREIGN PATENT DOCUMENTS

EP	0 120 633	10/1984
GB	2 128 900 A	5/1984
GB	2 153 260 A	8/1985
GB	2 197 225 A	5/1988

WO WO 96/10459 4/1996
WO WO 02/055211 A1 7/2002

Primary Examiner—Robin V. Webster

(74) *Attorney, Agent, or Firm*—C. Michael Gegenheimer

(57) **CLAIM**

The ornamental design of a handle, as shown and described.

DESCRIPTION

FIG. 1 is a front top perspective view of a handle according to an embodiment of the present design, shown connected to a dispenser of flowable material;

FIG. 2 is a right side view of the handle with a hanging ring unextended;

FIG. 3 is a left side view of the handle with the hanging ring unextended;

FIG. 4 is a top view of the handle with the hanging ring unextended;

FIG. 5 is a bottom view of the handle with the hanging ring unextended;

FIG. 6 is a rear view of the handle with the hanging ring unextended;

FIG. 7 is a front view of the handle with the hanging ring unextended;

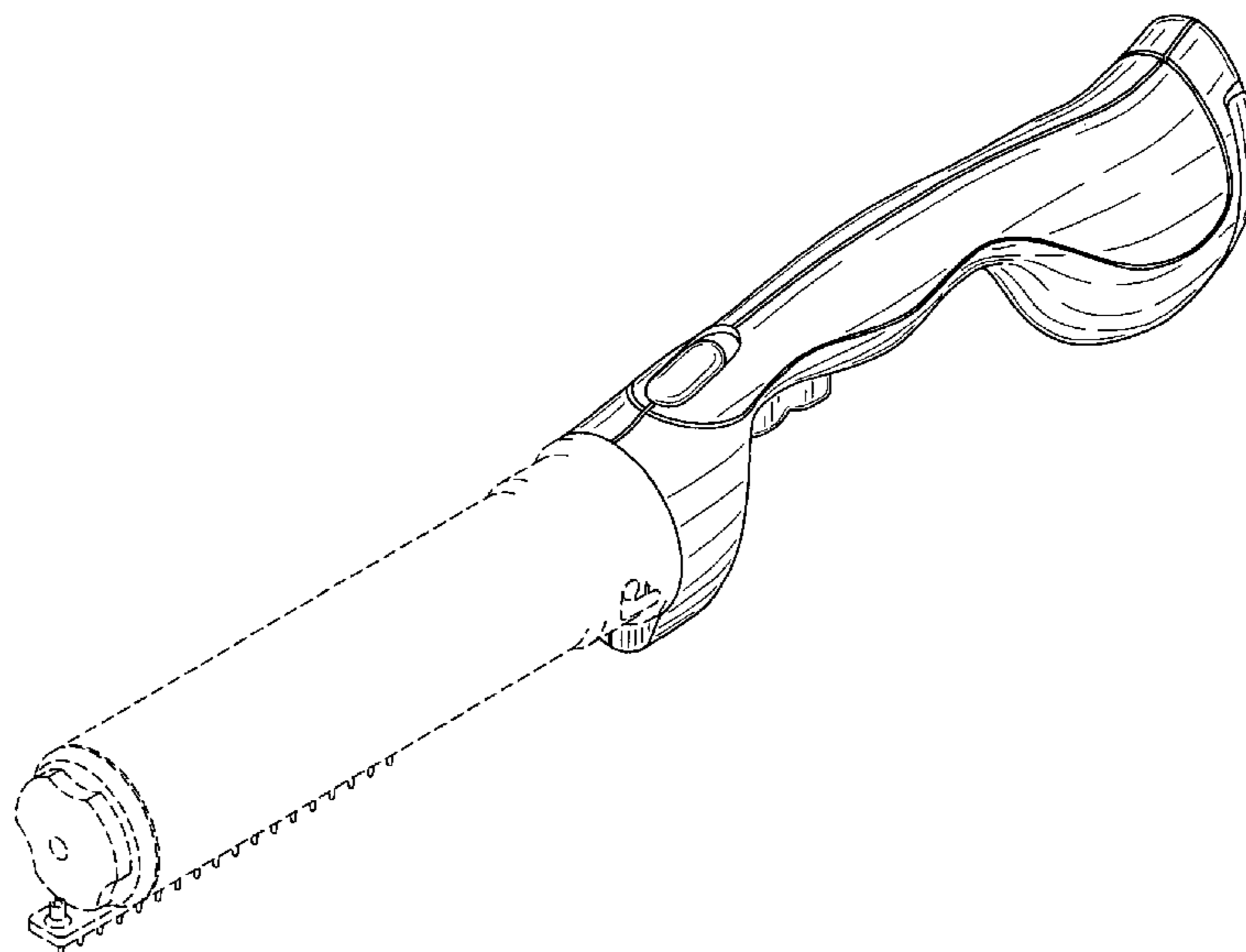
FIG. 8 is a top perspective view of the handle with the hanging ring extended;

FIG. 9 is a rear bottom perspective view of the handle with the hanging ring extended; and,

FIG. 10 is a front view of the handle with the hanging ring extended and the dispenser removed.

The broken lines showing the dispenser in FIGS. 1 through 5, 7 through 10 are for illustrative purposes only and form no part of the claimed design.

1 Claim, 6 Drawing Sheets



US D562,940 S

Page 2

U.S. PATENT DOCUMENTS

5,520,658	A	5/1996	Holm				
D387,849	S	* 12/1997	Wang	D23/223		
D390,914	S	* 2/1998	Wang	D23/223		
5,932,011	A	8/1999	Noakes et al.				
D414,843	S	* 10/1999	Kuo	D23/223		
6,311,903	B1	11/2001	Gaw et al.				
6,318,647	B1	11/2001	Gaw et al.				
6,334,449	B1	1/2002	Burrowes et al.				
6,397,838	B1	6/2002	Zimlich, Jr. et al.				
6,595,208	B1	7/2003	Coffee et al.				
6,684,879	B1	2/2004	Coffee et al.				
D498,515	S	* 11/2004	Wilson	D23/223		

* cited by examiner

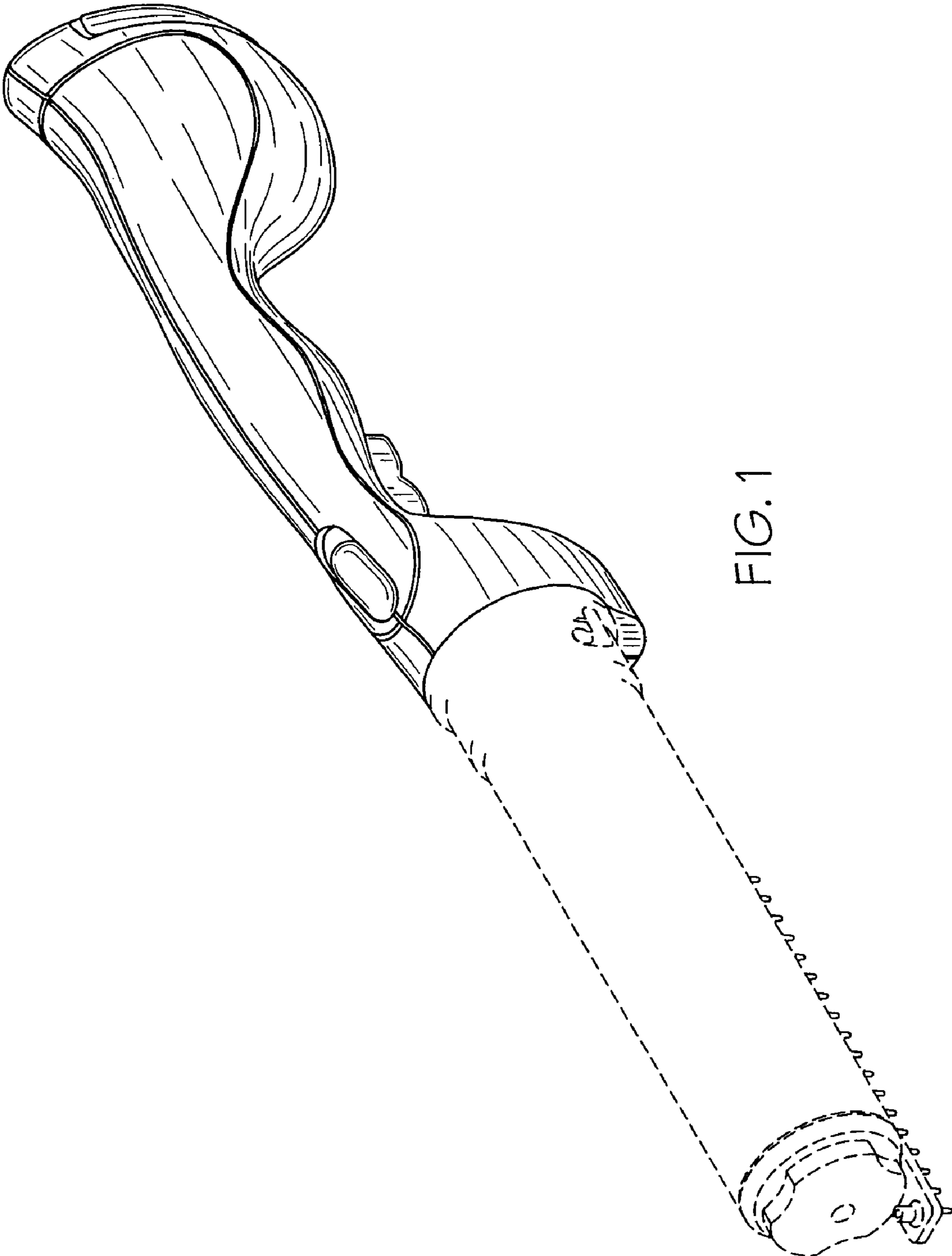


FIG. 1

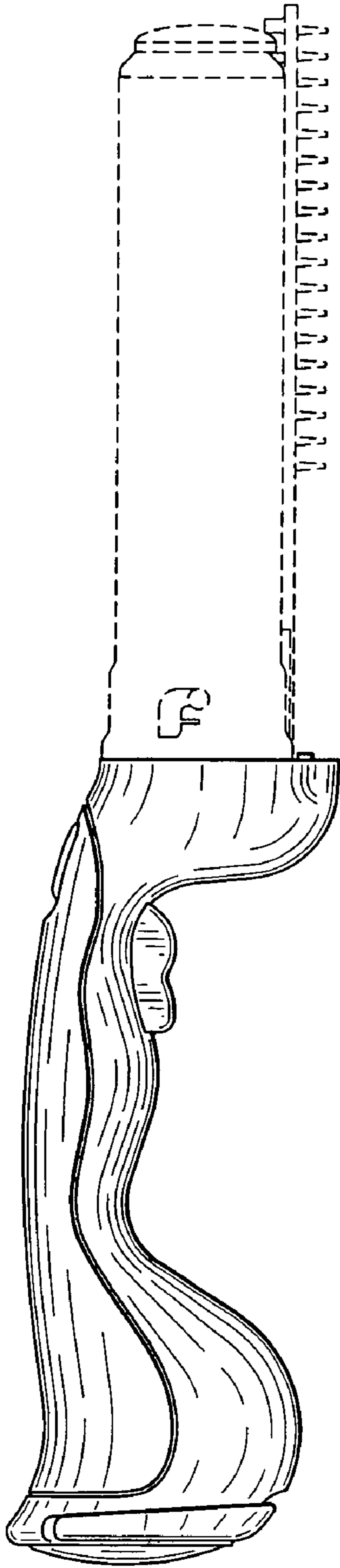


FIG. 2

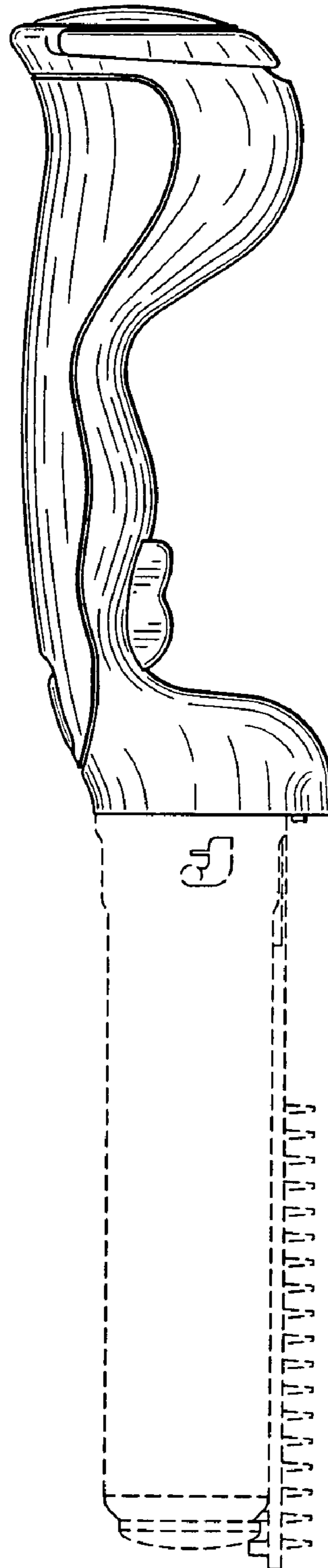


FIG. 3

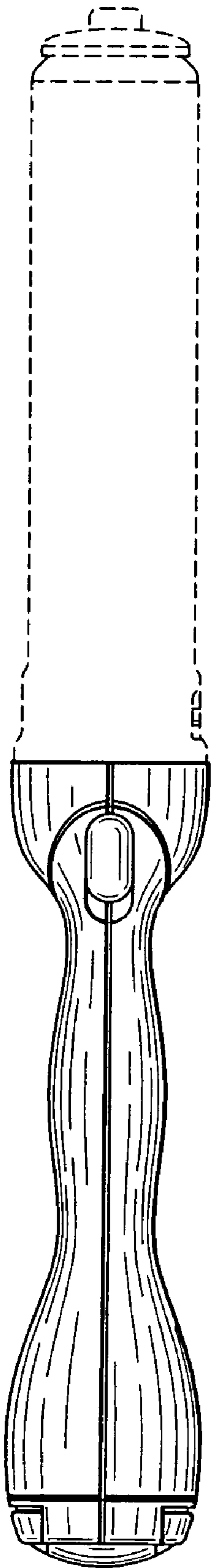


FIG. 4

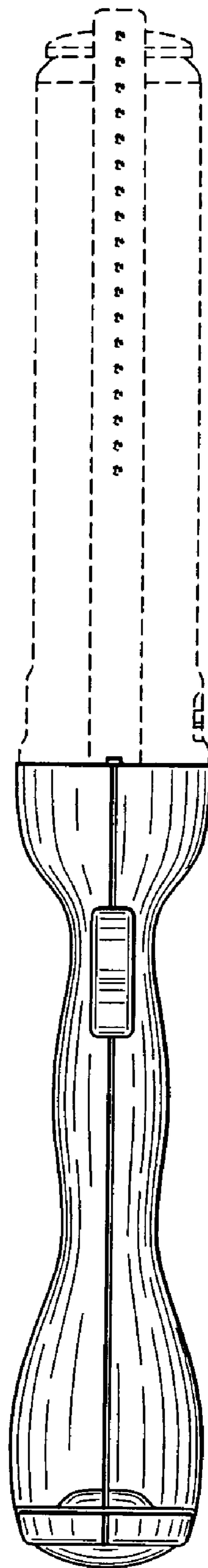


FIG. 5

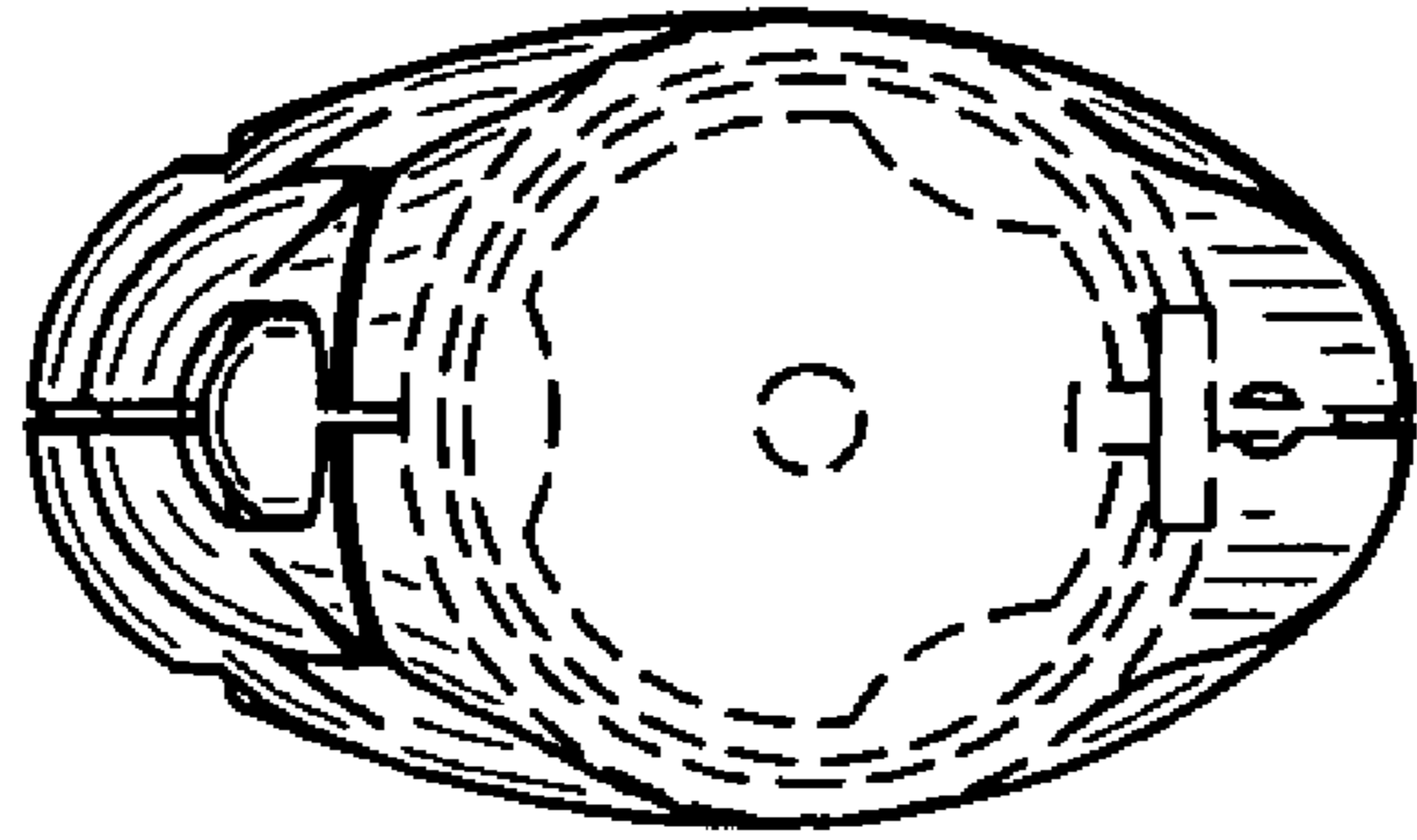


FIG. 7

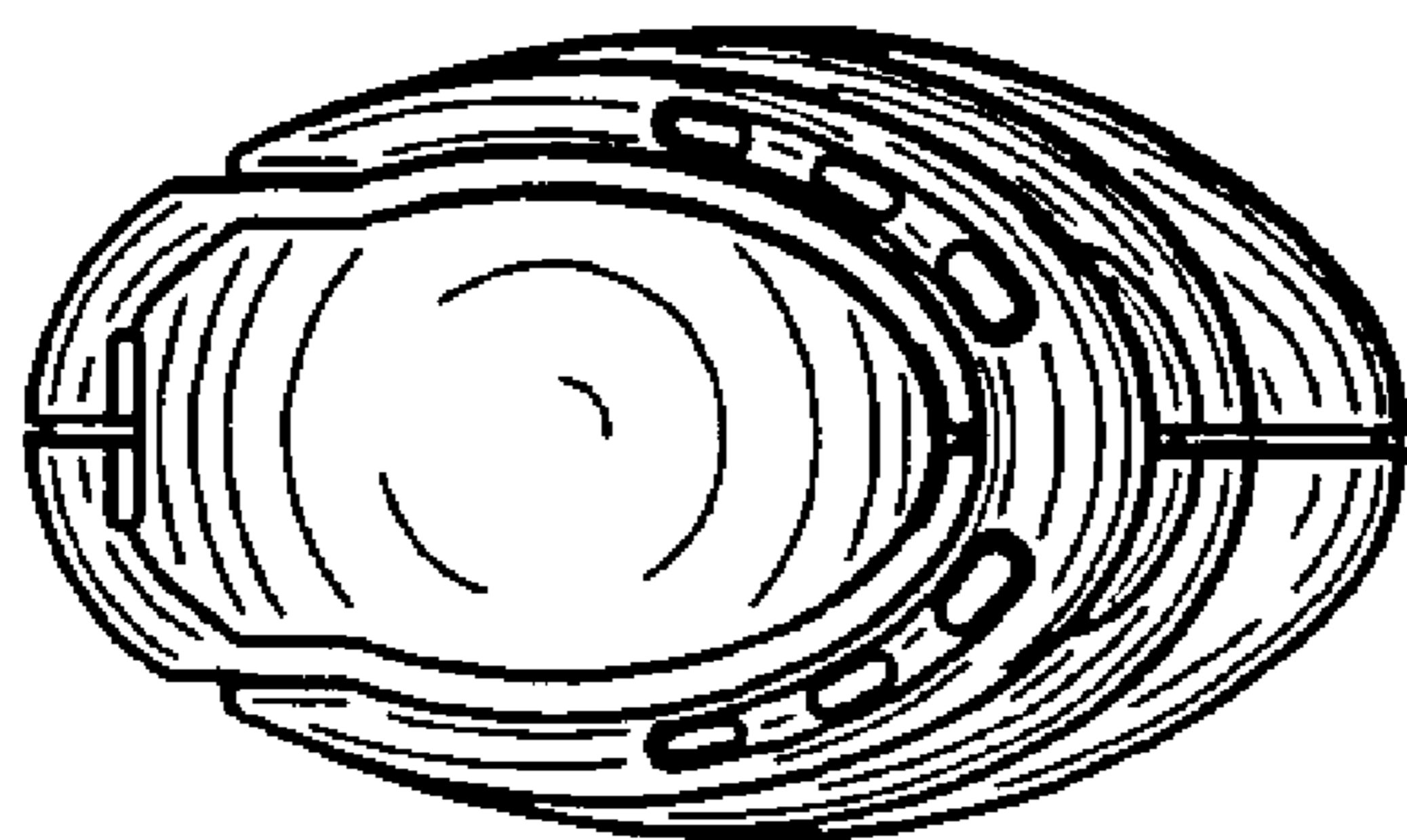


FIG. 6

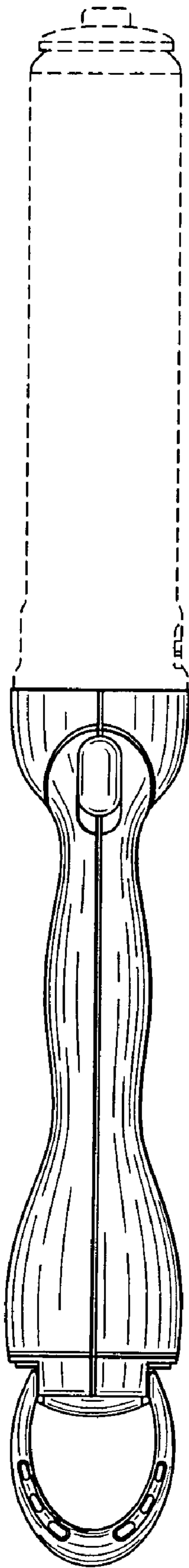


FIG. 8

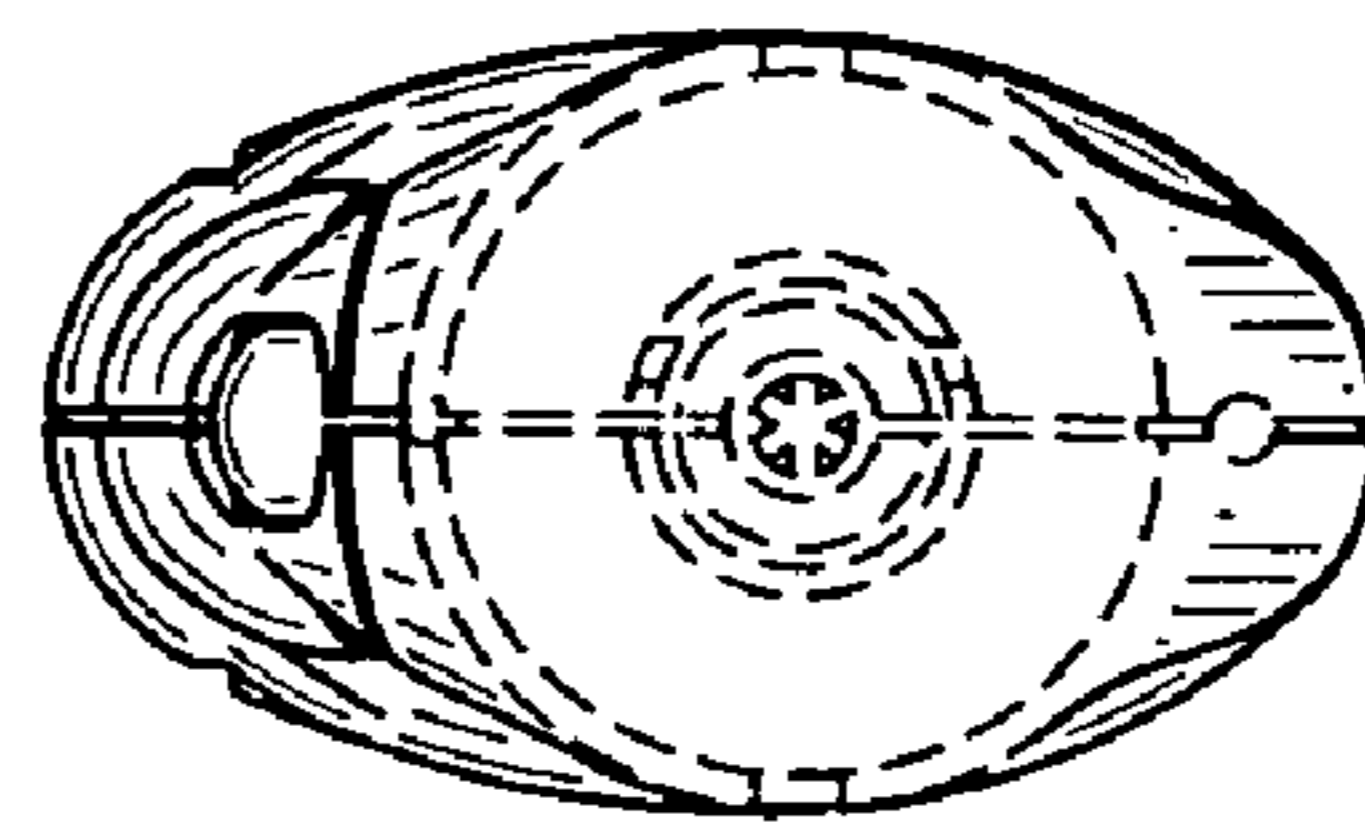


FIG. 10

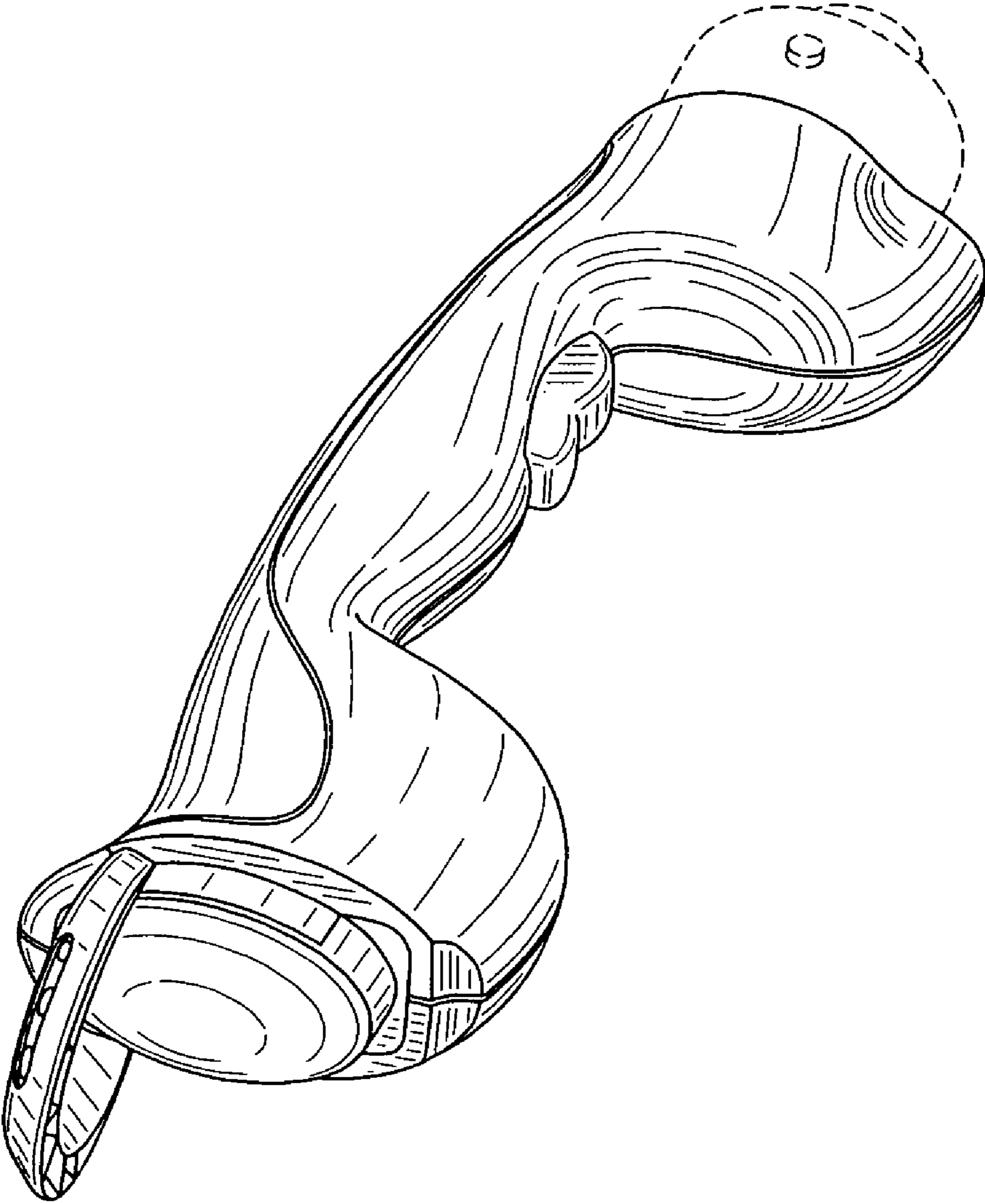


FIG. 9

UNITED STATES PATENT AND TRADEMARK OFFICE
CERTIFICATE OF CORRECTION

PATENT NO. : Des. 562,940 S
APPLICATION NO. : 29/261411
DATED : February 26, 2008
INVENTOR(S) : R. Reade Harpham, Jeffrey R. Held and Robert E. Mora

Page 1 of 1

It is certified that error appears in the above-identified patent and that said Letters Patent is hereby corrected as shown below:

Cover Page, item (22), "Jun. 14, 2006" should read --Jun. 13, 2006--.

Signed and Sealed this

Twenty-eighth Day of July, 2009



JOHN DOLL
Acting Director of the United States Patent and Trademark Office