

US00D562932S

(12) **United States Design Patent**
Taylor

(10) **Patent No.:** **US D562,932 S**

(45) **Date of Patent:** **** Feb. 26, 2008**

(54) **HANDLE**

D496,425 S * 9/2004 Carter, III D22/118
D548,814 S * 8/2007 Fuller D22/118

(75) Inventor: **Stewart A. Taylor**, Kingsport, TN (US)

* cited by examiner

(73) Assignee: **Taylor Brands, LLC**, Kingsport, TN (US)

Primary Examiner—Catherine R. Oliver
(74) *Attorney, Agent, or Firm*—Luedeka, Neely & Graham, PC

(**) Term: **14 Years**

(21) Appl. No.: **29/248,759**

(57) **CLAIM**

(22) Filed: **Aug. 31, 2006**

The ornamental design for a handle, as shown.

(51) **LOC (8) Cl.** **22-02**

(52) **U.S. Cl.** **D22/118**

(58) **Field of Classification Search** D22/117–120;
30/151–154, 160, 355, 342, 294, 314, 320,
30/340, 251, 294.4, 297–298; D8/95–99,
D8/300–305

See application file for complete search history.

DESCRIPTION

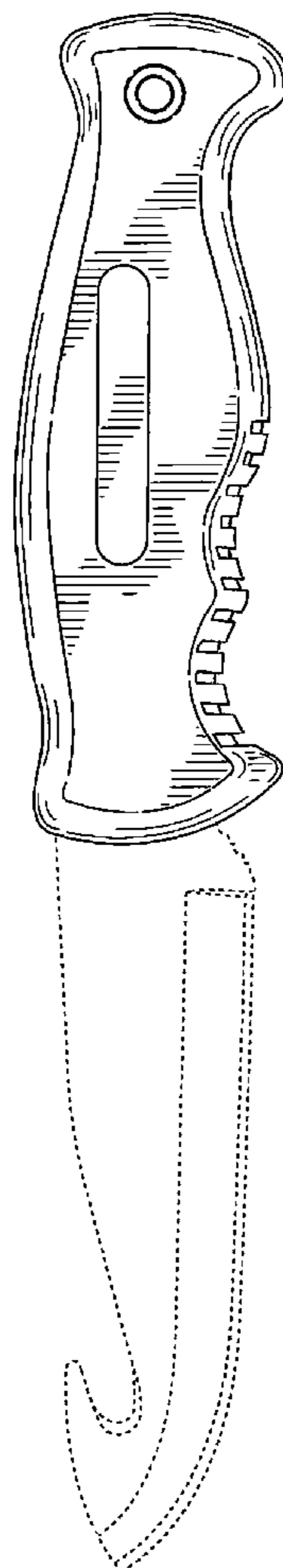
FIG. 1 is a perspective view of the handle of my new design;
FIG. 2 is a left side view of the handle of my new design;
FIG. 3 is a top plan view of the handle of my new design;
FIG. 4 is a right side view of the handle of my new design;
FIG. 5 is a bottom plan view of the handle of my new design;
FIG. 6 is a front end view of the handle of my new design;
and,
FIG. 7 is a rear end view of the handle of my new design.

(56) **References Cited**

U.S. PATENT DOCUMENTS

D383,049 S * 9/1997 Concari et al. D8/303
D486,374 S * 2/2004 Knoop D8/99

1 Claim, 4 Drawing Sheets



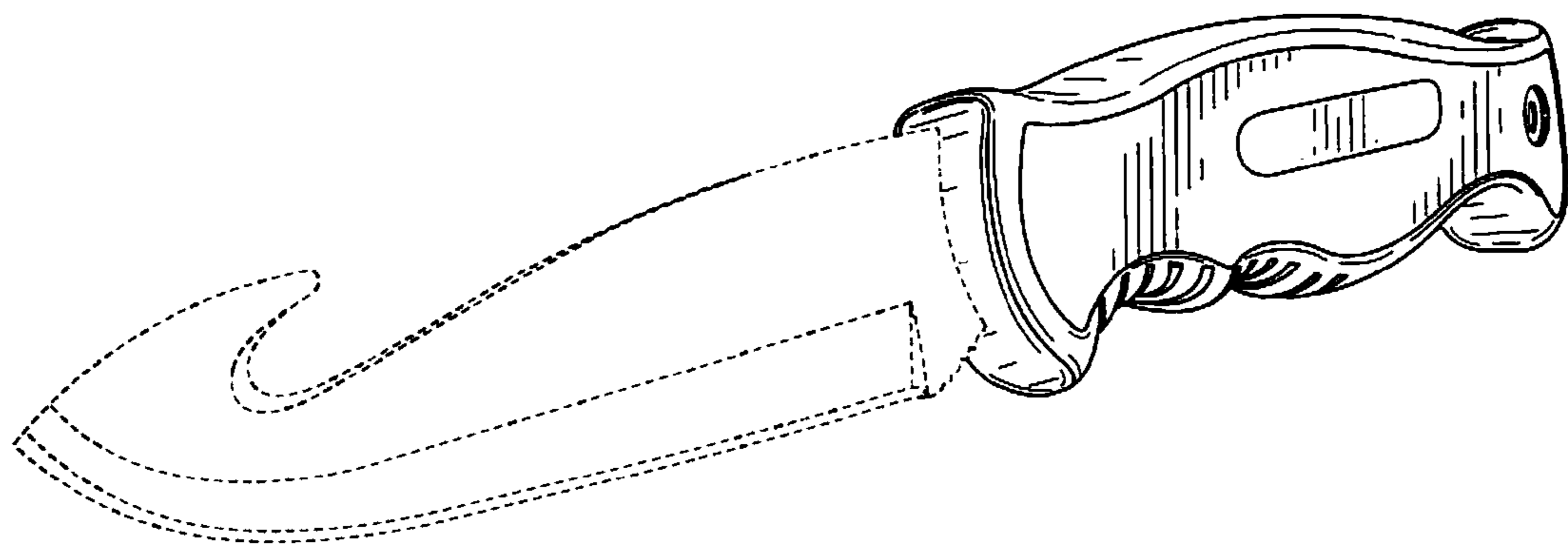


FIG. 1

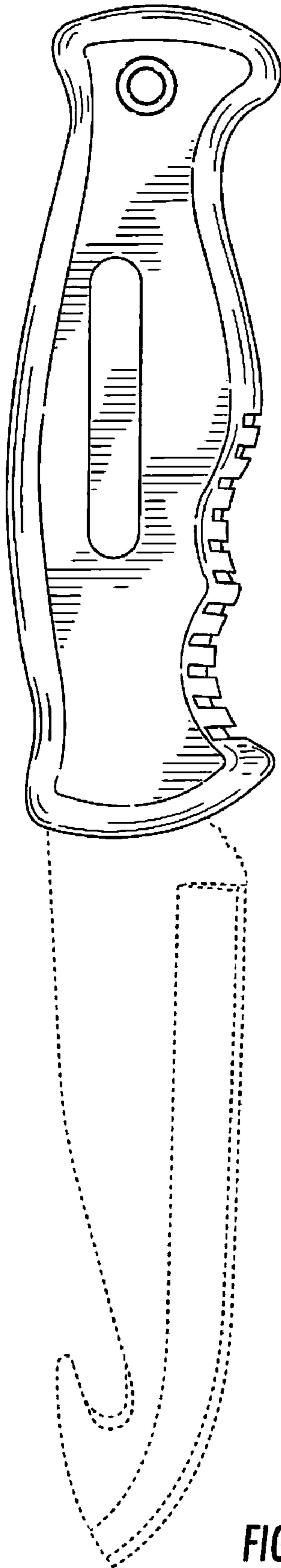


FIG. 2

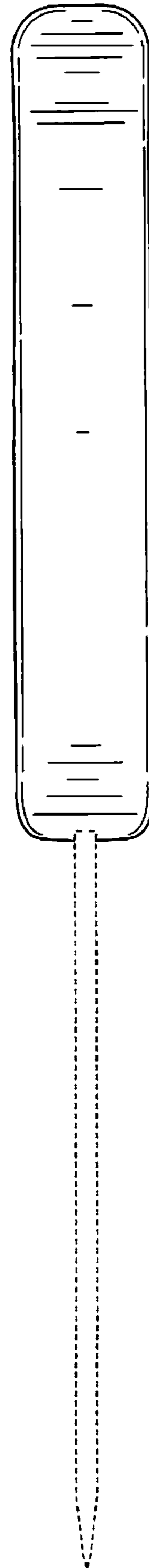


FIG. 3

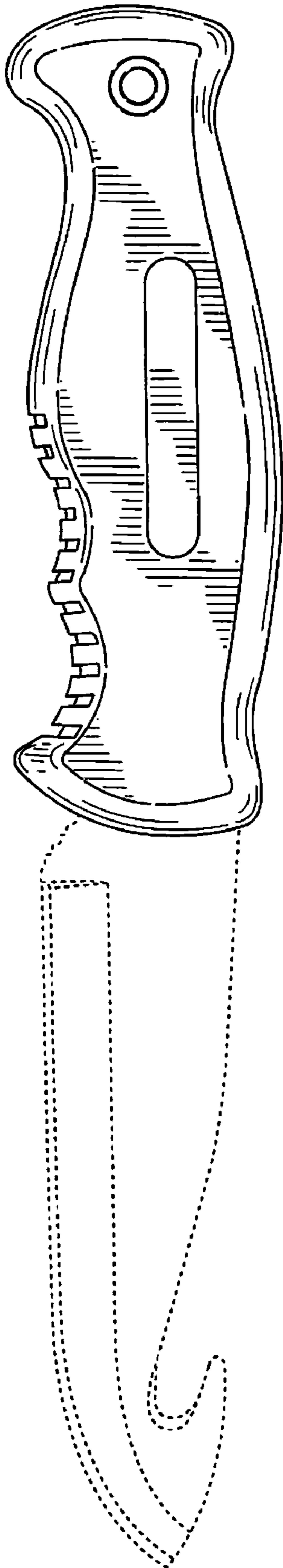


FIG. 4

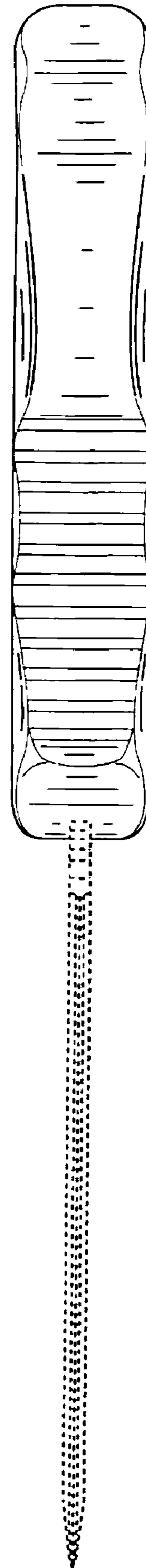


FIG. 5

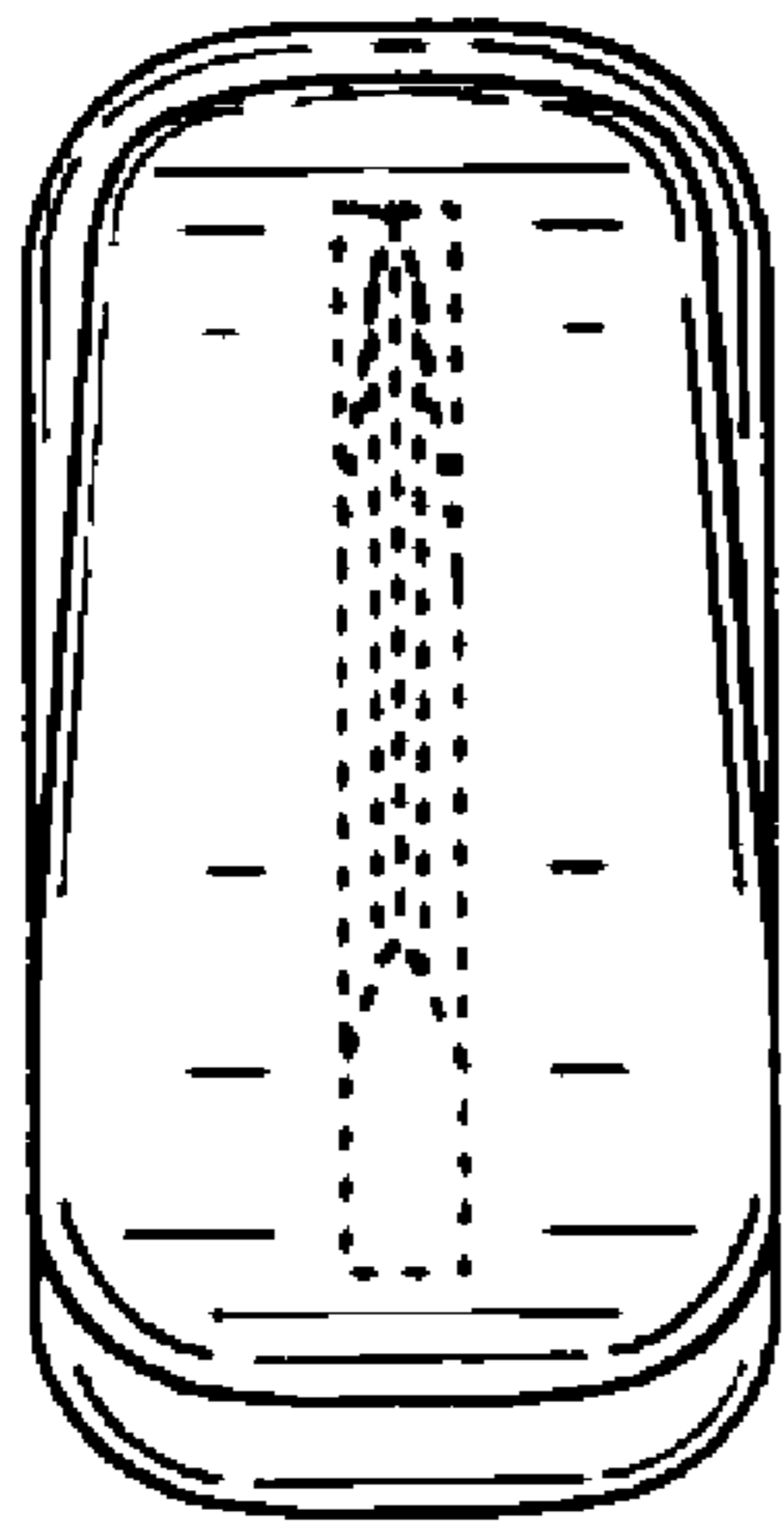


FIG. 6




FIG. 7