

US00D562928S

(12) **United States Design Patent**
Burns et al.

(10) **Patent No.:** **US D562,928 S**

(45) **Date of Patent:** **** Feb. 26, 2008**

(54) **GOLF BALL SLEEVE**

D407,772 S * 4/1999 Evans D21/789
D424,124 S * 5/2000 Diaz D3/221
D440,040 S * 4/2001 Cantasano D3/221

(75) Inventors: **Karl F. Burns**, San Clemente, CA
(US); **Catherine Batista**, Del Mar, CA
(US)

* cited by examiner

(73) Assignee: **Callaway Golf Company**, Carlsbad,
CA (US)

Primary Examiner—Mitchell Siegel
(74) *Attorney, Agent, or Firm*—Michael A. Catania; Elaine
H. Lo

(**) Term: **14 Years**

(57) **CLAIM**

(21) Appl. No.: **29/276,731**

The ornamental design of a golf ball sleeve.

(22) Filed: **Feb. 2, 2007**

DESCRIPTION

(51) **LOC (8) Cl.** **21-02**

FIG. 1 is a top perspective view of a golf ball sleeve claimed herein;

(52) **U.S. Cl.** **D21/789**; D3/221

FIG. 2 is a front view thereof;

(58) **Field of Classification Search** D21/789,
D21/796; D3/221, 257; D9/702-713; 15/21.2,
15/140.94, 160, 210.1; 206/315.9, 315.5

FIG. 3 is a back view thereof;

See application file for complete search history.

FIG. 4 is a bottom plan view thereof;

(56) **References Cited**

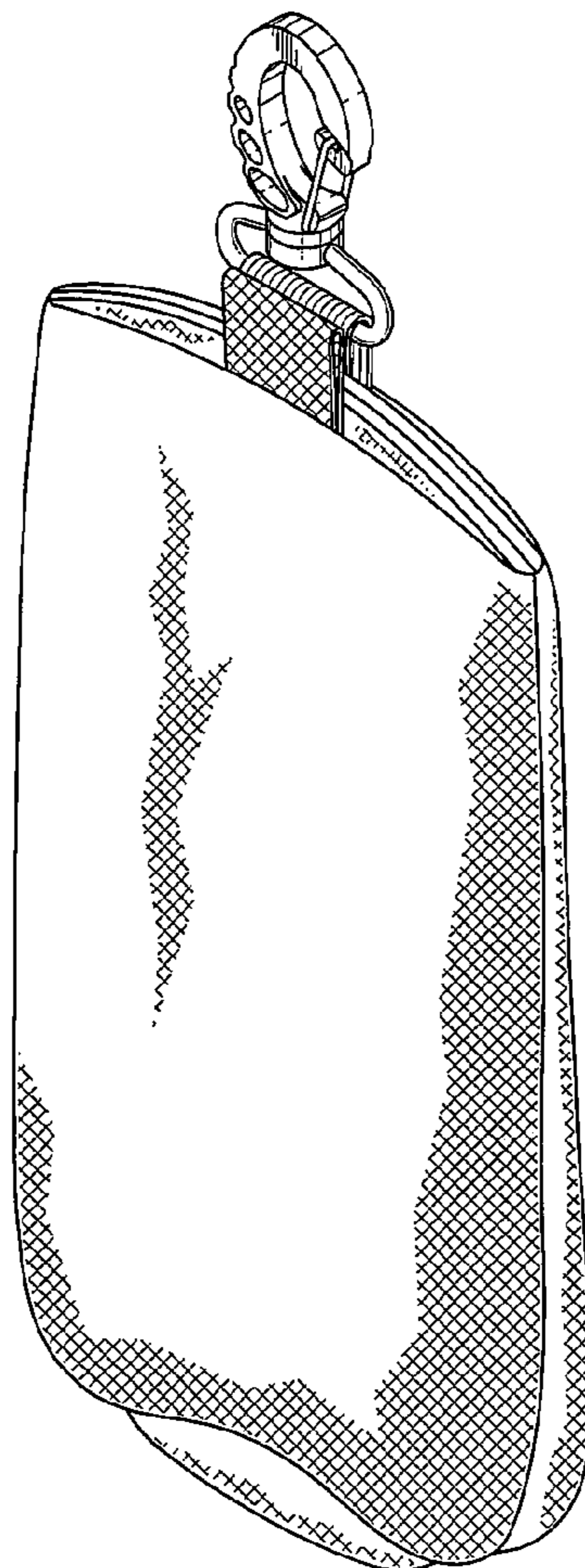
FIG. 5 is a right side view of FIG. 2; and,

U.S. PATENT DOCUMENTS

FIG. 6 is a left side view of FIG. 2 thereof.

3,806,983 A * 4/1974 Cunningham et al. 15/160

1 Claim, 3 Drawing Sheets



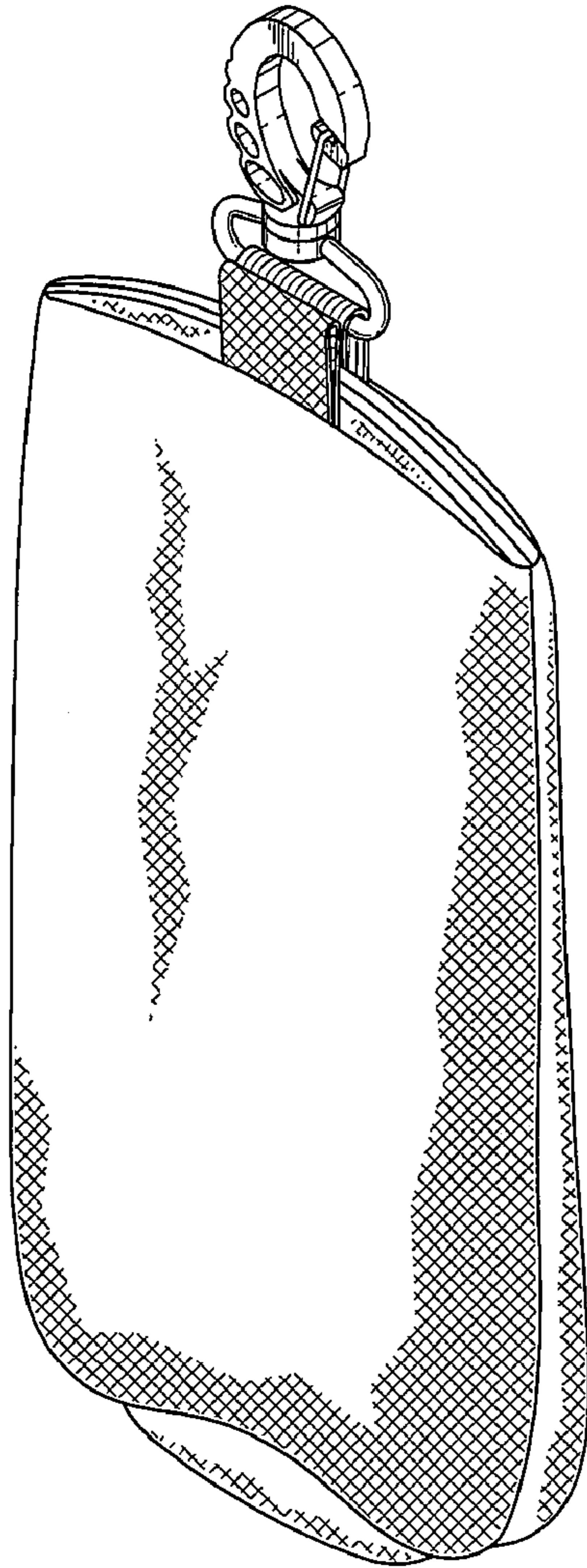


FIG. 1




FIG. 2




FIG. 3




FIG. 4

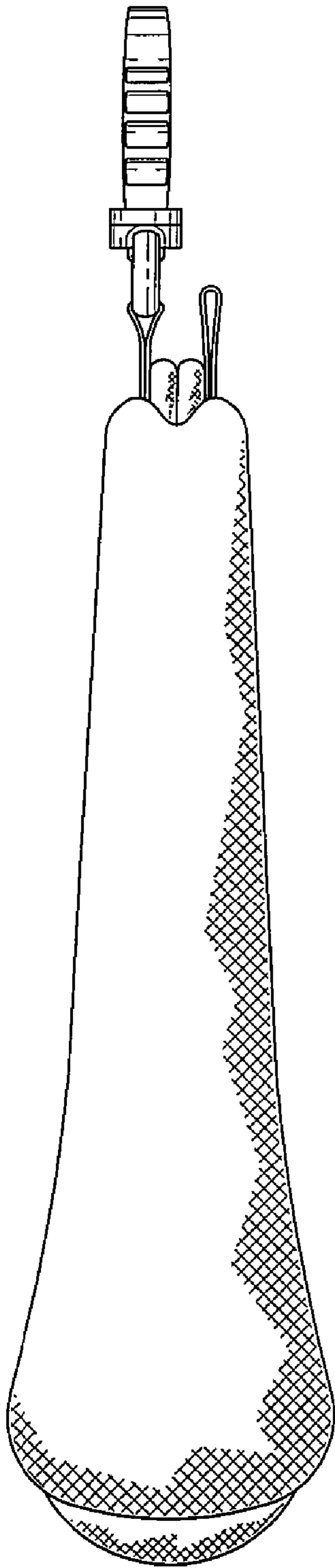


FIG. 5

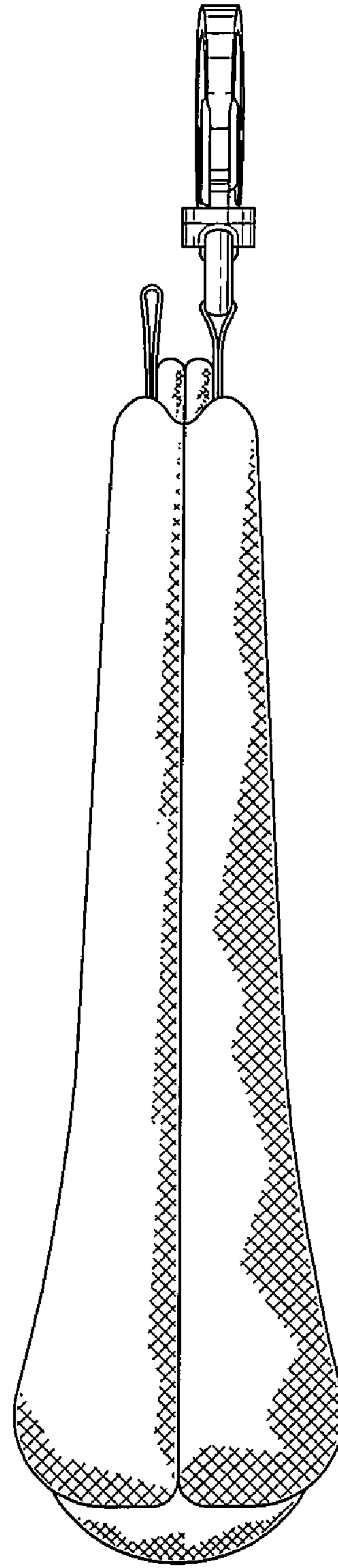


FIG. 6