

US00D562925S

(12) **United States Design Patent** (10) **Patent No.:** **US D562,925 S**  
**Schweigert et al.** (45) **Date of Patent:** **\*\* Feb. 26, 2008**

(54) **GOLF IRON HEAD**  
(75) Inventors: **Bradley D. Schweigert**, Anthem, AZ (US); **Michael R. Nicolette**, Scottsdale, AZ (US)  
(73) Assignee: **Karsten Manufacturing Corporation**, Phoenix, AZ (US)  
(\*\*) Term: **14 Years**

D532,849 S 11/2006 Nicolette et al.  
D534,228 S 12/2006 Nicolette et al.  
D534,597 S 1/2007 Nicolette et al.  
D536,759 S 2/2007 Schweigert et al.  
D538,366 S 3/2007 Nicolette et al.  
D539,863 S \* 4/2007 Nunez et al. .... D21/748  
D541,360 S 4/2007 Schweigert et al.  
D549,795 S \* 8/2007 Rollinson .... D21/759  
D550,316 S \* 9/2007 Nagai et al. .... D21/759

(21) Appl. No.: **29/282,630**  
(22) Filed: **Jul. 25, 2007**

**Related U.S. Application Data**

(63) Continuation of application No. 29/279,374, filed on Apr. 27, 2007.

(51) **LOC (8) Cl.** ..... **21-02**  
(52) **U.S. Cl.** ..... **D21/759**  
(58) **Field of Classification Search** ..... D21/747-751, D21/759; 473/324-331, 350  
See application file for complete search history.

(56) **References Cited**

**U.S. PATENT DOCUMENTS**

D435,277 S \* 12/2000 Erickson et al. .... D21/747  
6,210,290 B1 \* 4/2001 Erickson et al. .... 473/345  
D453,949 S \* 2/2002 Helmstetter et al. .... D21/747  
D480,440 S \* 10/2003 Rollinson et al. .... D21/749  
D494,648 S 8/2004 Schweigert et al.  
D500,350 S 12/2004 Schweigert et al.  
D500,351 S 12/2004 Schweigert et al.  
D502,237 S 2/2005 Schweigert et al.  
D502,975 S 3/2005 Schweigert et al.  
D504,925 S 5/2005 Schweigert et al.  
D505,171 S 5/2005 Schweigert et al.  
D507,614 S 7/2005 Schweigert et al.  
D508,099 S 8/2005 Schweigert et al.  
D514,183 S 1/2006 Schweigert et al.  
D517,625 S 3/2006 Sanchez et al.  
D526,375 S \* 8/2006 Kawami ..... D21/759  
D530,759 S 10/2006 Nicolette et al.  
D530,760 S 10/2006 Schweigert et al.

**OTHER PUBLICATIONS**

Bradley D. Schweigert, et al., "Golf Iron Head," U.S. Appl. No. 29/279,374, filed Apr. 27, 2007.  
Michael R. Nicolette, et al., "Golf Iron Head," U.S. Appl. No. 29/280,468, filed May 29, 2007.

(Continued)

*Primary Examiner*—Mitchell Siegel

(57) **CLAIM**

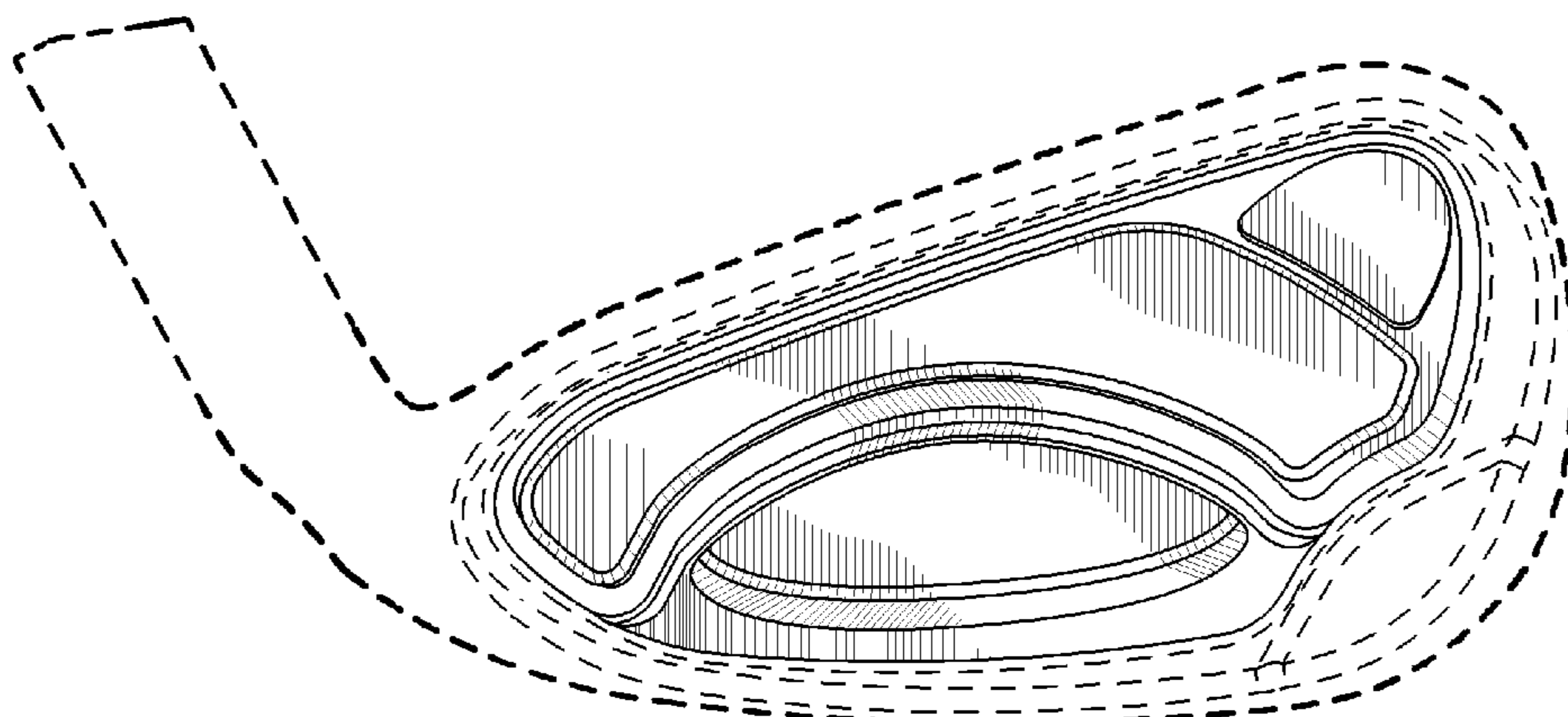
The ornamental design for a golf iron head, as shown and described.

**DESCRIPTION**

FIG. 1 is an elevational view of the rear of a golf iron head; FIG. 2 is an inverted perspective view of the golf iron head of FIG. 1; FIG. 3 is an elevational view of a second embodiment of the rear of a golf iron head; FIG. 4 is an inverted perspective view of the golf iron head of FIG. 3; FIG. 5 is an elevational view of a third embodiment of the rear of a golf iron head; and, FIG. 6 is an inverted perspective view of the golf iron head of FIG. 5.

The broken lines shown in FIGS. 1, 2, 3, 4, 5, and 6 are for illustrative purposes only and form no part of the claimed design.

**1 Claim, 3 Drawing Sheets**



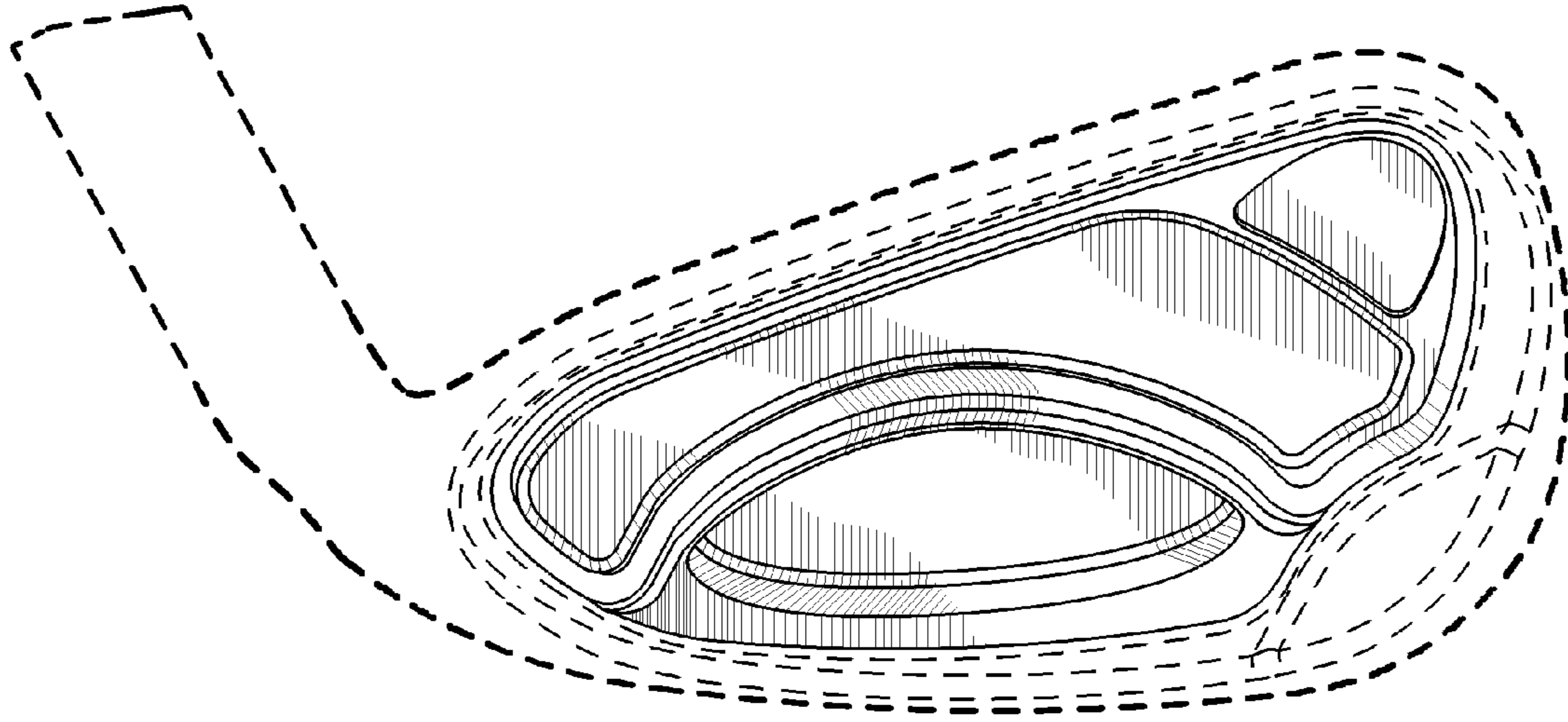
OTHER PUBLICATIONS

Bradley D. Schweigert, et al., "Golf Iron Head," U.S. Appl. No. 29/280,469, filed May 29, 2007.

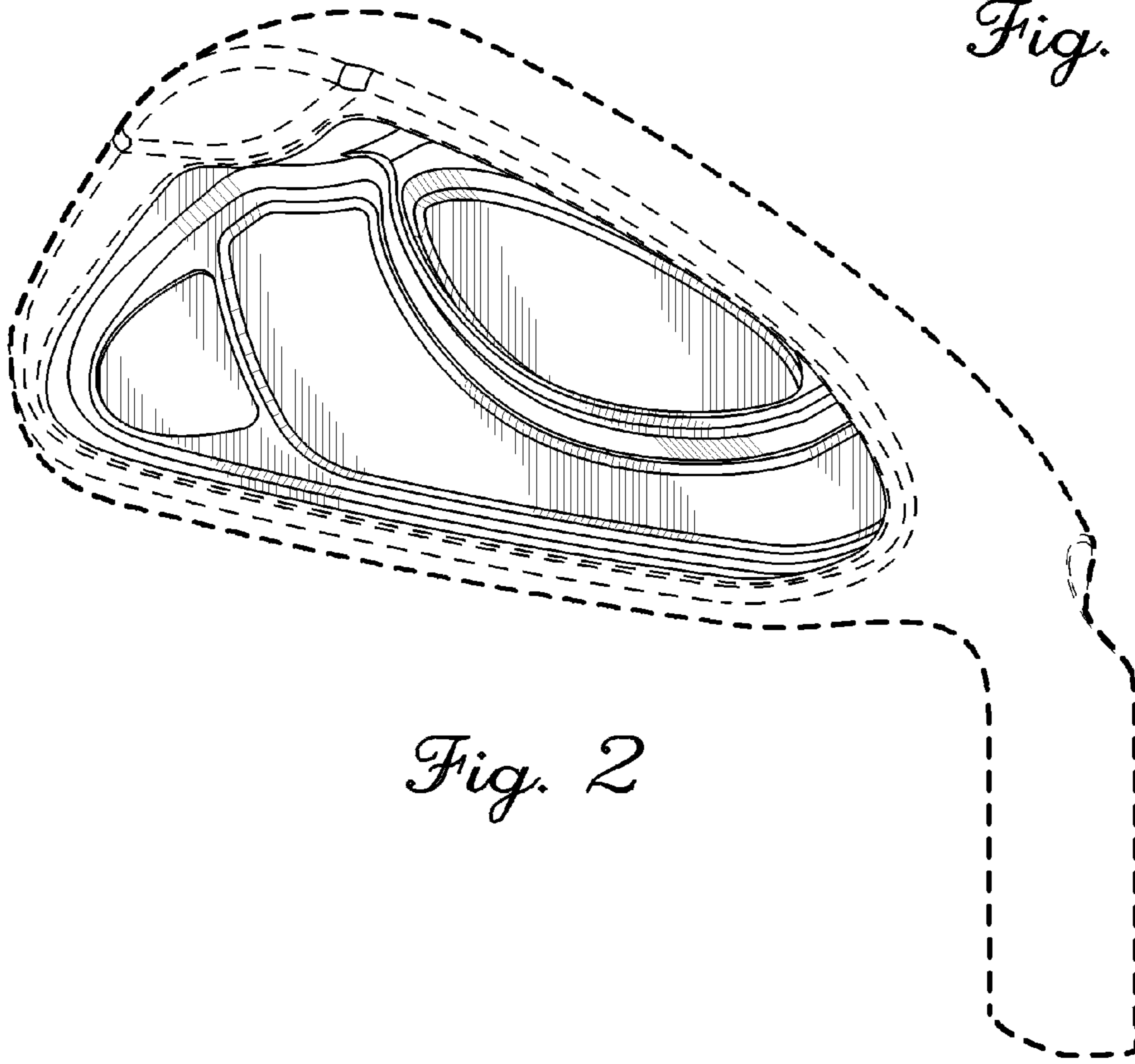
Richard R. Sanchez, et al., "Golf Iron Head," U.S. Appl. No. 29/281,014, filed Jun. 13, 2007.

Bradley D. Schweigert, et al., "Golf Iron Head," U.S. Appl. No. 29/280,473, filed May 29, 2007.

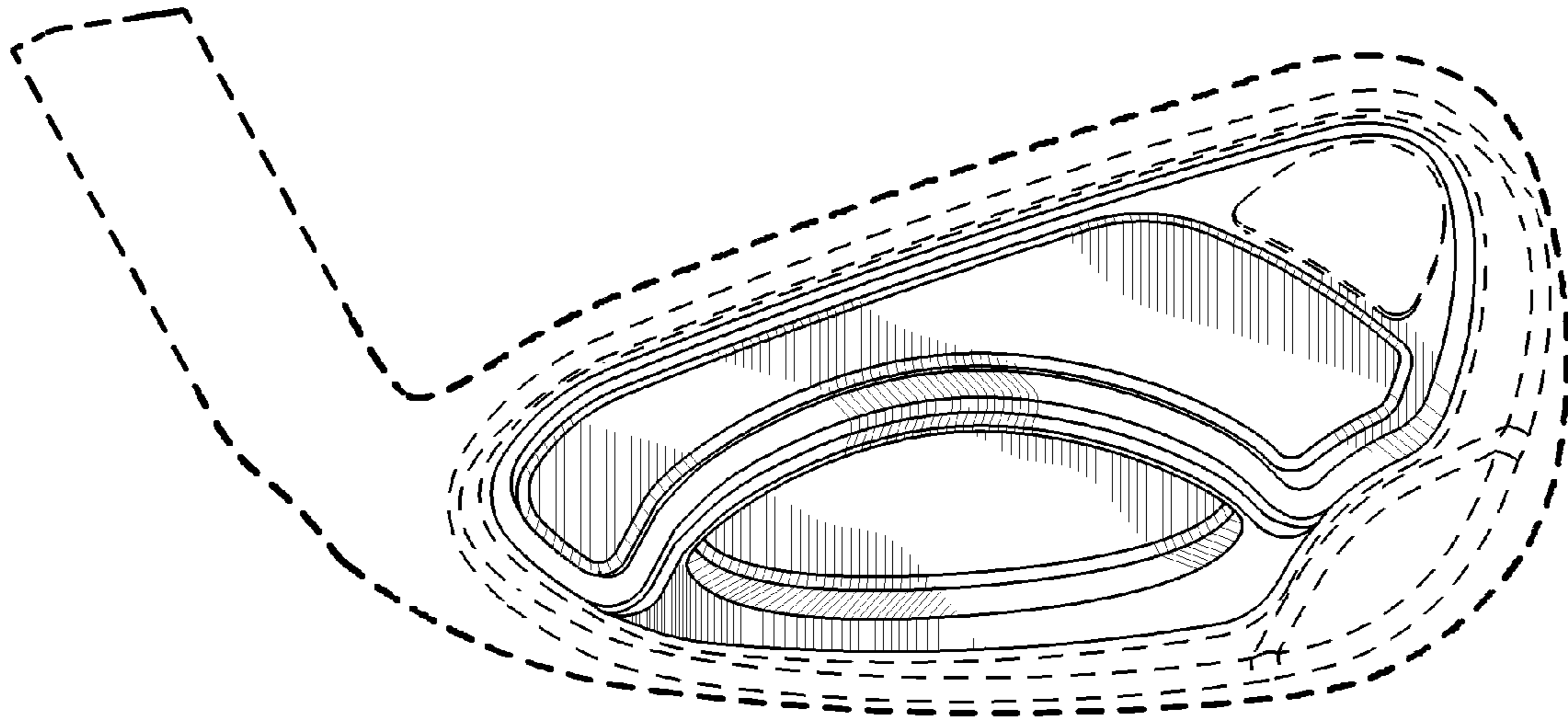
\* cited by examiner



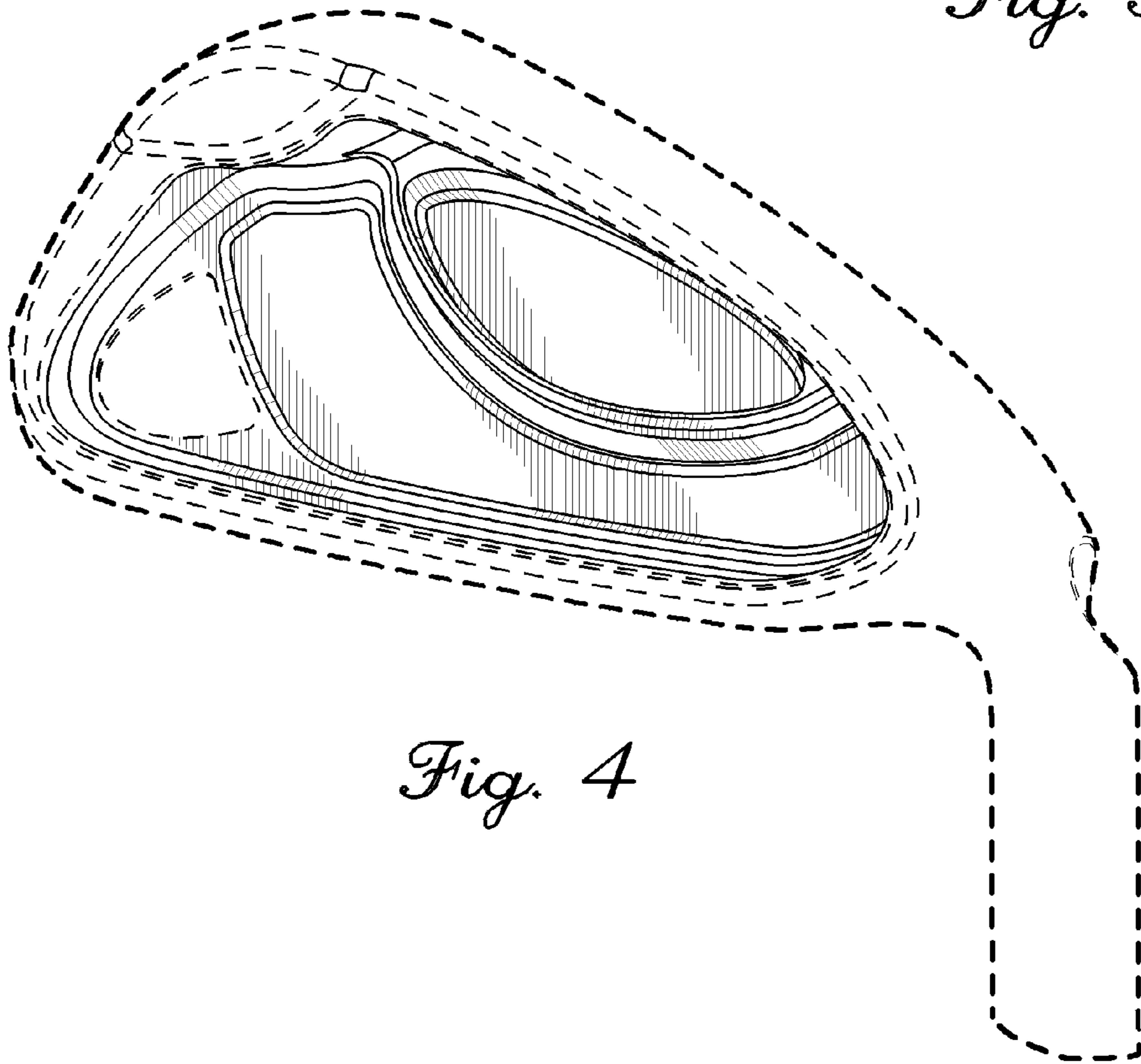
*Fig. 1*



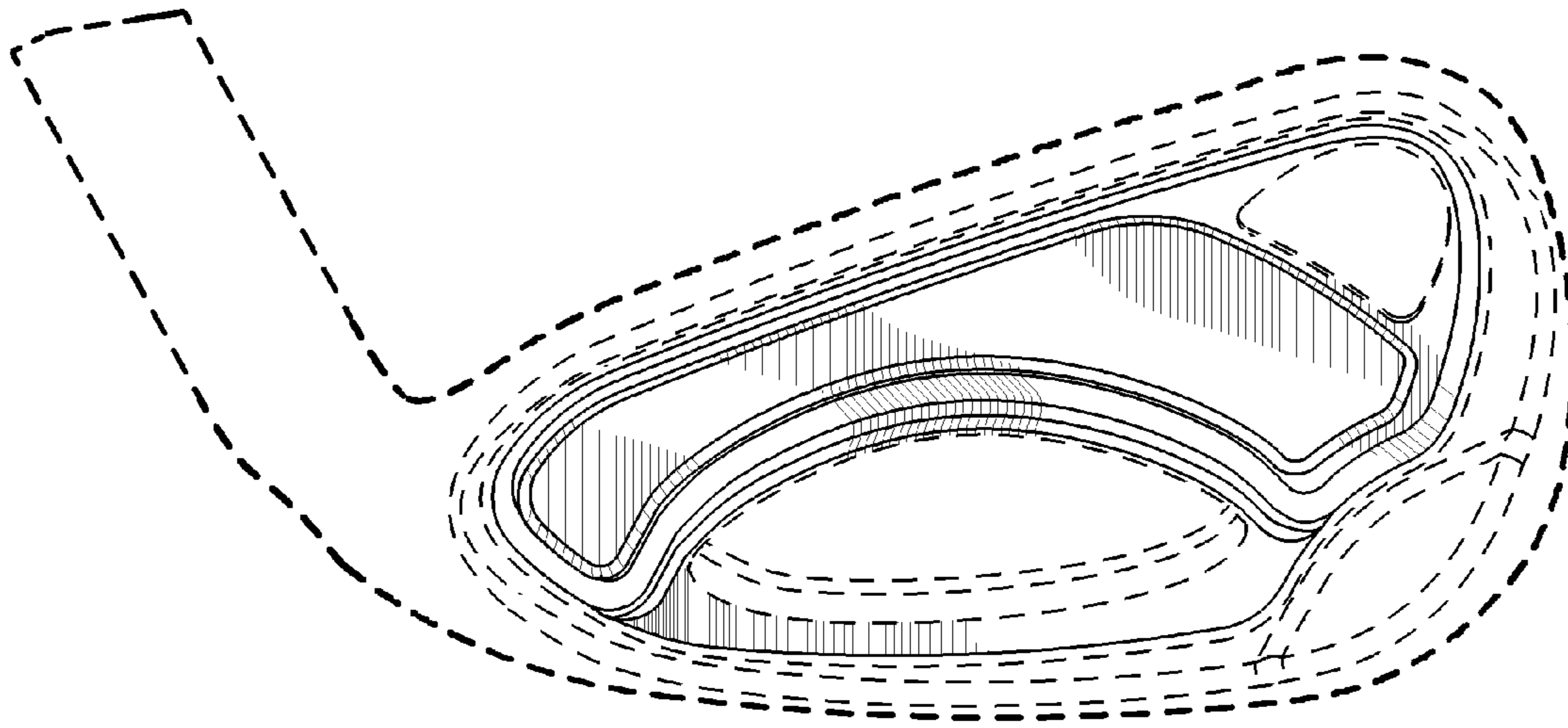
*Fig. 2*



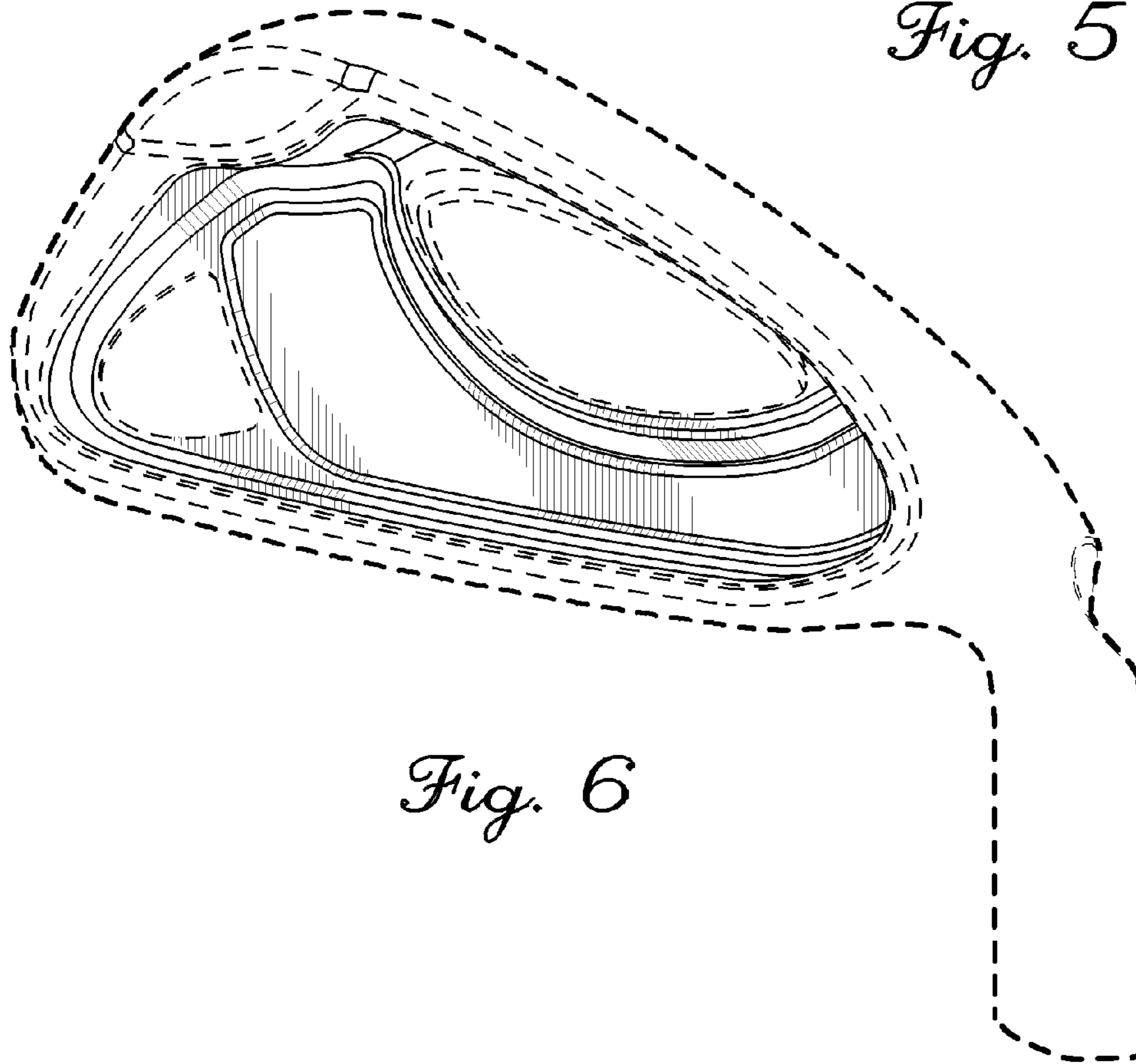
*Fig. 3*



*Fig. 4*



*Fig. 5*



*Fig. 6*