



US00D562924S

(12) **United States Design Patent**
DeVaney et al.

(10) **Patent No.:** **US D562,924 S**
(45) **Date of Patent:** **** Feb. 26, 2008**

(54) **GOLF GRIP**

(75) Inventors: **Charles Walter DeVaney**, Laurinburg, NC (US); **Daniel Koehler**, Pinehurst, NC (US); **Julie Hoyt Savasky**, Austin, TX (US)

(73) Assignee: **Eaton Corporation**, Cleveland, OH (US)

(**) Term: **14 Years**

(21) Appl. No.: **29/271,471**

(22) Filed: **Jan. 19, 2007**

(51) **LOC (8) Cl.** **21-02**

(52) **U.S. Cl.** **D21/756**

(58) **Field of Classification Search** D21/756,
D21/757; 473/300-303

See application file for complete search history.

(56) **References Cited**

U.S. PATENT DOCUMENTS

D391,316 S	*	2/1998	Morris et al.	D21/756
D462,405 S	*	9/2002	Schmitt, Jr.	D21/759
D463,520 S		9/2002	Ulrich	D21/756
D529,563 S	*	10/2006	Rose	D21/756
D534,602 S		1/2007	Norton et al.	D21/756
D534,603 S		1/2007	Norton et al.	D21/756
D534,604 S		1/2007	Norton et al.	D21/756
D534,605 S		1/2007	Norton et al.	D21/756
D534,606 S		1/2007	Norton et al.	D21/756

D534,607 S	1/2007	Norton et al.	D21/756
D534,975 S	1/2007	Norton et al.	D21/756
D536,048 S	1/2007	Chen	D21/756

OTHER PUBLICATIONS

- U.S. Appl. No. 29/265,657, filed Sep. 6, 2006.
- U.S. Appl. No. 29/266,341, filed Sep. 19, 2006.
- U.S. Appl. No. 29/265,644, filed Sep. 6, 2006.
- U.S. Appl. No. 29/271,366, filed Jan. 17, 2007.
- U.S. Appl. No. 29/266,931, filed Oct. 2, 2006.
- U.S. Appl. No. 11/449,108, filed Jun. 8, 2006.

* cited by examiner

Primary Examiner—Mitchell Siegel

(74) *Attorney, Agent, or Firm*—Daniel S. Kalka

(57) **CLAIM**

The ornamental design for a golf grip, as shown and described.

DESCRIPTION

FIG. 1 is an elevated perspective view of the golf grip;

FIG. 2 is a front view;

FIG. 3 is a rear view;

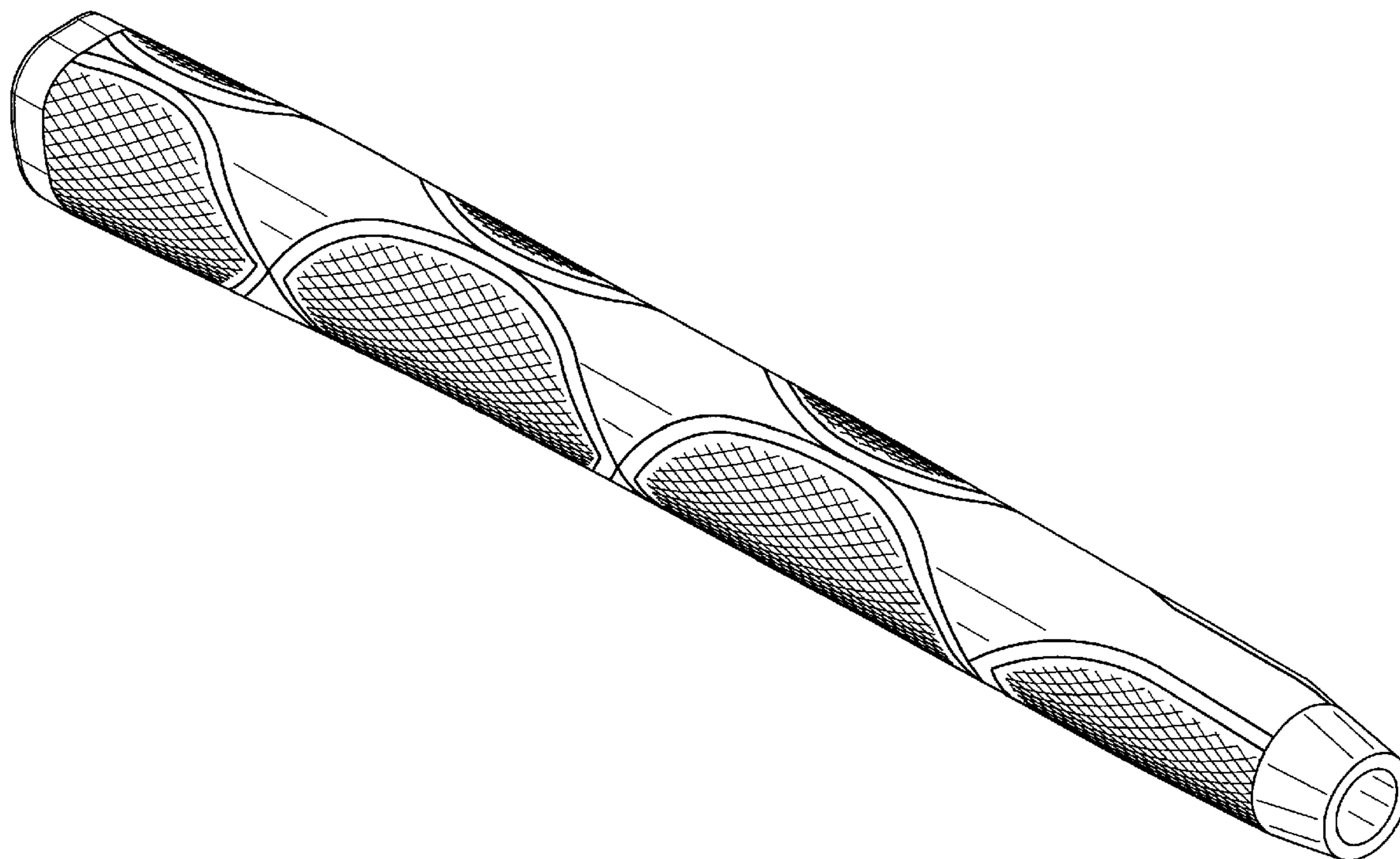
FIG. 4 is a right side view;

FIG. 5 is a left side view;

FIG. 6 is a top view; and,

FIG. 7 is a bottom view.

1 Claim, 3 Drawing Sheets



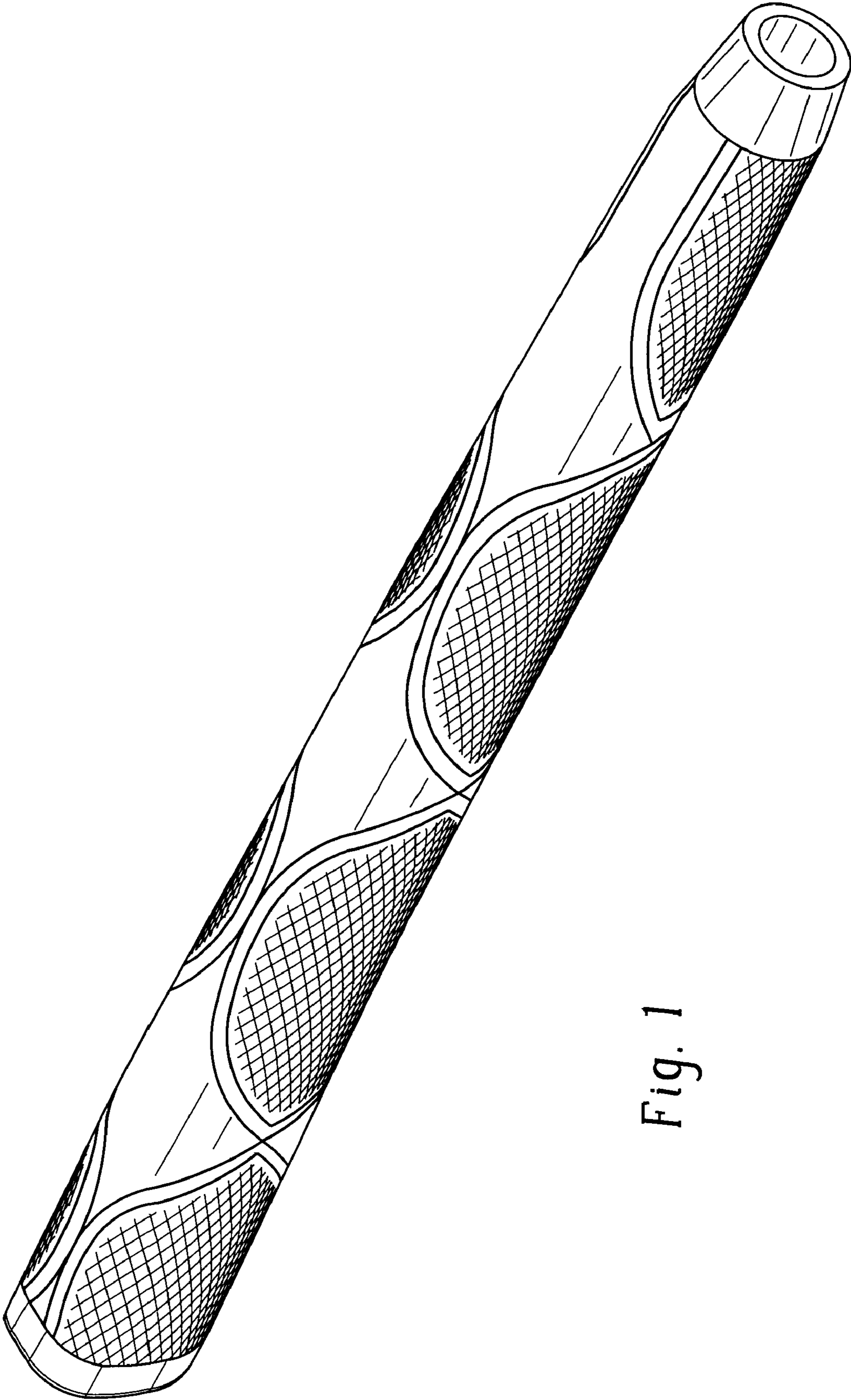


Fig. 1




Fig. 2




Fig. 3

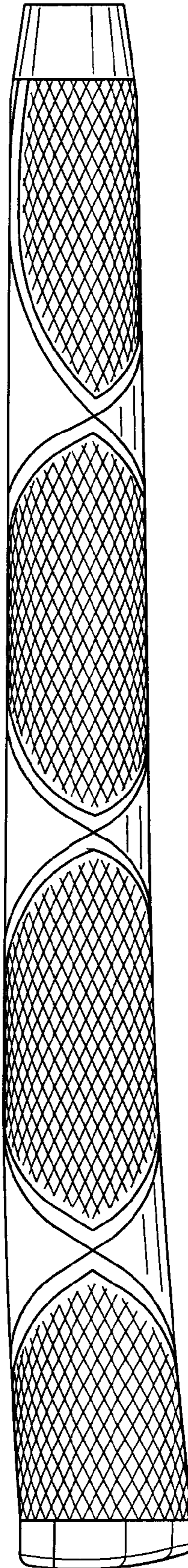


Fig. 4

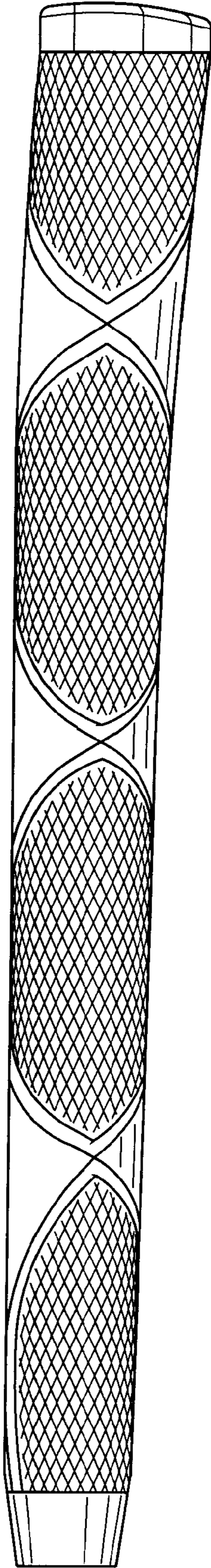


Fig. 5

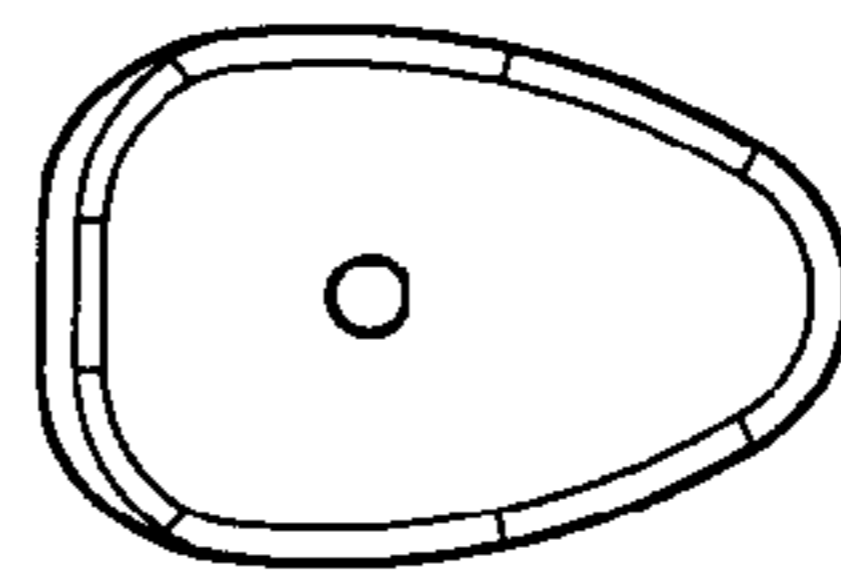


Fig. 6

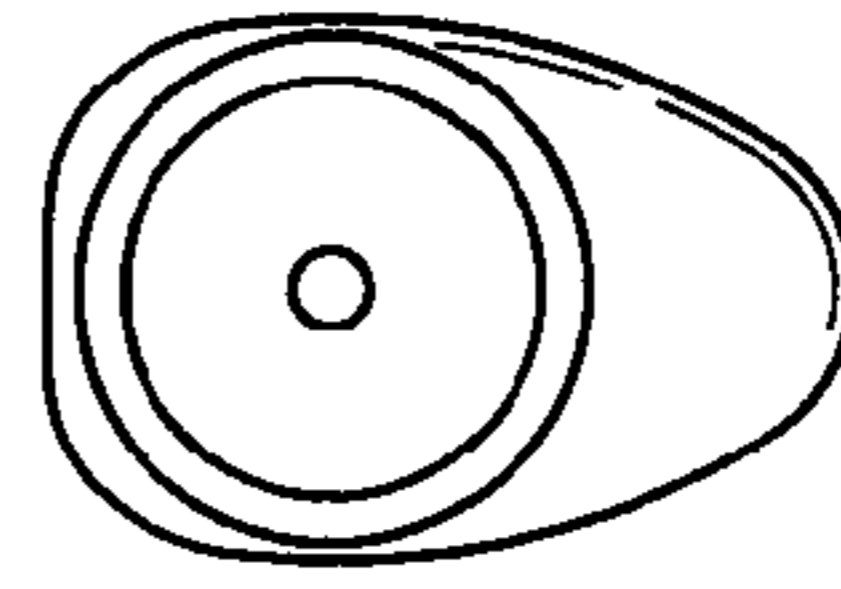


Fig. 7