



US00D562920S

(12) **United States Design Patent**
Hillson

(10) **Patent No.:** **US D562,920 S**

(45) **Date of Patent:** **** Feb. 26, 2008**

(54) **DUMBBELL**

(75) Inventor: **Nicholas Andrew Hillson,**
Peterborough (GB)

(73) Assignee: **Escape Fitness Limited,** Peterborough,
Cambridgeshire (GB)

(**) Term: **14 Years**

(21) Appl. No.: **29/256,191**

(22) Filed: **Mar. 17, 2006**

(51) **LOC (8) Cl.** **21-02**

(52) **U.S. Cl.** **D21/681**

(58) **Field of Classification Search** D21/662,
D21/679, 680, 681, 682, 683, 684; 482/104,
482/105, 106, 108, 109

See application file for complete search history.

(56) **References Cited**

U.S. PATENT DOCUMENTS

4,538,806	A *	9/1985	Wilkerson	482/108
6,099,443	A *	8/2000	Landfair	482/108
6,120,420	A *	9/2000	Pearson et al.	482/108
6,132,344	A *	10/2000	Vanderbleek	482/108
D444,516	S *	7/2001	Pearson et al.	D21/681
D496,414	S *	9/2004	Harms et al.	D21/681
D504,923	S *	5/2005	Harms et al.	D21/681

7,025,713	B2 *	4/2006	Dalebout et al.	482/107
D522,075	S *	5/2006	Cheng	D21/681
7,048,678	B2 *	5/2006	Harms et al.	482/107
D525,397	S *	7/2006	Wang	D30/160

OTHER PUBLICATIONS

1 page printout from dumbbells search on Google Images.*
2 pages of troy dumbbells found on Amazon.com.*

* cited by examiner

Primary Examiner—Philip S. Hyder

(74) *Attorney, Agent, or Firm*—Richard M. Goldberg

(57) **CLAIM**

The ornamental design for the dumbbell, as shown and described.

DESCRIPTION

FIG. 1 is a perspective view of a dumbbell of my design;
FIG. 2 is a top plan view thereof, which is a mirror image
of the bottom plan view;

FIG. 3 is a front elevational view thereof, which is a mirror
image of the rear elevational view; and,

FIG. 4 is a left side elevational view thereof, which is a
mirror image of the right side elevational view.

1 Claim, 4 Drawing Sheets

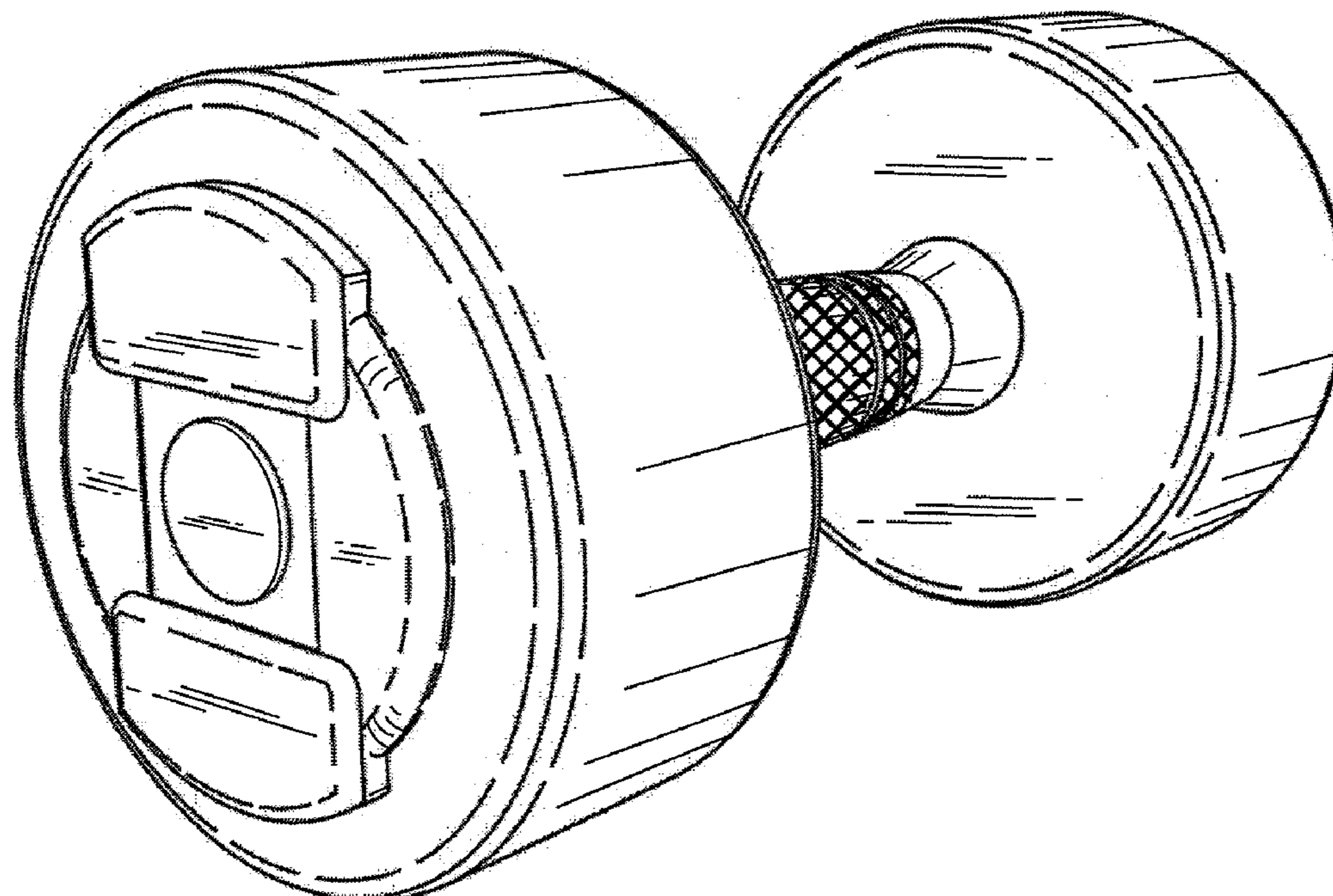


FIG. 1

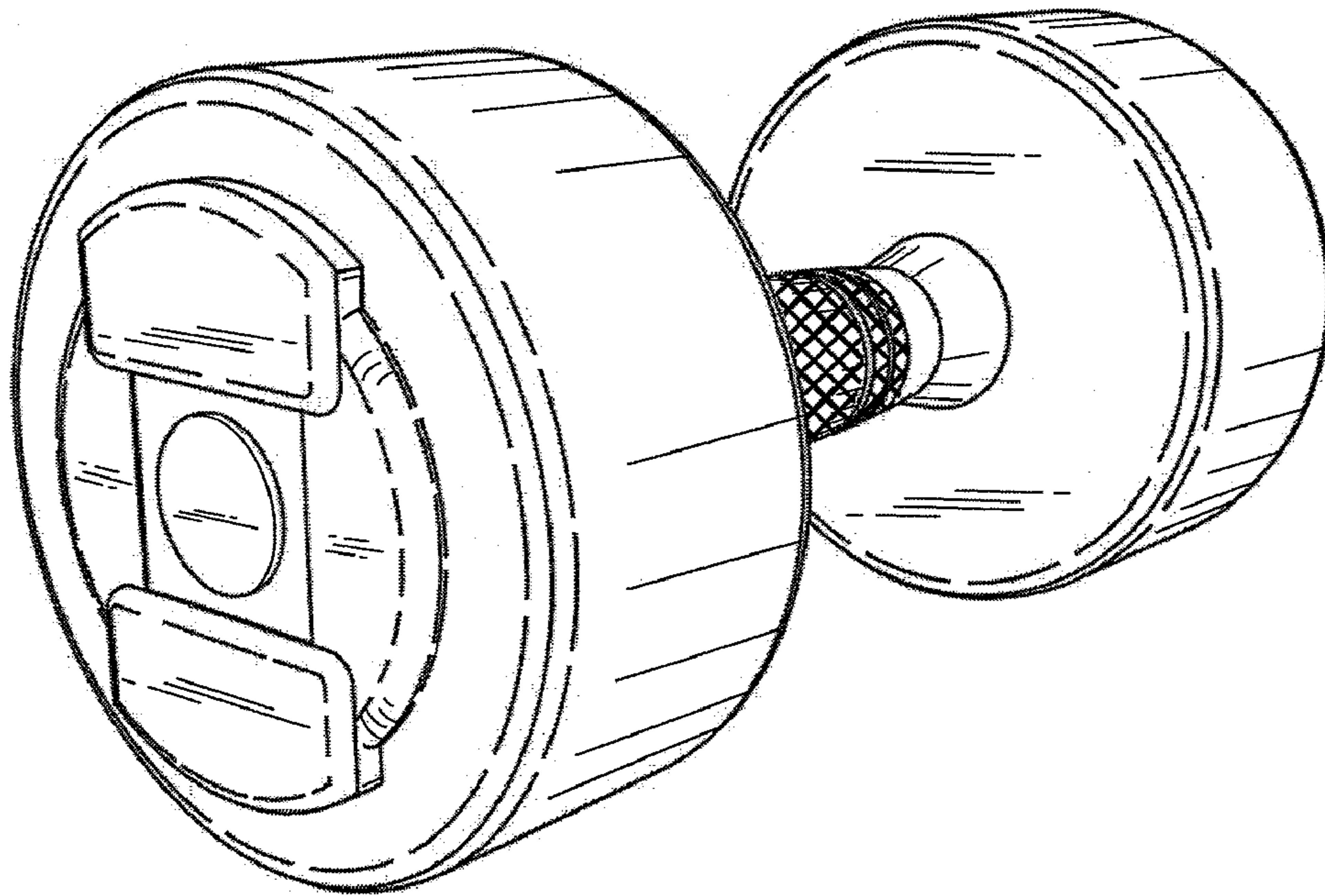


FIG. 2

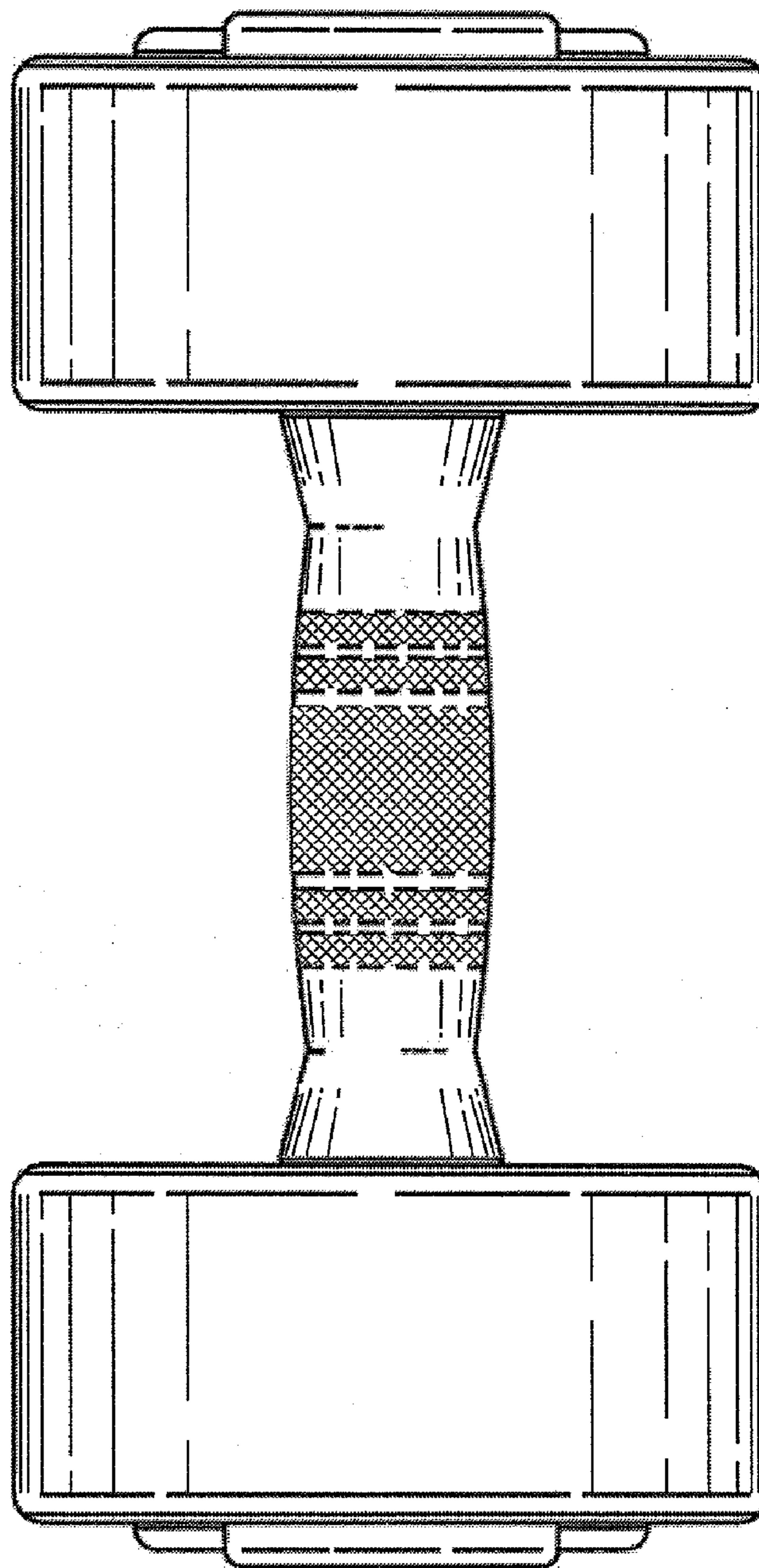


FIG. 3

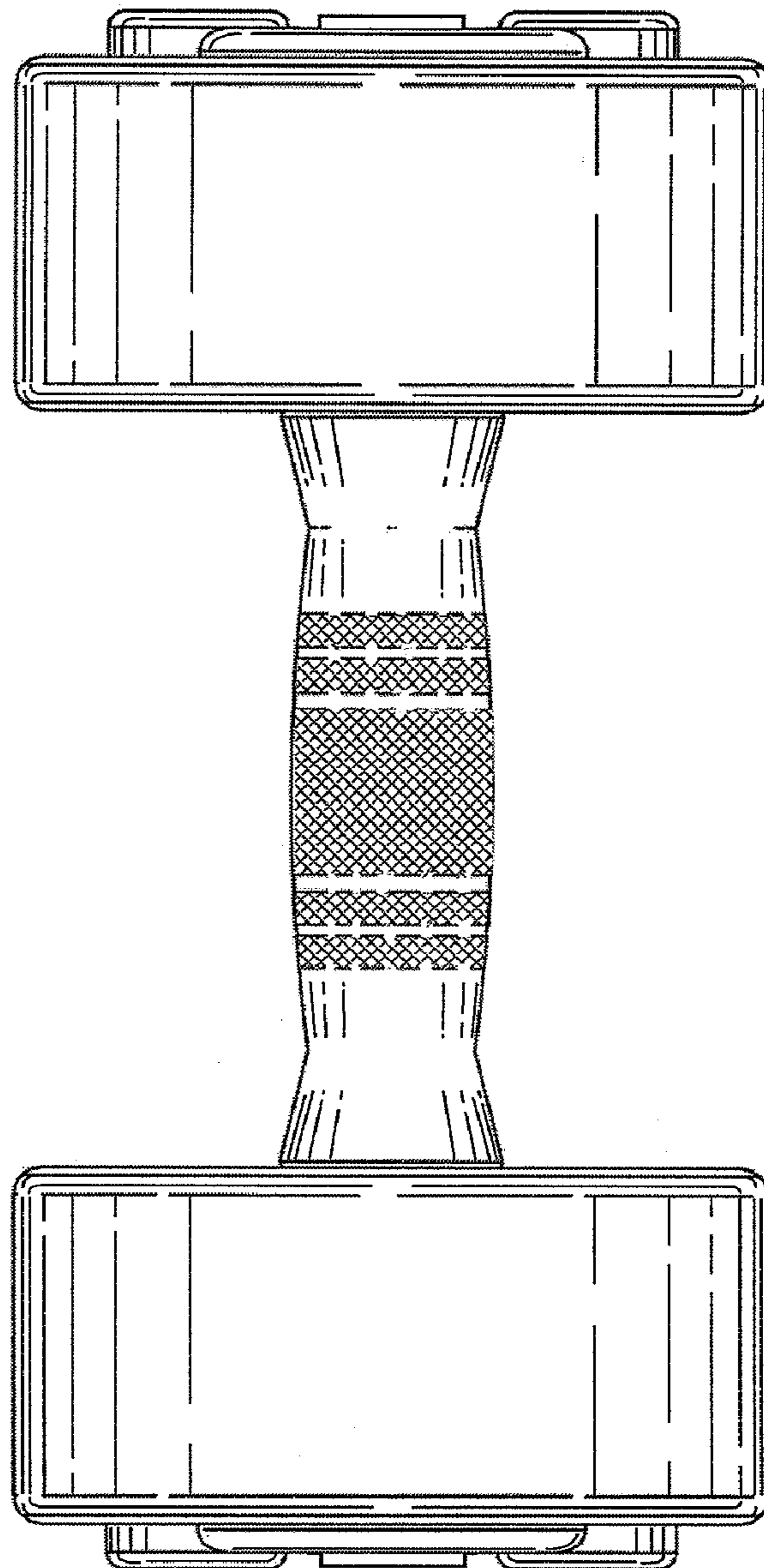


FIG. 4

