



US00D562911S

(12) **United States Design Patent**
Phelps et al.

(10) **Patent No.:** **US D562,911 S**
(45) **Date of Patent:** **** Feb. 26, 2008**

(54) **COMBINED CHESS GAME CARRIER AND PLAYING SURFACE**

(75) Inventors: **Roger N. Phelps**, 10341 W. 350 South, Westville, IN (US) 46391; **Rosemary Zimmerman**, Chesterton, IN (US)

(73) Assignee: **Roger N. Phelps**, Westville, IN (US)

(**) Term: **14 Years**

(21) Appl. No.: **29/250,797**

(22) Filed: **Dec. 1, 2006**

(51) **LOC (8) Cl.** **21-01**

(52) **U.S. Cl.** **D21/349**; D21/393; D21/335

(58) **Field of Classification Search** D21/334-368, D21/385, 392-397; 273/236-288, 148 R, 273/309

See application file for complete search history.

(56) **References Cited**

U.S. PATENT DOCUMENTS

D235,891 S *	7/1975	Pisano	D21/349
D259,130 S *	5/1981	Greiner	D21/349
D322,636 S *	12/1991	Pisano	D21/349
5,310,191 A *	5/1994	Booth	273/269
5,497,998 A *	3/1996	Horton	273/285

OTHER PUBLICATIONS

Drybranch Inc. Brochure. Chess board towel, top.*

* cited by examiner

Primary Examiner—Sandra L. Morris
(74) *Attorney, Agent, or Firm*—Hartman & Hartman, P.C.; Gary M. Hartman; Domenica N. S. Hartman

(57) **CLAIM**

The ornamental design for the combined chess game carrier and playing surface, as shown.

DESCRIPTION

FIG. 1 is a perspective view of a combined chess game carrier and playing surface in accordance with this invention, the broken line showing of the chess pieces are for illustrative purposes only, and forms no part of the claimed design.

FIG. 2 is a top view of the combined chess game carrier and playing surface of FIG. 1, without chess pieces.

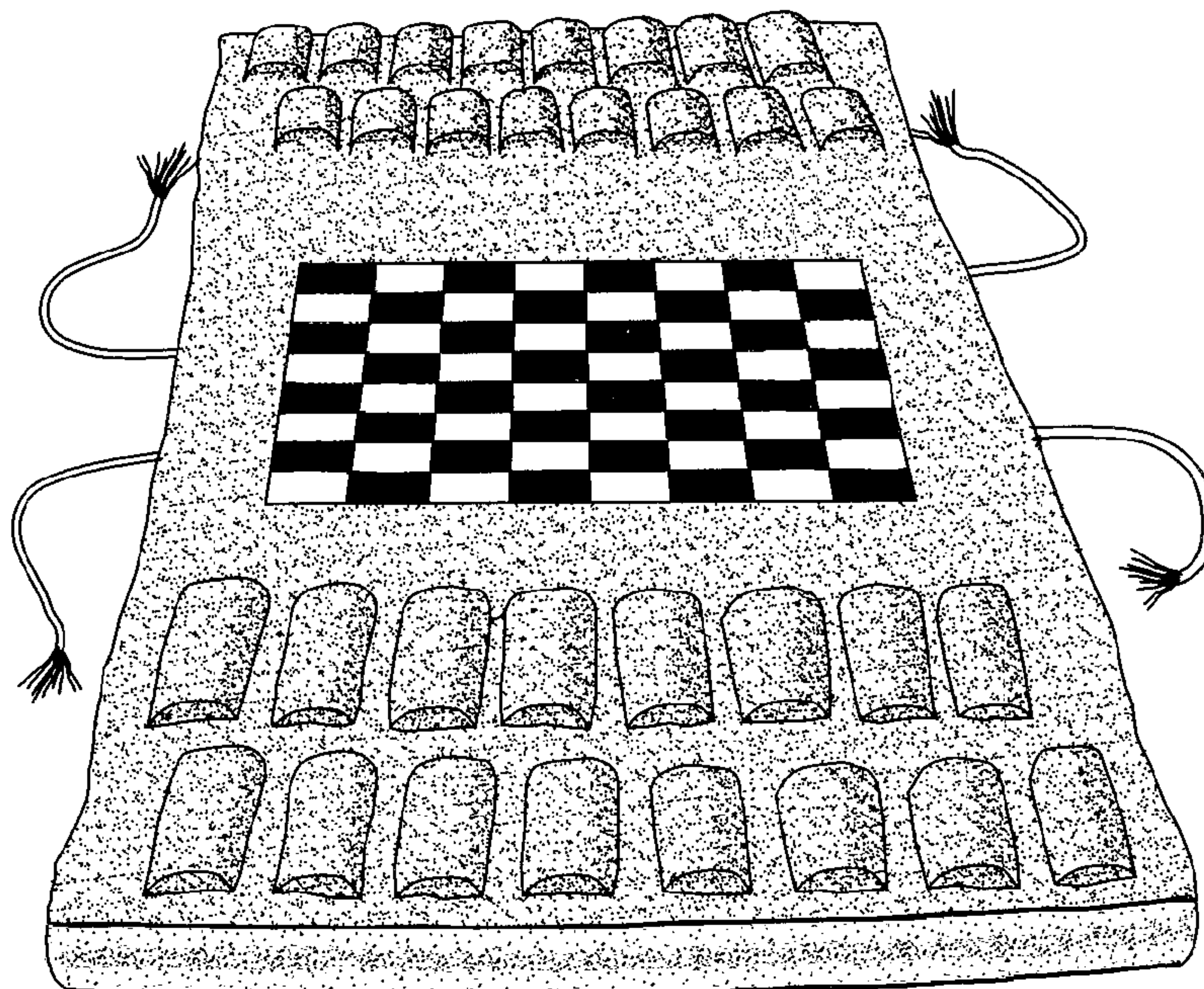
FIG. 3 is a side view of the combined chess game carrier and playing surface of FIG. 1 without chess pieces, wherein the opposite side view of the chess game carrier and playing surface is a mirror image of FIG. 3 and therefore not shown.

FIG. 4 is an end view of the combined chess game carrier and playing surface of FIG. 1 without chess pieces, wherein the opposite end view of the combined chess game carrier and playing surface is a mirror image of FIG. 4 and therefore not shown; and,

FIG. 5 is a perspective view of the combined chess game carrier and playing surface in a stowed configuration in accordance with this invention.

The bottom of the combined chess carrier and playing surface is flat and devoid of surface ornamentation, and therefore not shown.

1 Claim, 2 Drawing Sheets



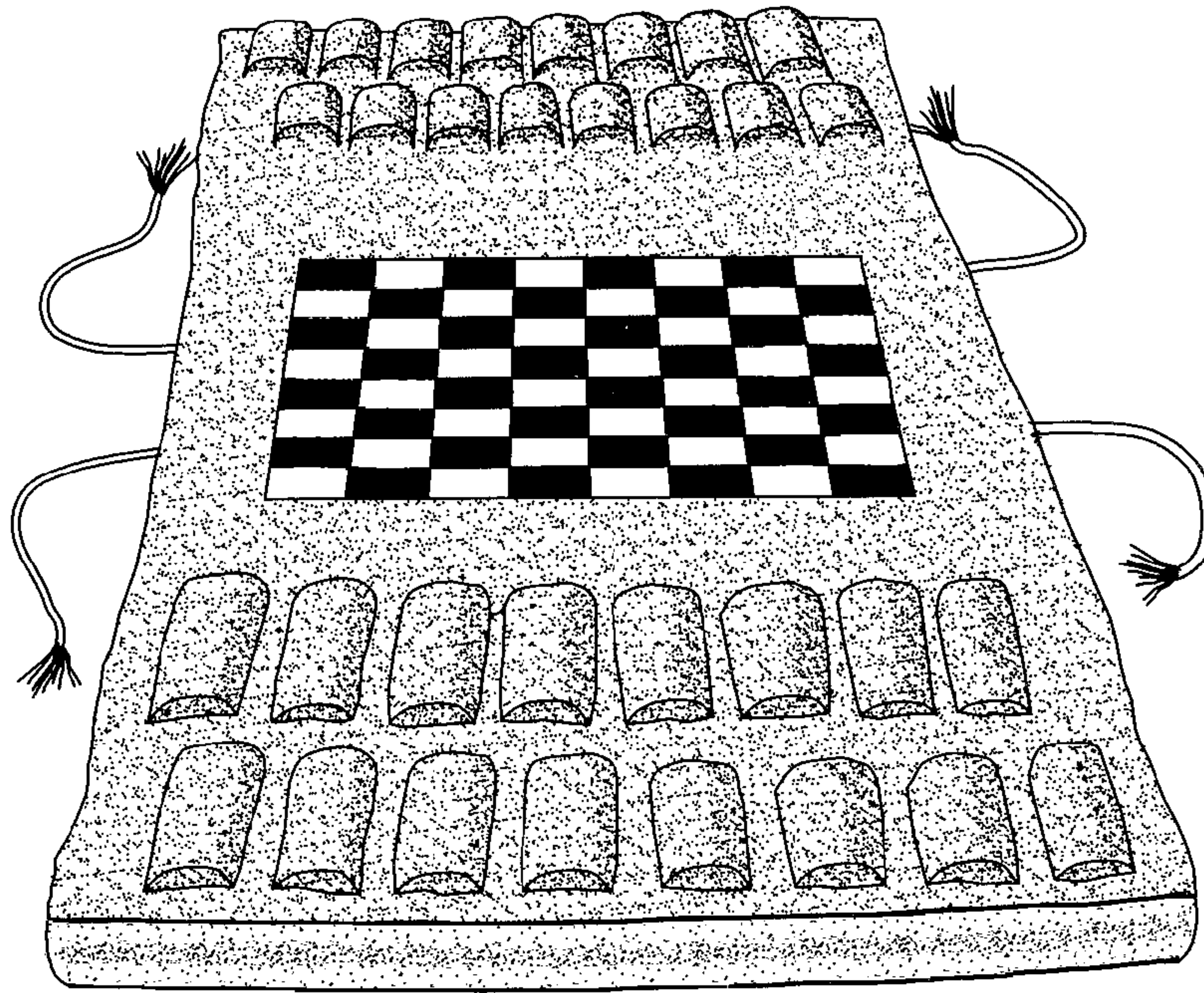


FIG. 1

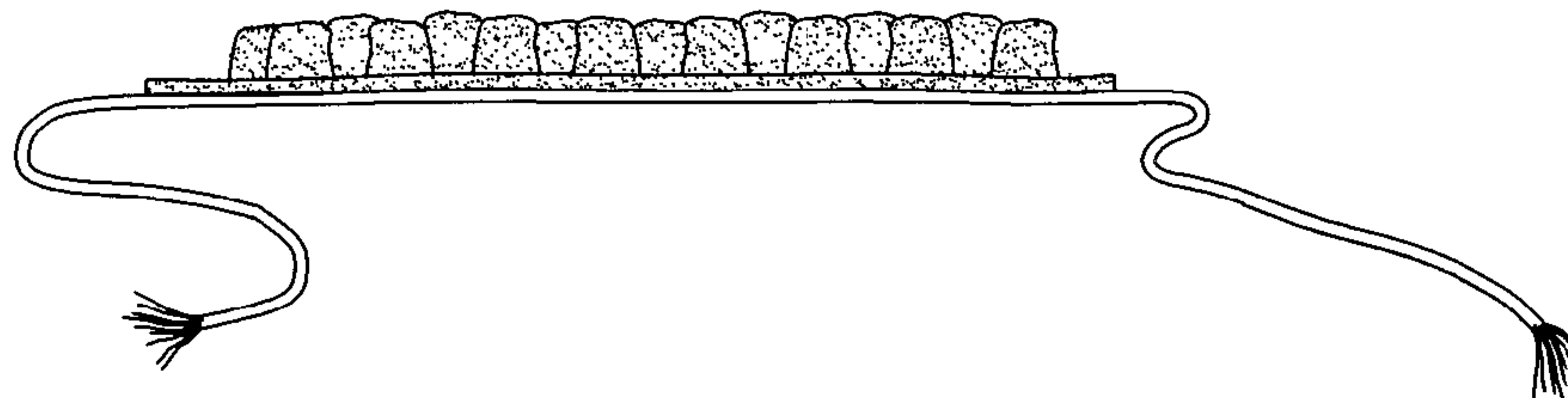


FIG. 4

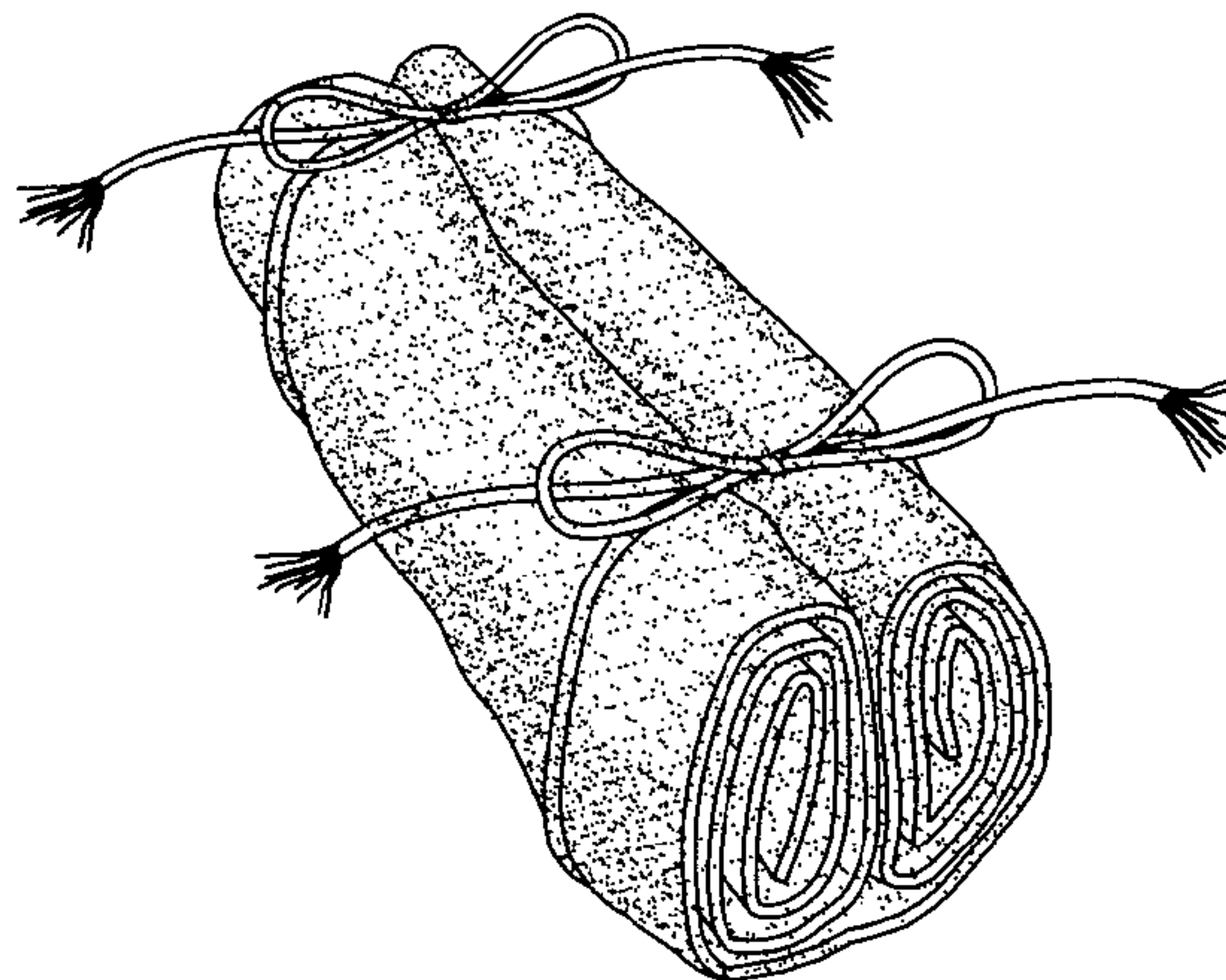


FIG. 5

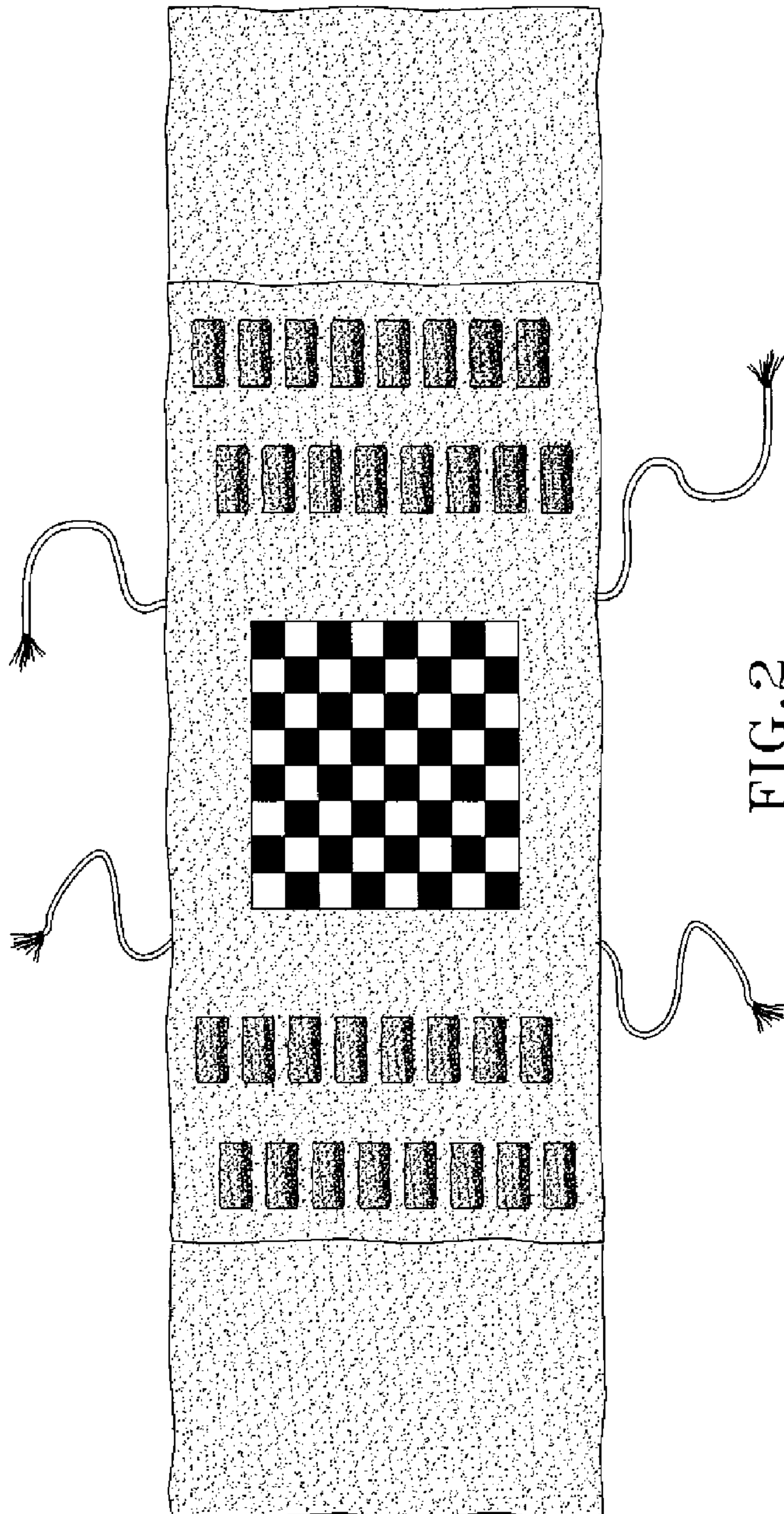


FIG. 2

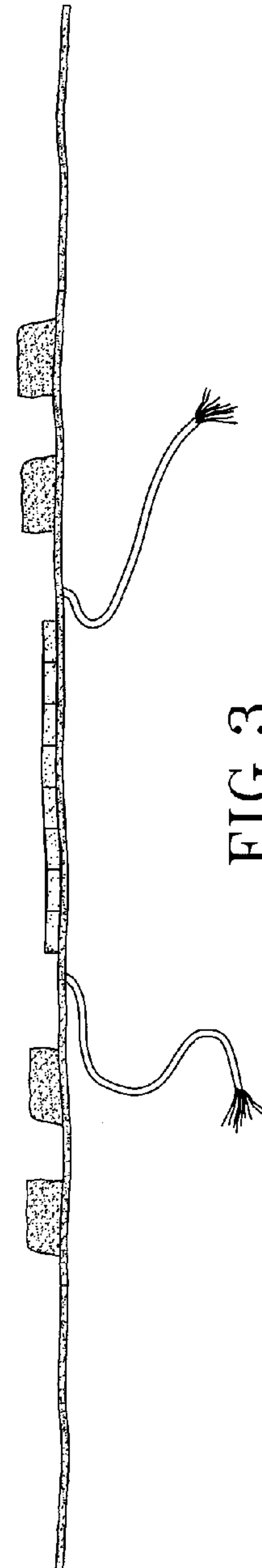


FIG. 3