

US00D562909S

(12) **United States Design Patent**
Meijer

(10) **Patent No.:** **US D562,909 S**

(45) **Date of Patent:** **** Feb. 26, 2008**

(54) **BANNER STAND**

(75) Inventor: **Ulf Meijer**, Norrkoping (SE)

(73) Assignee: **Expand International AB** (SE)

(**) Term: **14 Years**

(21) Appl. No.: **29/254,148**

(22) Filed: **Feb. 17, 2006**

(51) **LOC (8) Cl.** **20-03**

(52) **U.S. Cl.** **D20/43**

(58) **Field of Classification Search** D20/10,
D20/21, 40-43, 99; 40/1, 116, 514, 516,
40/517, 520, 603, 604, 606.1, 642.02, 643,
40/644, 904; 283/56; D19/90; D9/432;
362/332; D26/119; D16/235, 241; 348/E13.058;
355/44; 359/43

See application file for complete search history.

(56) **References Cited**

U.S. PATENT DOCUMENTS

2,581,083	A *	1/1952	Drury	40/517
D197,989	S *	4/1964	Slaton	D9/432
4,794,715	A *	1/1989	Cherwin	40/514
D310,689	S *	9/1990	Evenson	D19/90
D447,821	S *	9/2001	Bartlett	D25/119

D468,362	S *	1/2003	Zarelius	D20/99
6,571,496	B2 *	6/2003	Zarelius	40/514
6,802,628	B2 *	10/2004	Kuo	362/332
2002/0050083	A1 *	5/2002	Zarelius	40/514

* cited by examiner

Primary Examiner—Robert M. Spear

Assistant Examiner—Mary Ann Calabrese

(74) *Attorney, Agent, or Firm*—Hayes Soloway P.C.

(57) **CLAIM**

The ornamental design for a banner stand, as shown and described.

DESCRIPTION

FIG. 1 is a top plan view thereof;

FIG. 2 is a bottom plan view thereof;

FIG. 3 is a right side perspective view, the left side being a mirror image thereof;

FIG. 4 is a top perspective view thereof;

FIG. 5 is a front elevation view thereof;

FIG. 6 is a right side elevational view thereof; and,

FIG. 7 is a left side elevational view thereof.

1 Claim, 3 Drawing Sheets

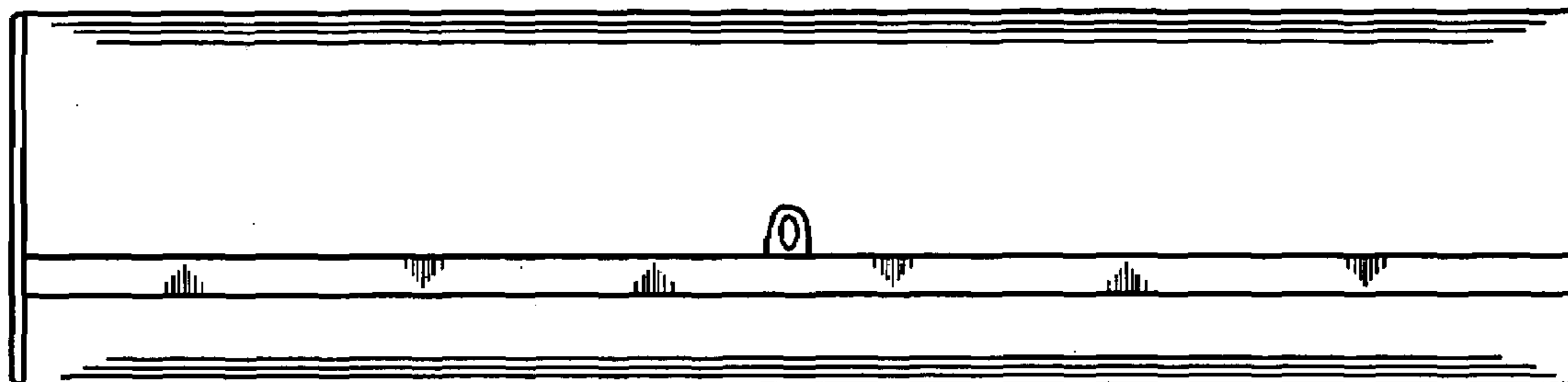


FIG. 1




FIG. 2

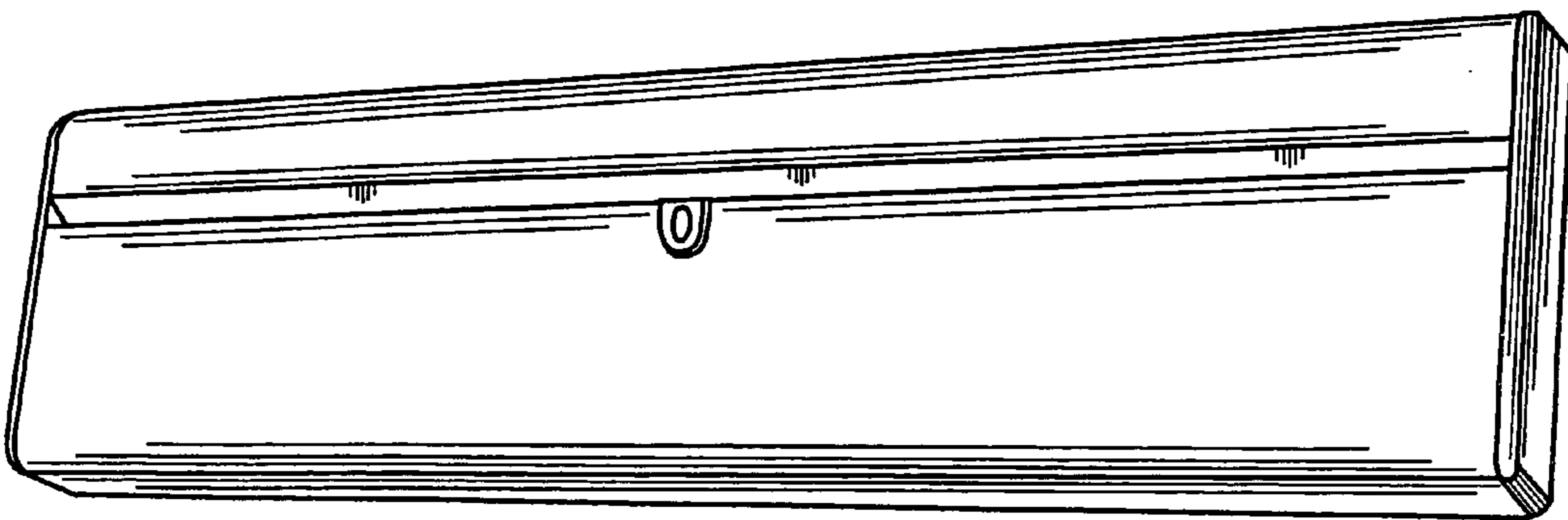


FIG. 3

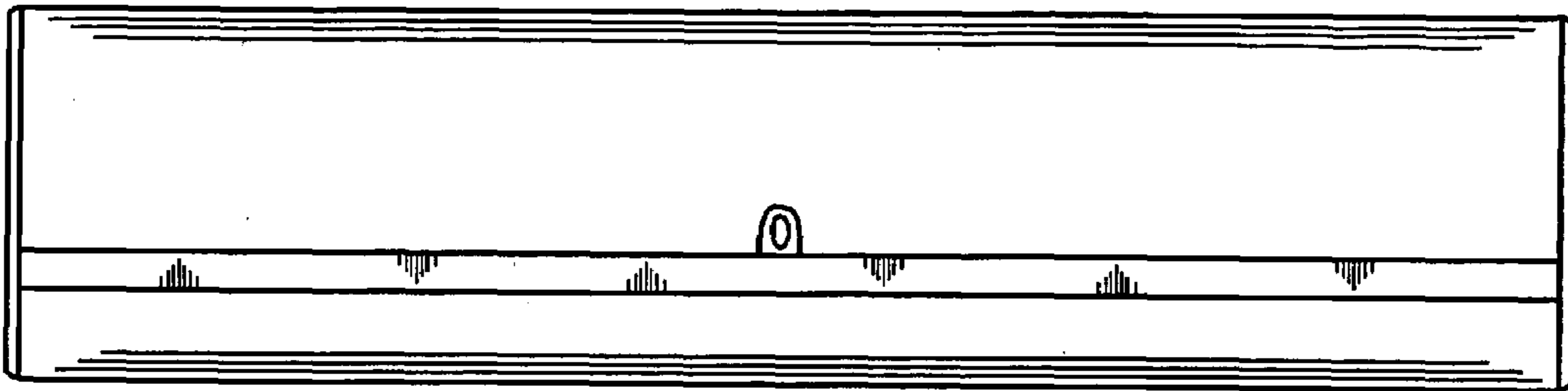


FIG. 4




FIG. 5



FIG. 6

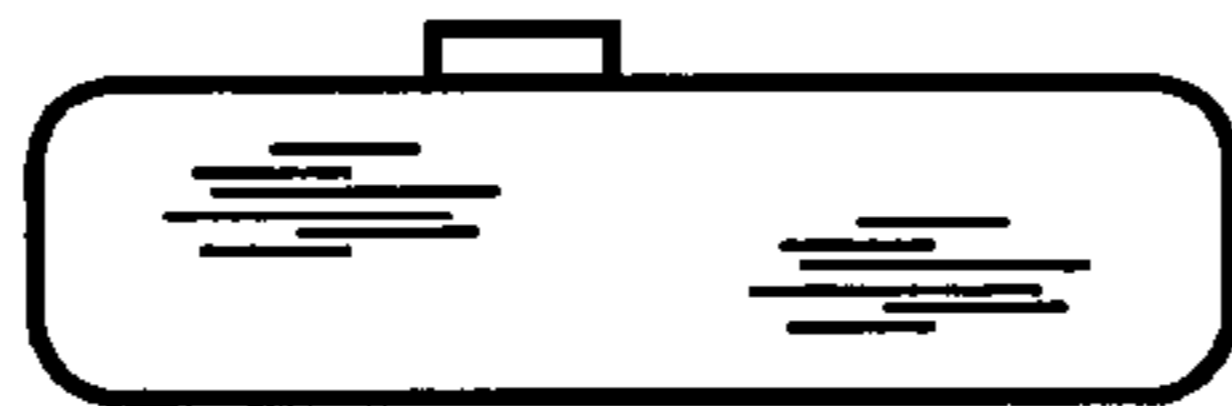


FIG. 7

