



US00D562906S

(12) **United States Design Patent**
Deljanin

(10) **Patent No.:** **US D562,906 S**

(45) **Date of Patent:** **** Feb. 26, 2008**

(54) **RUBBER BAND HOLDER**

(76) **Inventor:** **Esma Deljanin**, 1920 Stewart Ave.,
Westbury, NY (US) 11590

(**) **Term:** **14 Years**

(21) **Appl. No.:** **29/244,004**

(22) **Filed:** **Dec. 2, 2005**

(51) **LOC (8) Cl.** **19-02**

(52) **U.S. Cl.** **D19/75**

(58) **Field of Classification Search** D6/512,
D6/455, 518, 521, 522; D19/65, 75-100;
D28/73; 206/424, 425; 211/10-11, 12, 42,
211/45, 49.1, 50; 242/421.1-2, 597.7
See application file for complete search history.

(56) **References Cited**

U.S. PATENT DOCUMENTS

2,720,711	A *	10/1955	Gray et al.	34/58
3,843,071	A *	10/1974	Graham	242/588.6
D246,592	S *	12/1977	Zeischegg	D19/75
D279,481	S *	7/1985	Adell	D19/42
5,170,956	A *	12/1992	McTaggart	242/422.4
D356,226	S *	3/1995	Hay	D6/521
5,508,070	A *	4/1996	DiLapo et al.	428/24
D432,828	S *	10/2000	Snell	D6/522
D438,674	S *	3/2001	Russell	D28/73
6,354,532	B1 *	3/2002	Escobedo	242/560
D457,271	S *	5/2002	Jackson	D28/73
D461,667	S *	8/2002	Jordan	D6/520

6,478,246	B2 *	11/2002	Fahringer	242/423.2
6,726,145	B1 *	4/2004	Kraus	242/597.7
D499,915	S *	12/2004	Snell	D6/521
D499,916	S *	12/2004	Yang et al.	D6/521
D523,672	S *	6/2006	Yang et al.	D6/521
2006/0284001	A1 *	12/2006	Paradise et al.	242/597.4

FOREIGN PATENT DOCUMENTS

DE 3613988 A1 * 9/1987

* cited by examiner

Primary Examiner—Elizabeth A. Albert

Assistant Examiner—Karen E Eldridge Powers

(74) *Attorney, Agent, or Firm*—Michael J. Striker

(57) **CLAIM**

The ornamental design for a rubber band holder, as shown and described.

DESCRIPTION

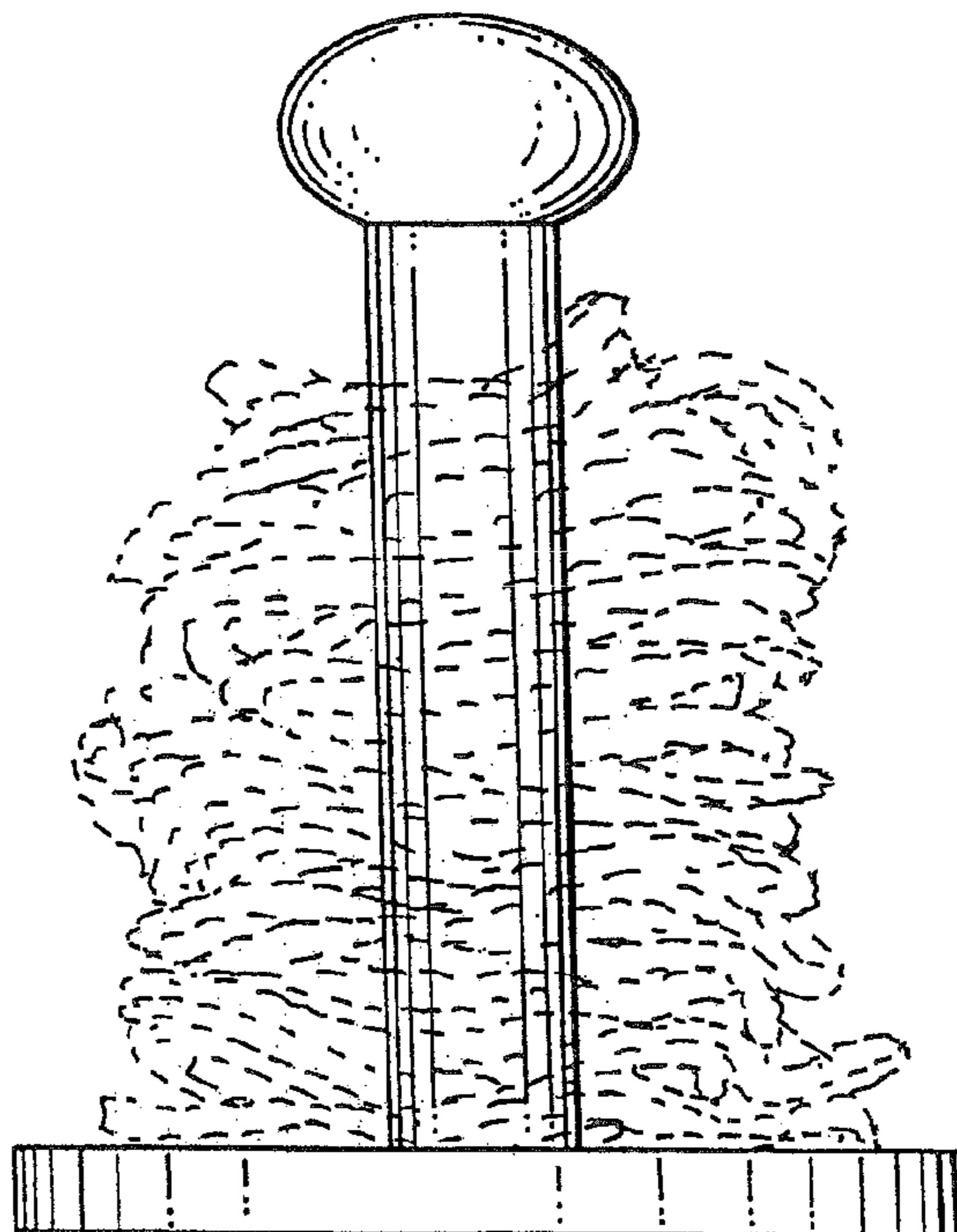
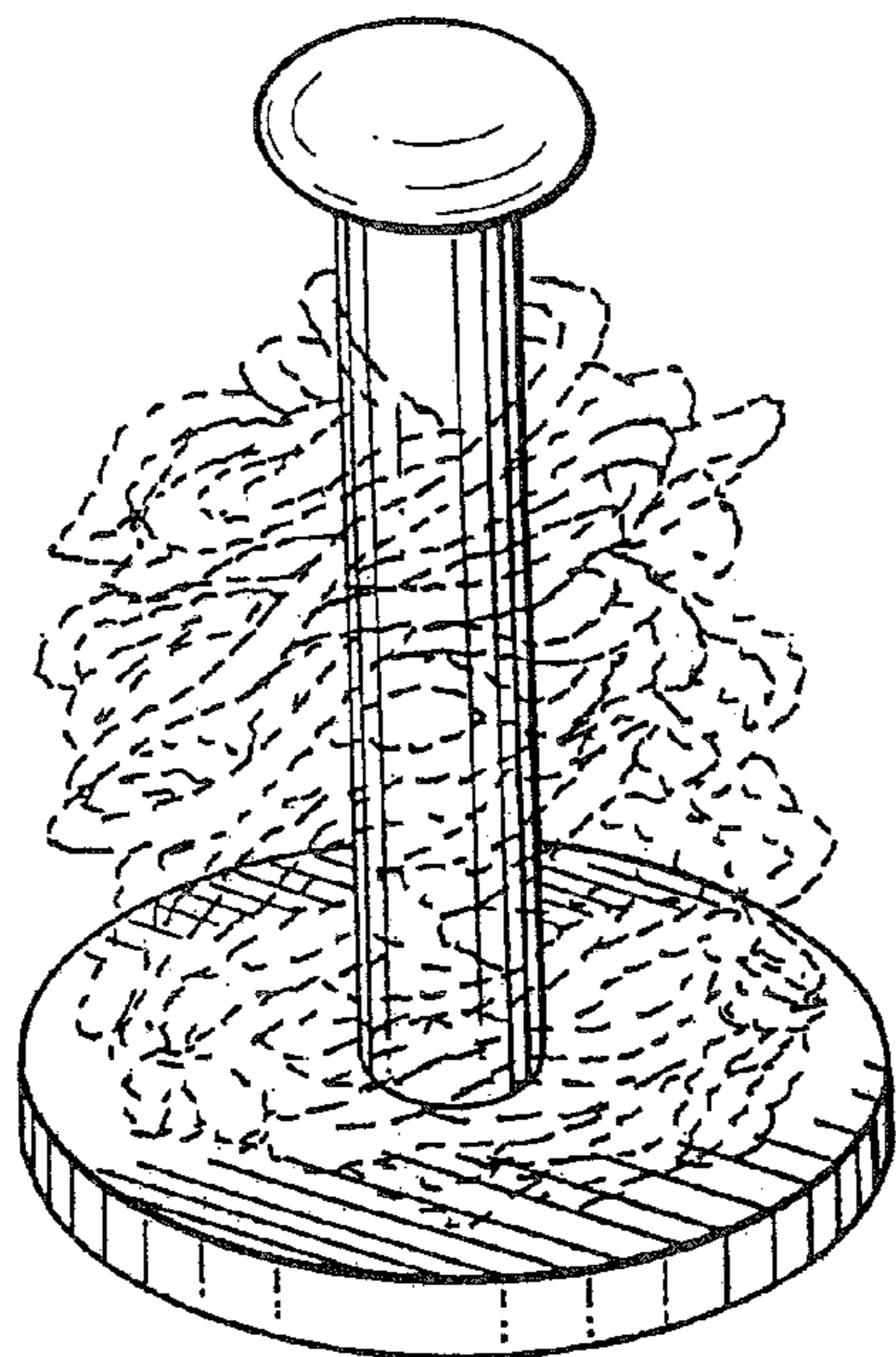
FIG. 1 is a front perspective view of a rubber band holder, showing my new design, which is also a mirror image of the opposite side thereof.

FIG. 2 is a top view thereof; and,

FIG. 3 is a side view thereof which is also a mirror image of the opposite side thereof.

The broken line showing of stacked rubber bands are for the purpose of illustrating environmental matter and form no part of the claim design.

1 Claim, 1 Drawing Sheet



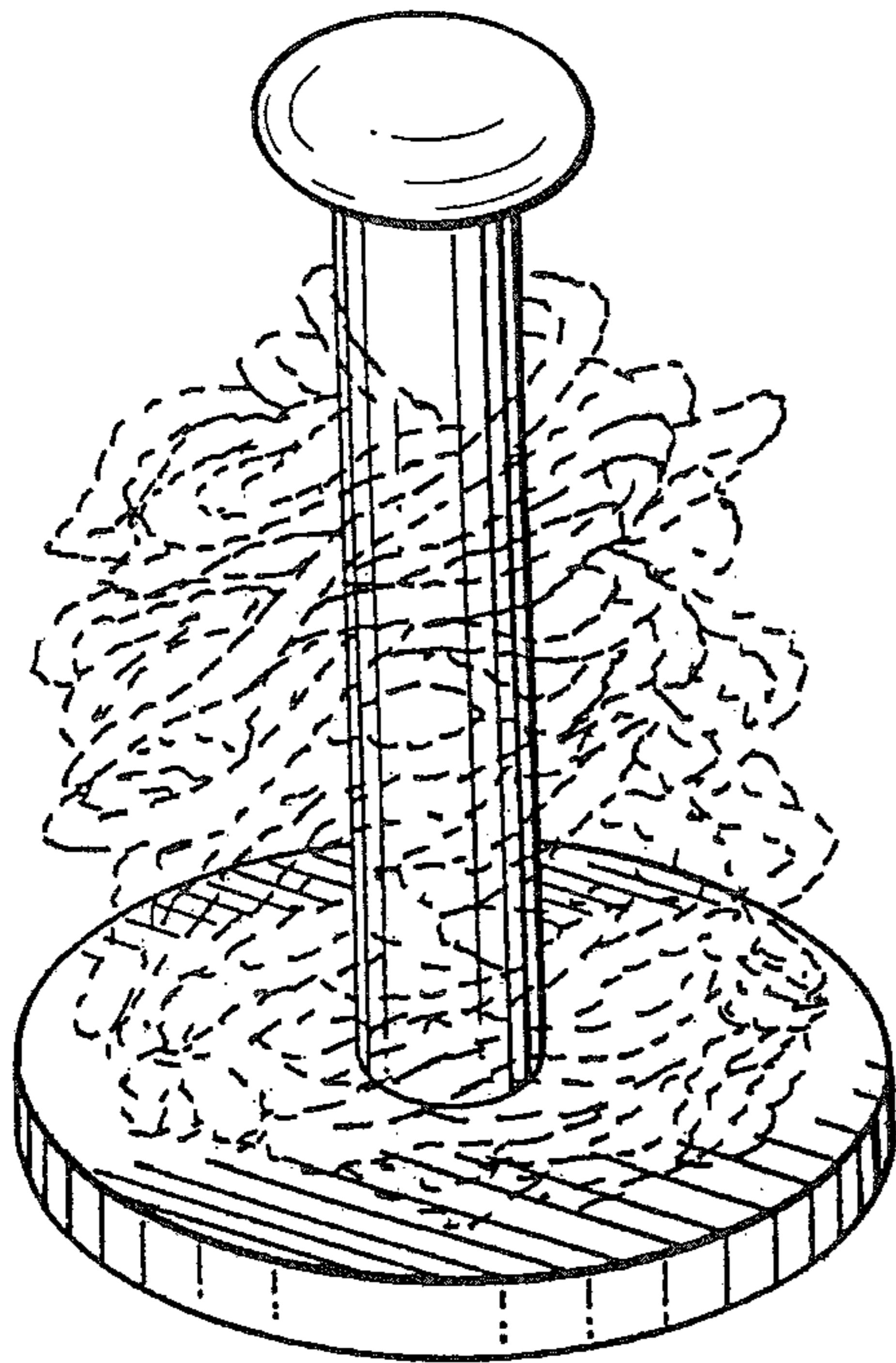


FIG. 1

FIG. 2

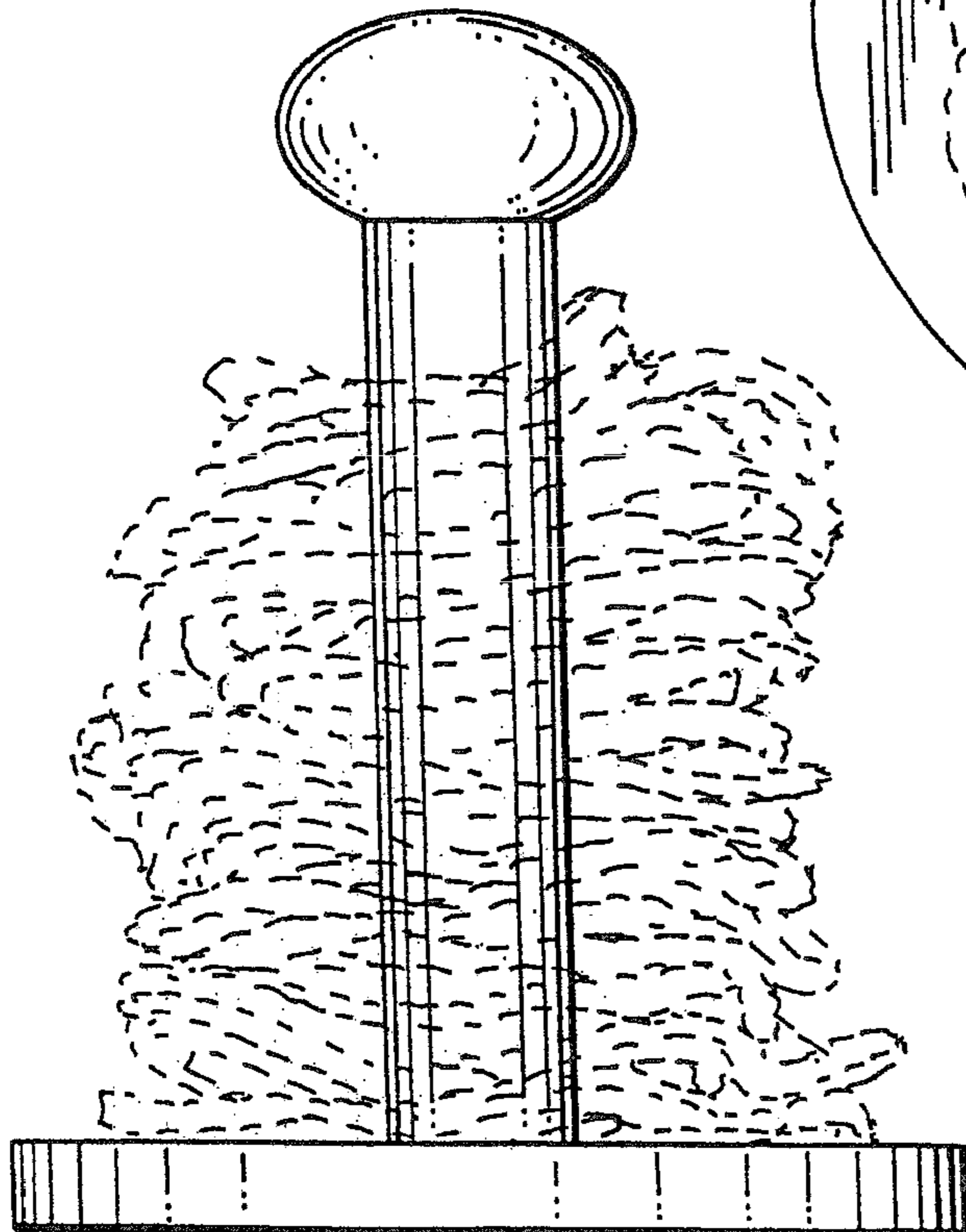
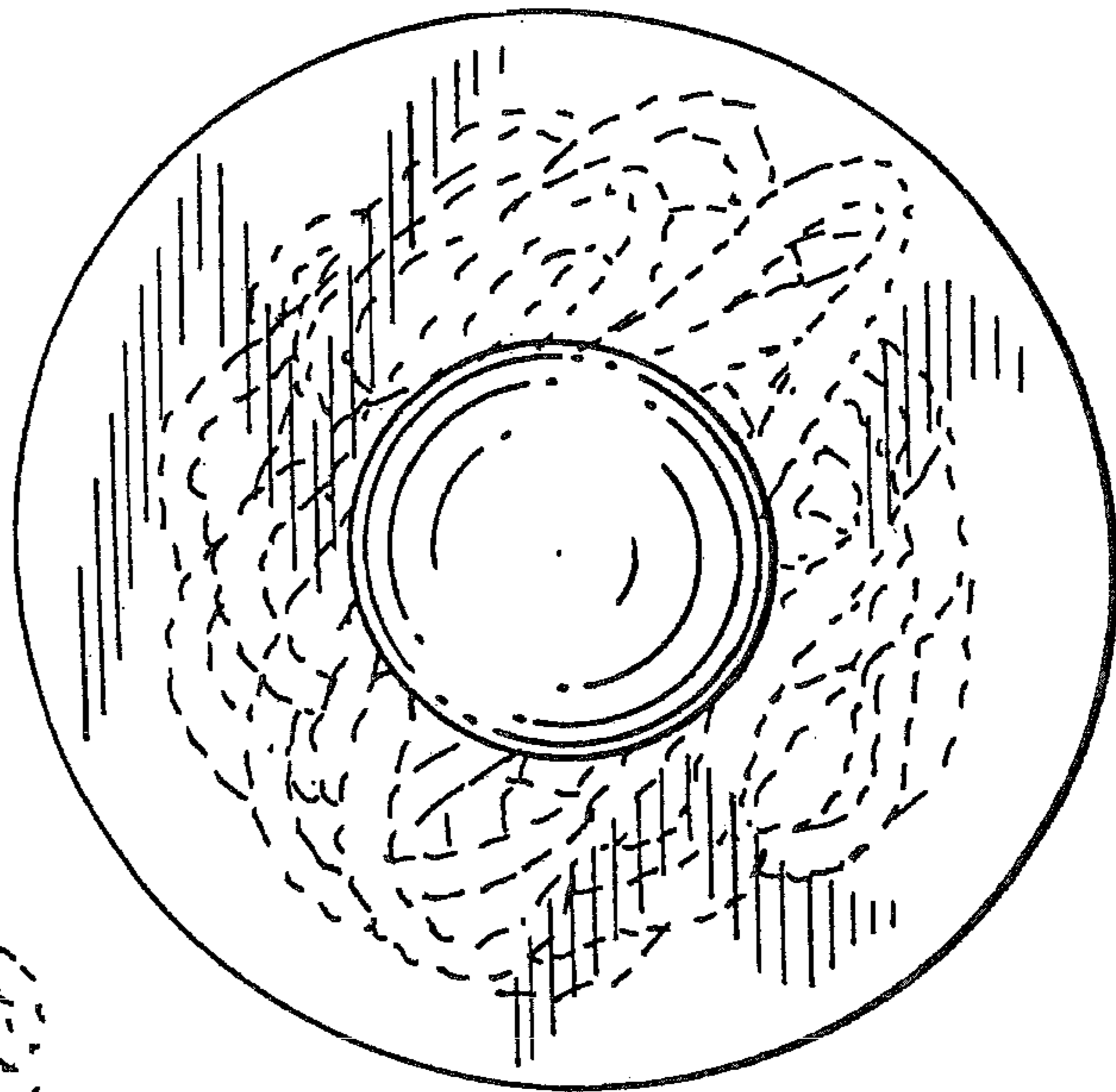


FIG. 3