

US00D562890S

(12) **United States Design Patent**
Wang et al.

(10) **Patent No.:** **US D562,890 S**

(45) **Date of Patent:** **** Feb. 26, 2008**

(54) **PEN**

(76) Inventors: **Connie Wang**, c/o Cool Things corp.,
2421 S. Susan St., Santa Ana, CA (US)
92704; **Kung Hua Lin**, 9th Floor. No.
11-13, Lane 178, Sec. 2, Chung-Shen
Rd., Cung-Ho City, Taipei Hsien,
Taiwan (CN)

(**) **Term:** **14 Years**

(21) **Appl. No.:** **29/262,415**

(22) **Filed:** **Jun. 30, 2006**

(51) **LOC (8) Cl.** **19-06**

(52) **U.S. Cl.** **D19/46**

(58) **Field of Classification Search** D19/35,
D19/36, 41-51, 53-57; 24/11 R, 11 F, 11 P;
401/52, 99, 100, 104, 105, 106, 107, 108,
401/109, 192, 195, 196; D26/38; 362/118
See application file for complete search history.

(56) **References Cited**

U.S. PATENT DOCUMENTS

- 2,601,129 A * 6/1952 Sams 379/456
- 3,639,069 A * 2/1972 Gordon 401/195
- D253,595 S * 12/1979 Vong D14/168
- D331,777 S * 12/1992 Sedlmeier et al. D19/36

- D331,778 S * 12/1992 Christen D19/46
- 5,208,987 A * 5/1993 Christen 33/18.1
- 6,158,871 A * 12/2000 Geddes et al. 362/118
- D542,348 S * 5/2007 Mori D19/46

* cited by examiner

Primary Examiner—Elizabeth A. Albert

(57) **CLAIM**

The ornamental design for a pen, as shown and described.

DESCRIPTION

FIG. 1 is a front elevational view thereof;

FIG. 2 is a right side elevational view thereof;

FIG. 3 is a rear elevational view thereof;

FIG. 4 left side elevational view thereof;

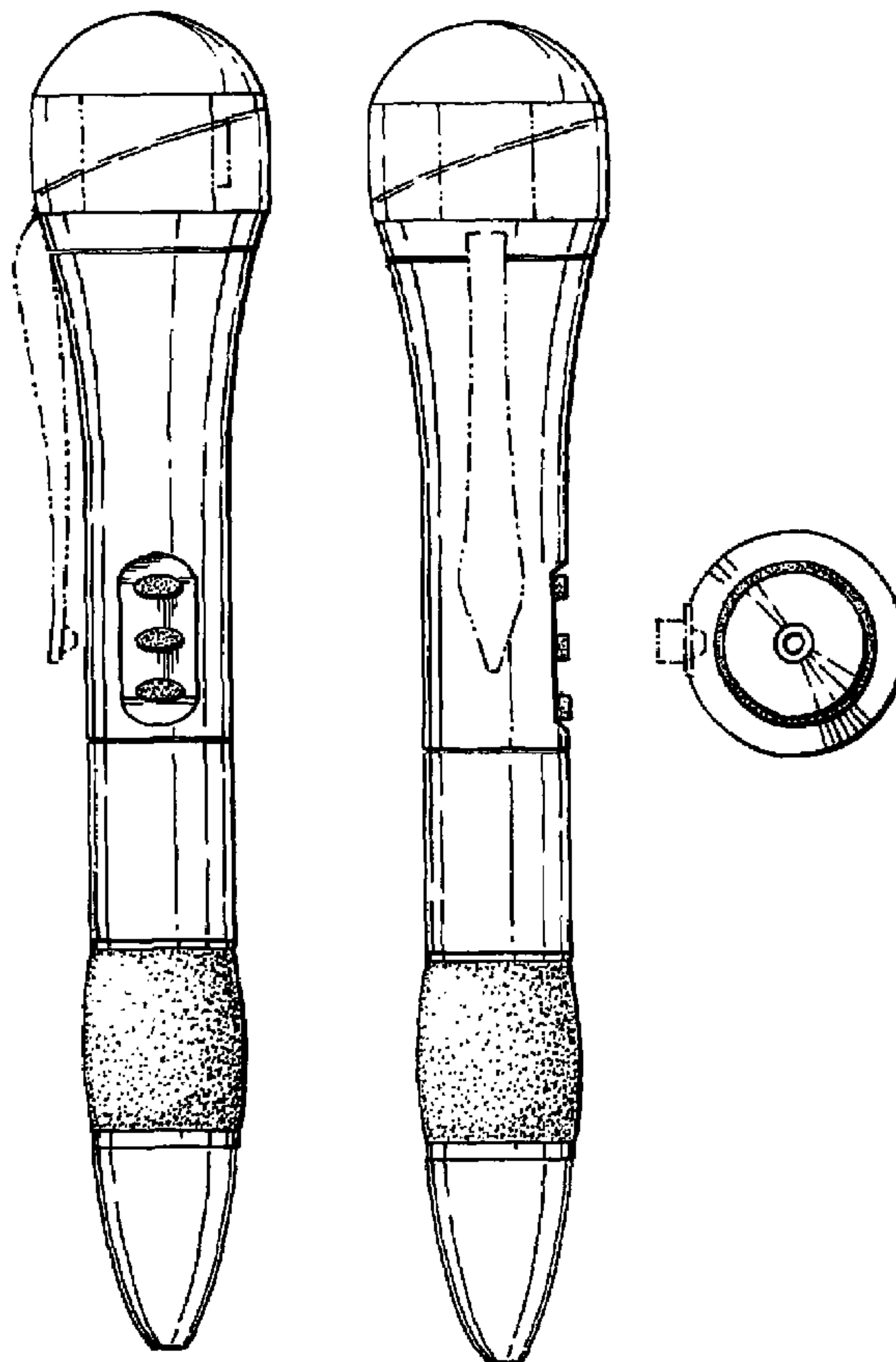
FIG. 5 is a top plan view thereof; and,

FIG. 6 is a bottom plan view thereof.

The broken lines in the drawings, including those showing the clip, and the vertical lines and features on the transparent band around the top, are included for the purpose of illustrating environment and form no part of the claimed design.

The stippling shown on the grip and buttons of the pen barrel represents a surface texture.

1 Claim, 1 Drawing Sheet



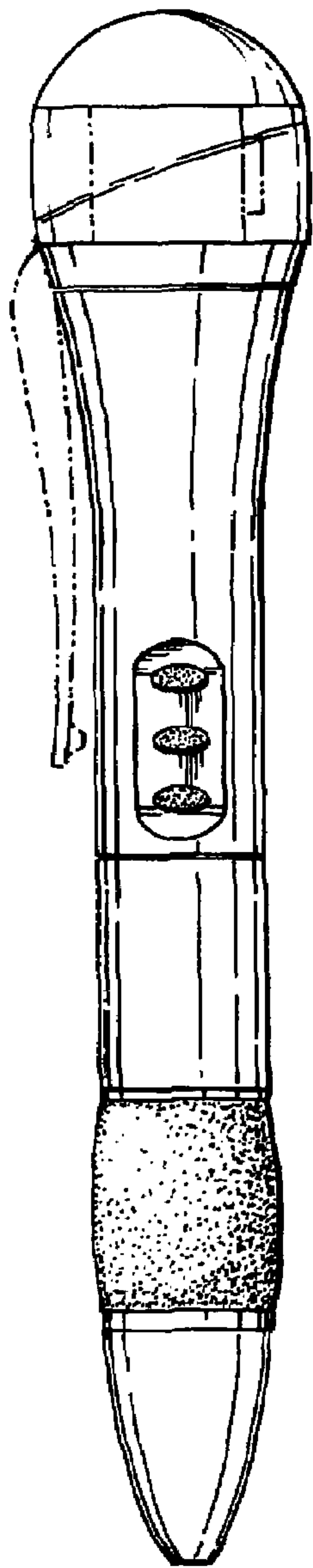


Fig. 1

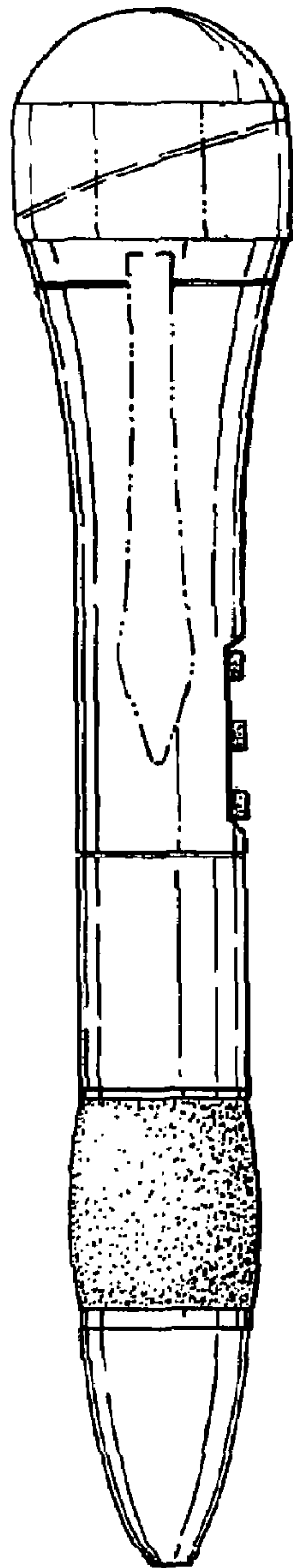


Fig. 2

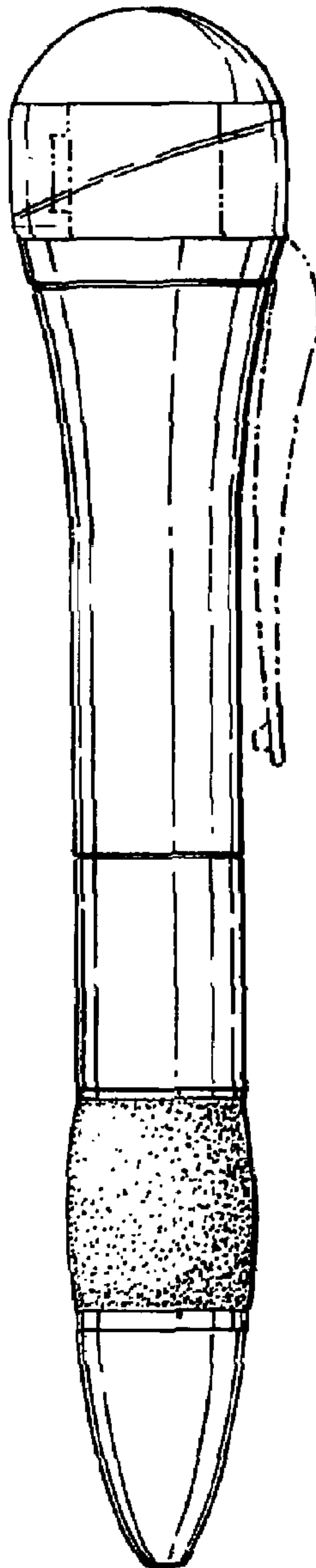


Fig. 3

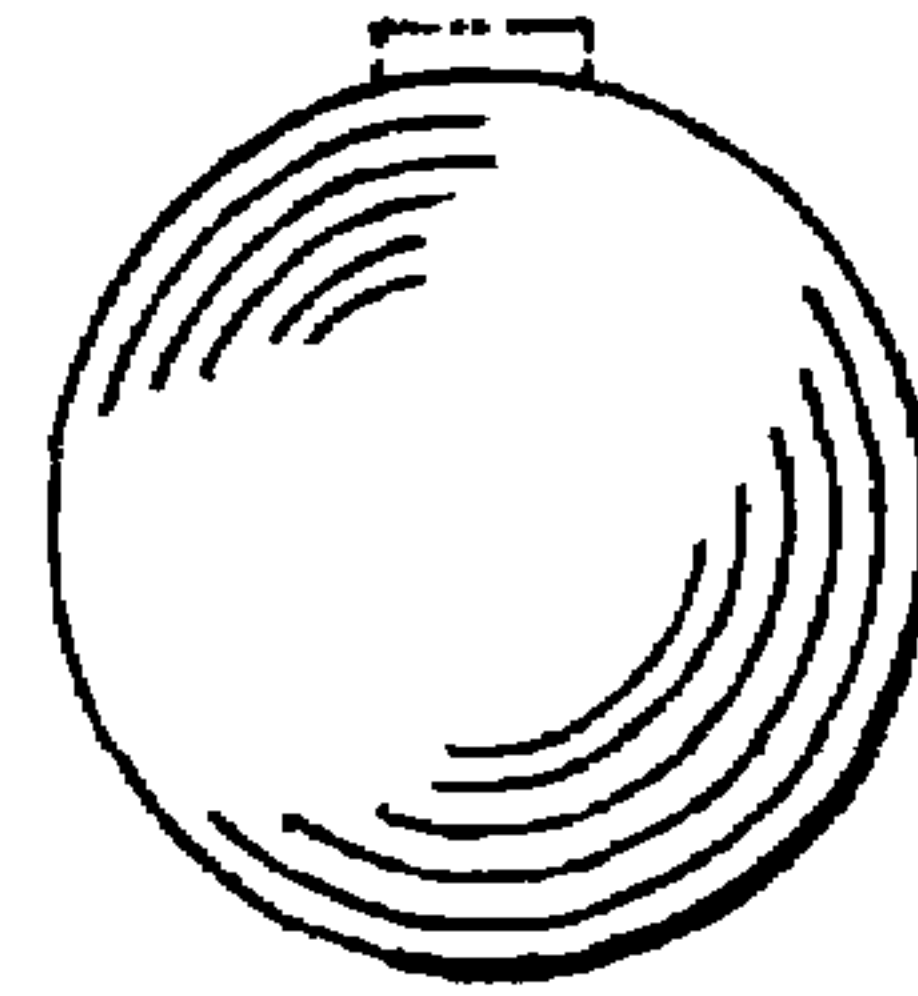


Fig. 5

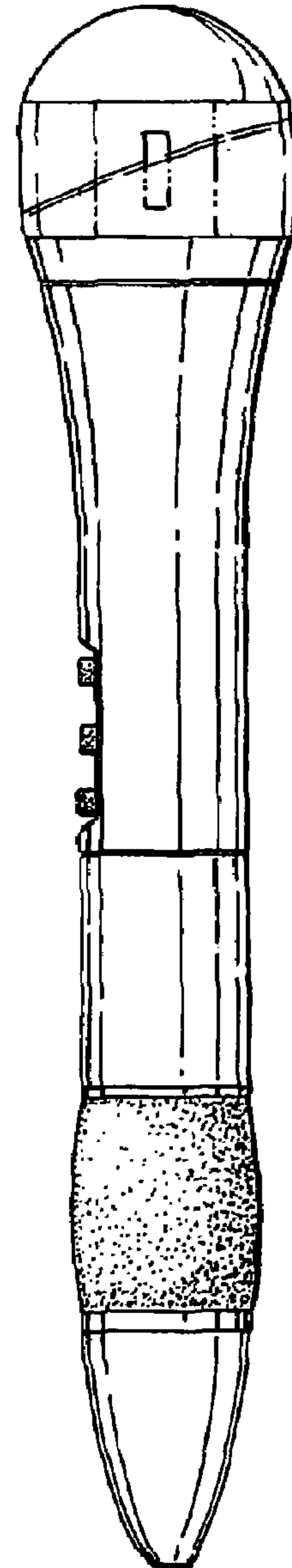


Fig. 4

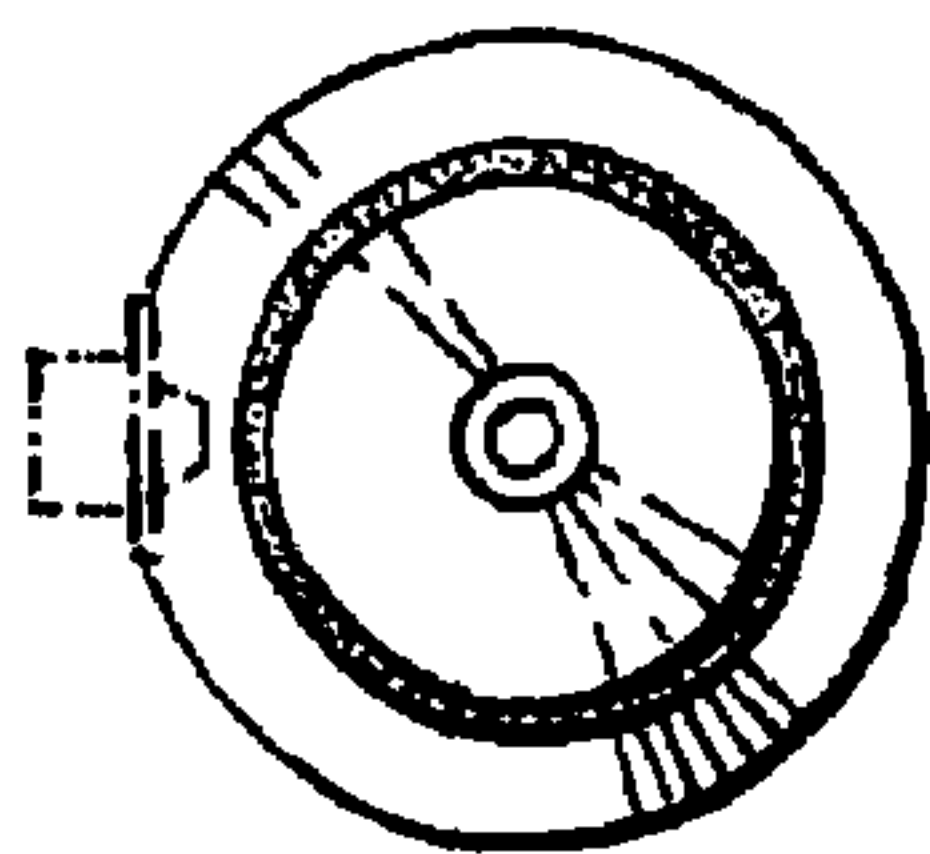


Fig. 6