



US00D562880S

(12) **United States Design Patent**
Kwok

(10) **Patent No.:** **US D562,880 S**

(45) **Date of Patent:** **** Feb. 26, 2008**

(54) **CALCULATOR**

(76) **Inventor:** **Eddie Tak-Chuen Kwok**, 1590 Alpine St., Baldwin, NY (US) 11510

(**) **Term:** **14 Years**

(21) **Appl. No.:** **29/285,877**

(22) **Filed:** **Apr. 13, 2007**

(30) **Foreign Application Priority Data**

Oct. 18, 2006 (HK) 0602687

(51) **LOC (8) Cl.** **18-01**

(52) **U.S. Cl.** **D18/7**

(58) **Field of Classification Search** D14/191,
D14/218, 341-347, 383, 387, 388; D18/1,
D18/2, 4.4, 4.5, 6-12, 12.1, 12.2, 12.3; D21/512;
235/58 R, 59 A, 59 BC, 59 BD, 59 BE,
235/59 BF, 59 BG, 59 BH, 39 CP, 59 T,
235/59 TP, 61 R; 708/100, 105, 130
See application file for complete search history.

(56) **References Cited**

U.S. PATENT DOCUMENTS

D357,638 S * 4/1995 Hetherington et al. D14/383

D398,627 S * 9/1998 Leung D18/7
D419,588 S * 1/2000 Chan D18/7
D426,849 S * 6/2000 Lee D18/7
D466,147 S * 11/2002 Chan D18/7
D546,871 S * 7/2007 Matsuda D18/7

* cited by examiner

Primary Examiner—Robert M. Spear
Assistant Examiner—Garth Rademaker
(74) *Attorney, Agent, or Firm*—Alix, Yale & Ristas, LLP

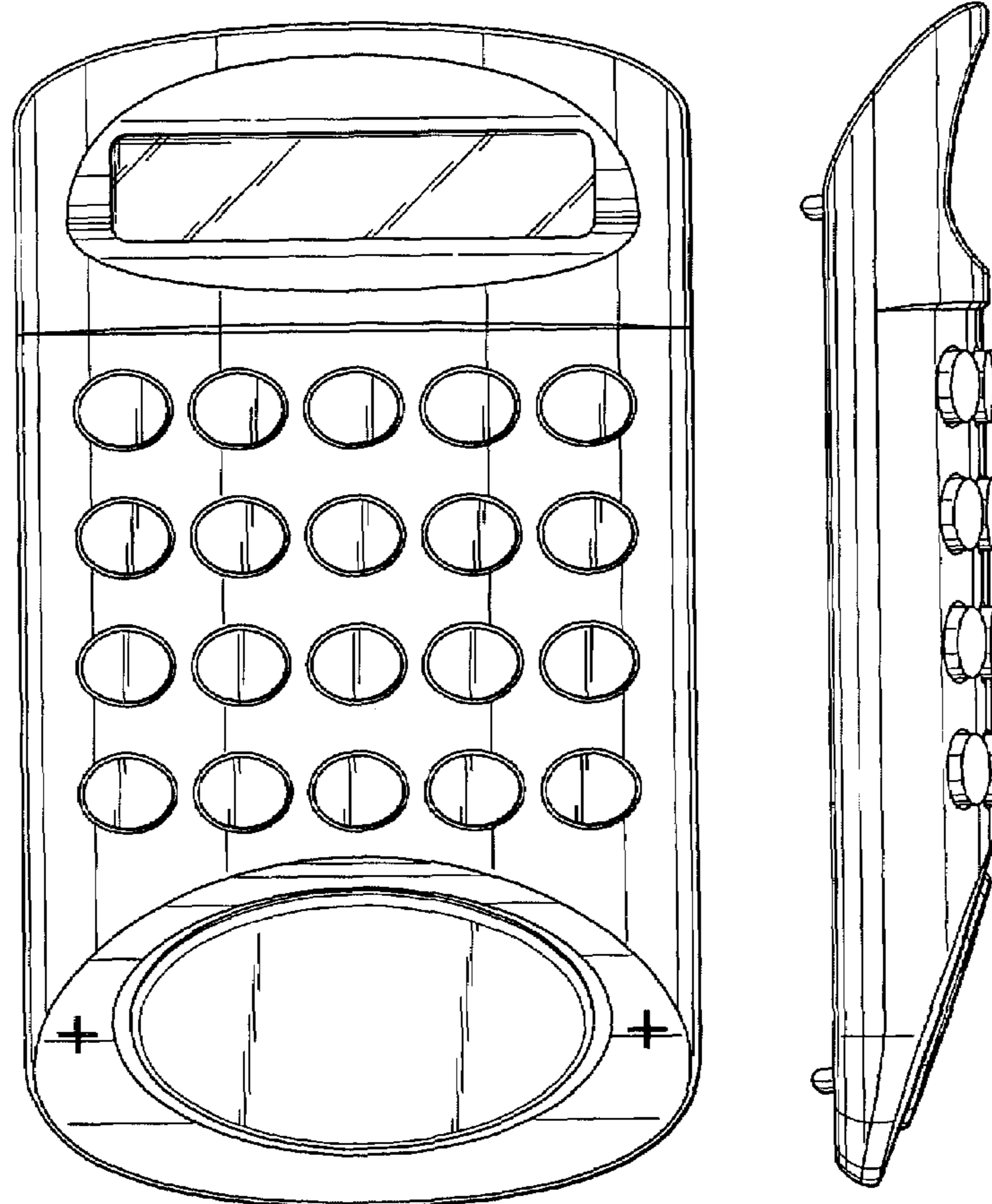
(57) **CLAIM**

The ornamental design for a calculator, as shown and described.

DESCRIPTION

FIG. 1 is a front elevational view of a calculator showing my new design;
FIG. 2 is a left side elevational view thereof;
FIG. 3 is a top plan view thereof;
FIG. 4 is a rear elevational view thereof;
FIG. 5 is a right side elevational view thereof; and,
FIG. 6 is a bottom plan view thereof.

1 Claim, 2 Drawing Sheets



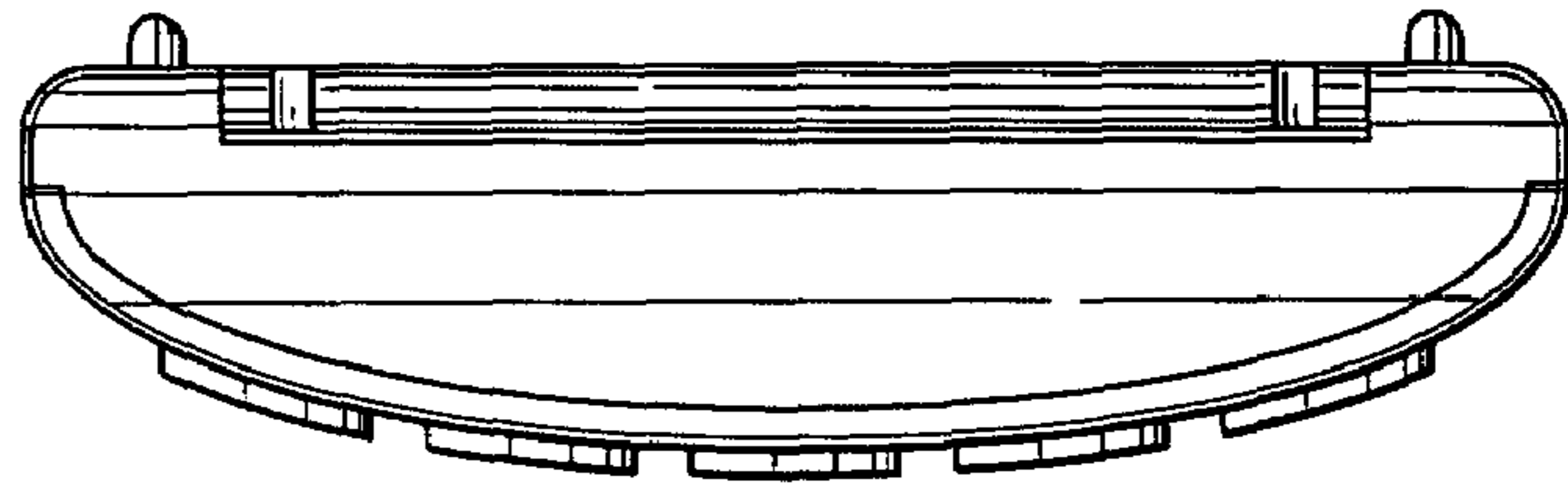


FIG. 3

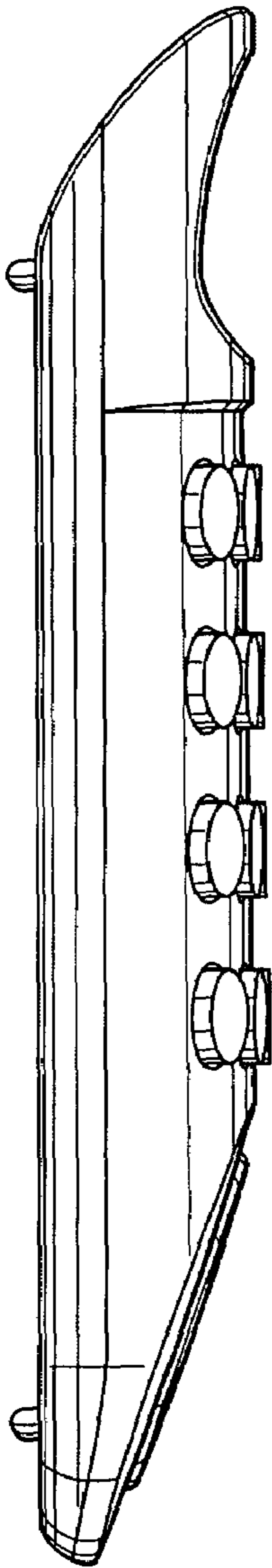


FIG. 2




FIG. 1

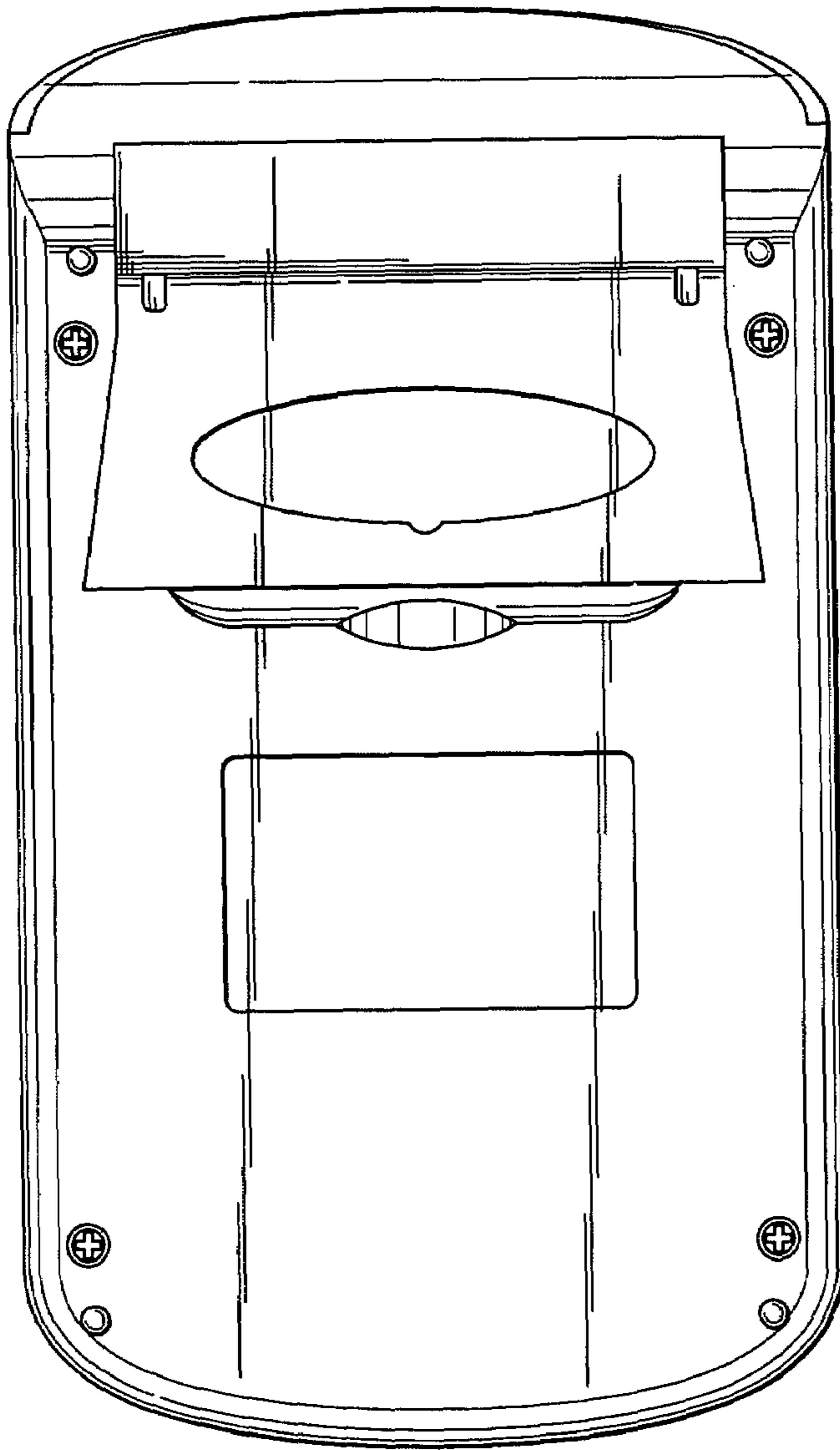


FIG. 4

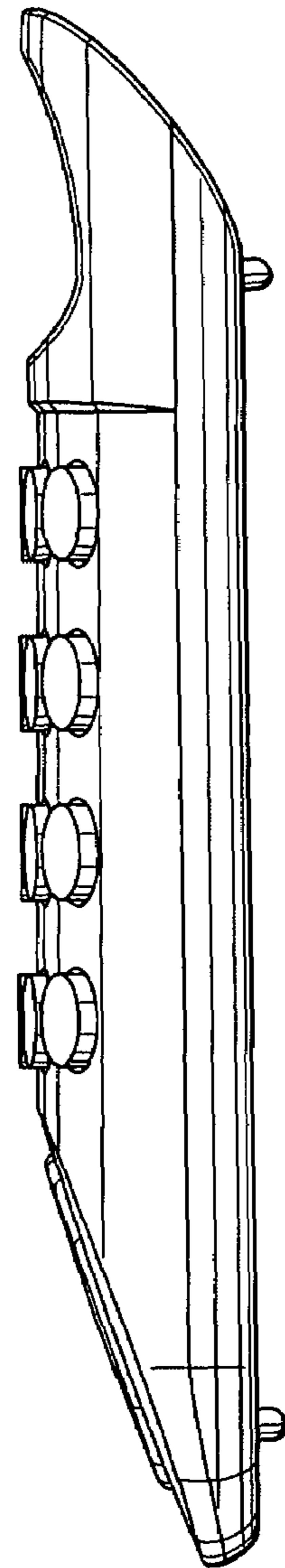


FIG. 5

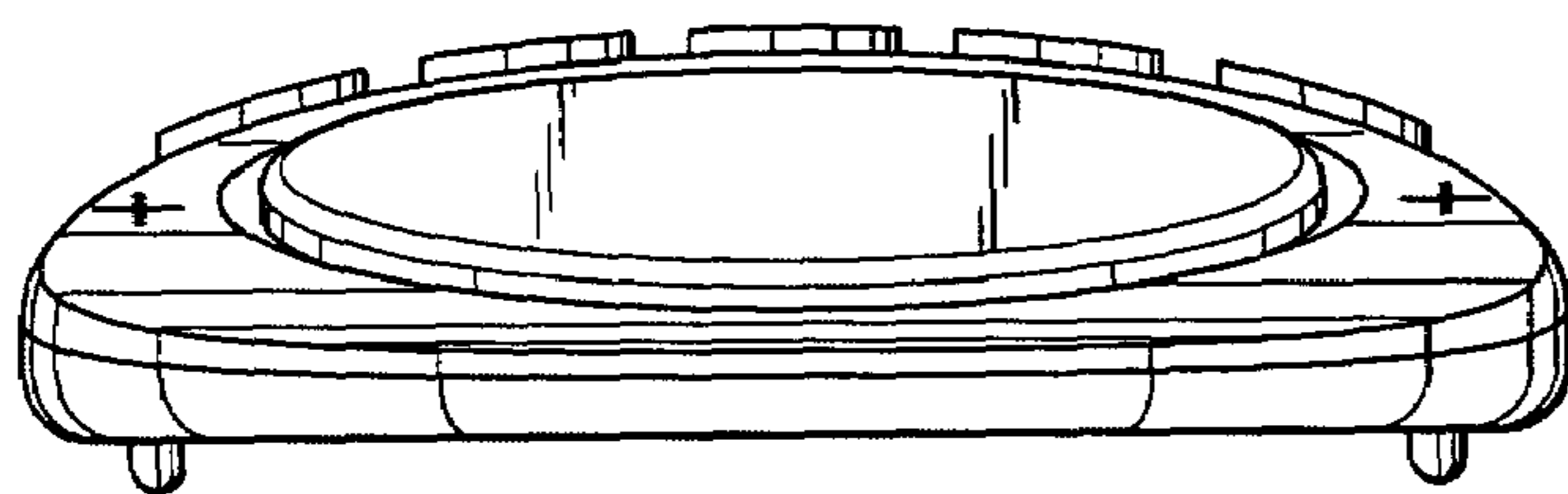


FIG. 6