

US00D562874S

(12) **United States Design Patent**
Hashimoto et al.

(10) **Patent No.:** **US D562,874 S**

(45) **Date of Patent:** **** Feb. 26, 2008**

(54) **PROJECTOR**

D536,359 S * 2/2007 Salvatori et al. D16/230
D548,764 S * 8/2007 Ogino et al. D16/230

(75) Inventors: **Ichiro Hashimoto**, Tokyo (JP);
Kazuhito Sakaguchi, Sagamihara (JP)

* cited by examiner

(73) Assignee: **Casio Keisanki Kabushiki Kaisha**,
Tokyo (JP)

Primary Examiner—Ian Simmons
Assistant Examiner—Wan Laymon

(**) Term: **14 Years**

(74) *Attorney, Agent, or Firm*—Frishauf, Holtz, Goodman &
Chick, P.C.

(21) Appl. No.: **29/285,057**

(57) **CLAIM**

(22) Filed: **Mar. 20, 2007**

The ornamental design for a projector, as shown and
described.

(51) **LOC (8) Cl.** **16-02**

(52) **U.S. Cl.** **D16/235; 16/230**

(58) **Field of Classification Search** D16/205,
D16/208, 213, 221, 225, 229–231, 234–235;
D14/349, 314, 353, 432, 354–355; D21/514;
353/115, 119, 122; 352/34, 202
See application file for complete search history.

DESCRIPTION


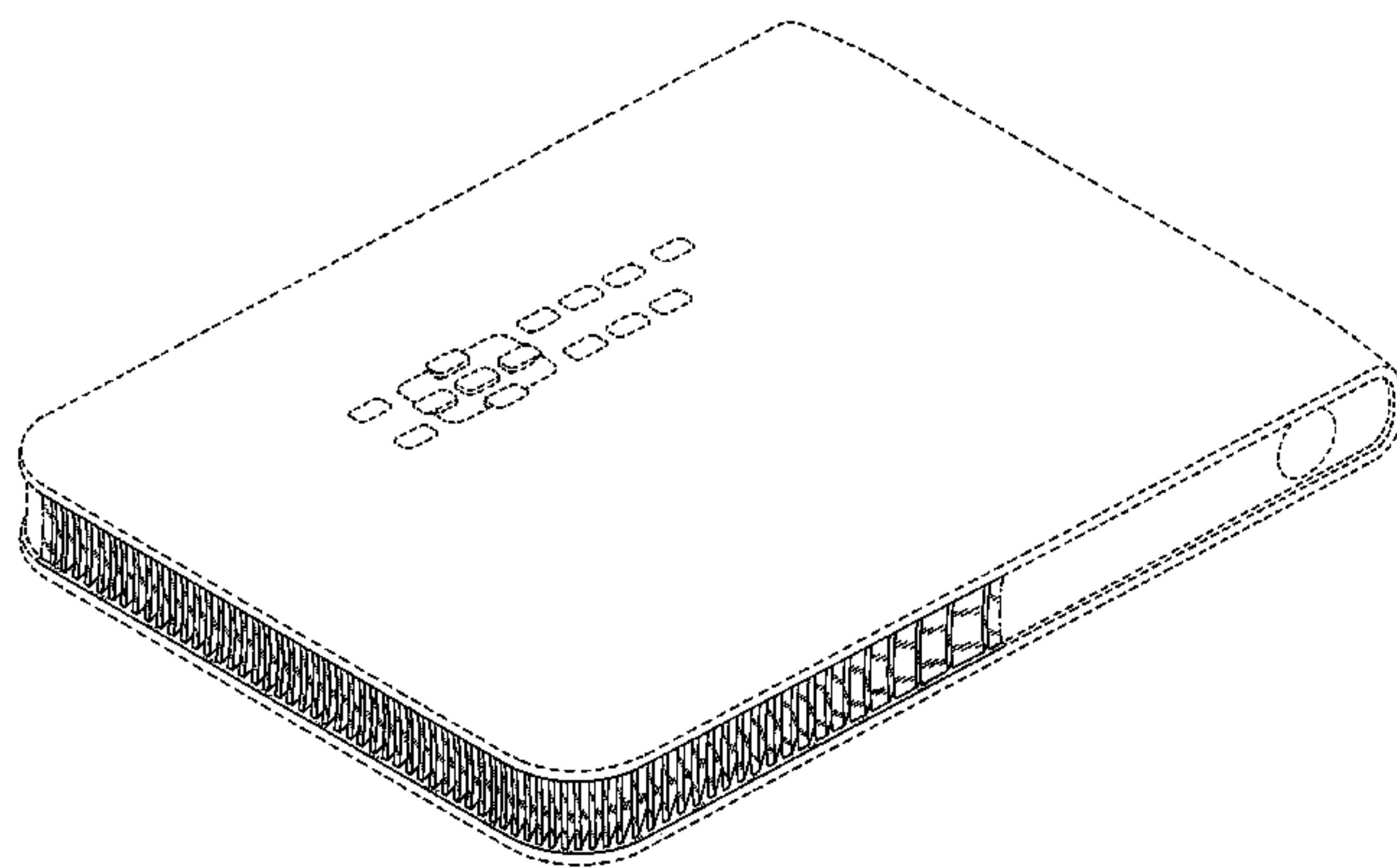
FIG. 1 is a front, right side, top perspective view of a
projector showing our new design;
FIG. 2 is a front elevational view thereof;
FIG. 3 is a rear elevational view thereof;
FIG. 4 is a left side view thereof;
FIG. 5 is a right side view thereof;
FIG. 6 is a top plan view thereof;
FIG. 7 is a bottom plan view thereof; and,
FIG. 8 is a sectional view cross along line 8—8 in FIG. 2.
The portions of the projector in broken lines are shown for
illustrative purposes only and form no part of the claimed
design.

(56) **References Cited**

U.S. PATENT DOCUMENTS

D342,724 S	*	12/1993	Yurkonis et al.	D14/354
D358,135 S	*	5/1995	Chiodo et al.	D14/354
D374,024 S	*	9/1996	Onoda	D16/221
D387,795 S	*	12/1997	Sakamoto	D16/231
D405,799 S	*	2/1999	Ino	D14/354
D422,270 S	*	4/2000	Wong	D14/354
D456,403 S	*	4/2002	Witte	D14/355
D523,058 S	*	6/2006	On et al.	D16/230
D531,654 S	*	11/2006	Lin et al.	D16/230

1 Claim, 6 Drawing Sheets



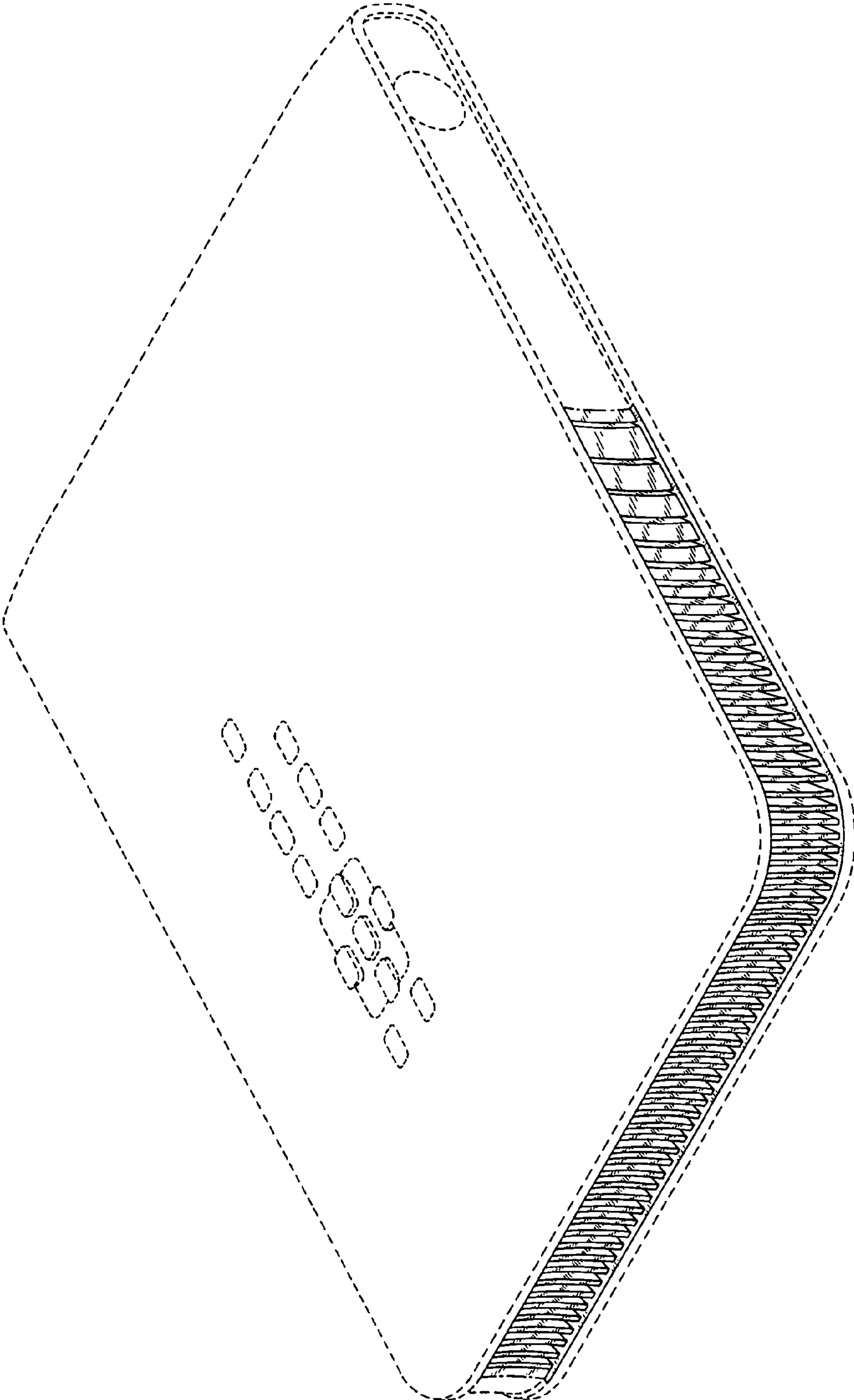


FIG. 1

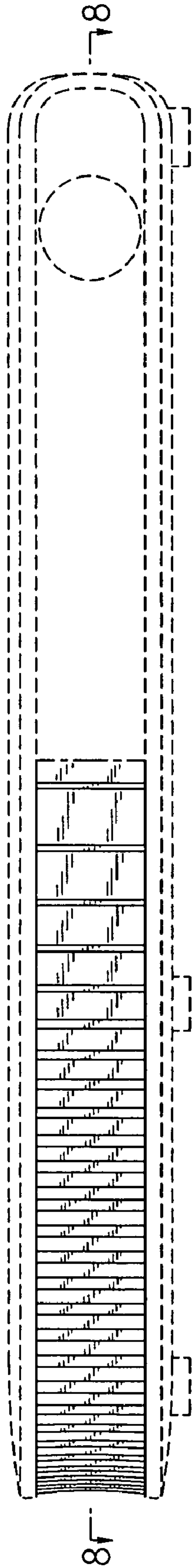


FIG. 2

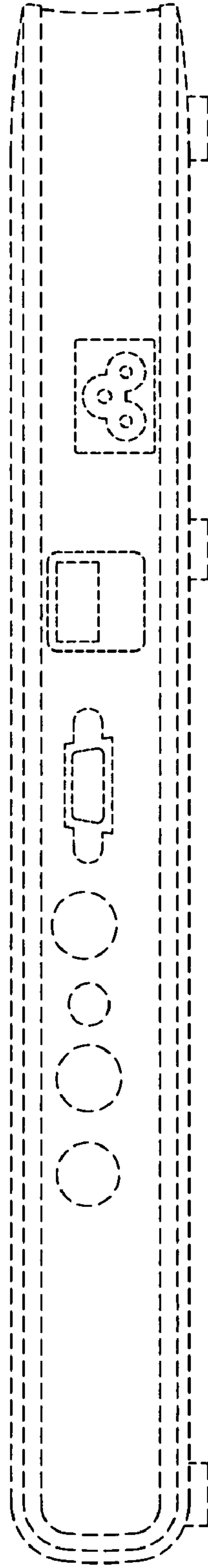


FIG. 3




FIG. 4




FIG. 5




FIG. 6




FIG. 7




FIG. 8