



US00D562859S

(12) **United States Design Patent**
Pinchot

(10) **Patent No.:** **US D562,859 S**

(45) **Date of Patent:** **** Feb. 26, 2008**

(54) **EXTRUDER PLATE FOR GENERALLY TRIANGULAR SHAPED EXTRUDER INSERTS**

D421,555 S * 3/2000 Duhamel D7/665
6,045,764 A 4/2000 Iizuka et al.
6,156,698 A 12/2000 Iida et al.

(75) Inventor: **James M. Pinchot**, Parma, OH (US)

(Continued)

(73) Assignee: **JMP Industries, Inc.**, Cleveland, OH (US)

FOREIGN PATENT DOCUMENTS

EP 556006-001/013 8/1993

(**) Term: **14 Years**

(21) Appl. No.: **29/285,101**

(Continued)

(22) Filed: **Mar. 21, 2007**

OTHER PUBLICATIONS

U.S. Appl. No. 60/548,693, filed Feb. 27, 2004, Pinchot.

(51) **LOC (8) Cl.** **15-99**

(Continued)

(52) **U.S. Cl.** **D15/199; D15/139**

(58) **Field of Classification Search** D7/368, D7/387, 665, 672, 676, 677; D15/138, 139, D15/199; D21/398, 401, 444, 468, 483, D21/488, 501-503, 563, 680; 264/117.12, 264/209.1, 209.8; 366/76.1, 149; 425/190, 425/208, 380

See application file for complete search history.

Primary Examiner—Gary D. Watson
Assistant Examiner—Patricia Palasik
(74) *Attorney, Agent, or Firm*—Fay Sharpe LLP; Brian E. Turung

(57) **CLAIM**

The ornamental design for an extruder plate for generally triangular shaped extruder inserts, as shown and described.

(56) **References Cited**

U.S. PATENT DOCUMENTS

3,303,247	A *	2/1967	Carter et al.	264/209.8
3,412,694	A *	11/1968	Hewett et al.	425/380
3,690,806	A *	9/1972	Kovacs	425/380
3,790,654	A *	2/1974	Bagley	264/209.1
3,911,070	A *	10/1975	Lindsager	264/209.1
3,933,965	A *	1/1976	Gallone et al.	264/209.1
D241,565	S *	9/1976	Molenaar	D21/444
4,293,357	A	10/1981	Higuchi et al.	
4,354,820	A *	10/1982	Yamamoto et al.	264/209.8
4,738,735	A	4/1988	Joncker et al.	
4,747,986	A *	5/1988	Chao	264/209.8
4,767,309	A *	8/1988	Mizuno et al.	264/209.1
4,812,276	A *	3/1989	Chao	264/209.8
4,846,657	A *	7/1989	Chao	425/190
D311,304	S *	10/1990	Virk	D7/672
5,882,782	A	3/1999	Tsubone	
5,938,992	A	8/1999	Hamanaka et al.	
5,972,254	A	10/1999	Sander	

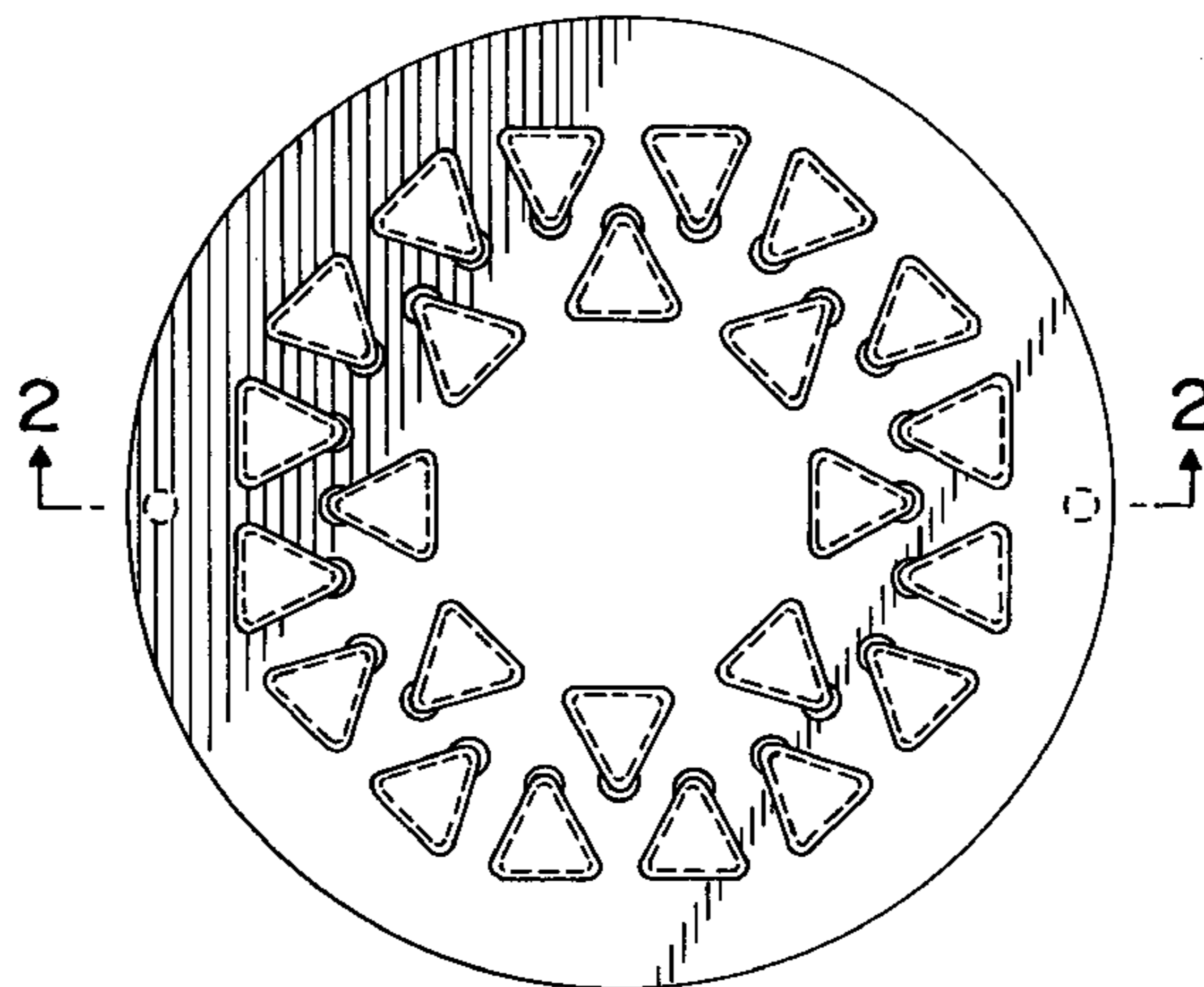
DESCRIPTION

FIG. 1 is a top plan view of an extruder plate for generally triangular shaped extruder inserts showing my new design; FIG. 2 is a cross-sectional view along line 2-2 of FIG. 1; and,

FIG. 3 is an enlarged view of one triangular die insert opening.

The broken line showing of the extruded plate for generally triangular shaped extruder inserts in included for the purpose of illustrating portions of the extruder plate for generally triangular shaped extruder inserts and forms no part of the claimed design. The broken diagonal lines indicate the sectional portion.

1 Claim, 1 Drawing Sheet



U.S. PATENT DOCUMENTS

6,162,524 A 12/2000 Patchett et al.
 D435,759 S * 1/2001 Durbin et al. D7/387
 6,206,675 B1 3/2001 BeVier
 D442,612 S 5/2001 Pinchot
 D444,487 S 7/2001 Pinchot
 D446,794 S 8/2001 Pinchot
 D450,732 S 11/2001 Pinchot
 D452,257 S 12/2001 Pinchot
 6,345,972 B1 * 2/2002 Guillemette 425/380
 6,413,595 B1 * 7/2002 Schirmer 264/172.15
 D469,116 S 1/2003 Pinchot
 D469,117 S 1/2003 Pinchot
 D469,452 S 1/2003 Pinchot
 D469,453 S 1/2003 Pinchot
 D469,454 S 1/2003 Pinchot
 D470,869 S 2/2003 Pinchot
 D470,870 S 2/2003 Pinchot
 D472,252 S 3/2003 Pinchot
 D475,096 S * 5/2003 Manville D21/488
 D485,286 S 1/2004 Pinchot
 D494,198 S 8/2004 Pinchot
 D496,377 S 9/2004 Pinchot
 D497,376 S 10/2004 Pinchot
 D523,452 S 6/2006 Pinchot
 D531,197 S 10/2006 Pinchot
 D534,562 S 1/2007 Pinchot
 D550,783 S * 9/2007 Glickman D21/488
 2001/0008642 A1 7/2001 Meyer
 2004/0022886 A1 2/2004 Sagar

FOREIGN PATENT DOCUMENTS

EP 000556022 8/1993
 EP 556022-01/04 8/1993
 EP 556030-01/04 8/1993

OTHER PUBLICATIONS

U.S. Appl. No. 11/062,220, filed Feb. 18, 2005, Pinchot.
 U.S. Appl. No. 29/242,613, filed Nov. 10, 2005, Pinchot.
 U.S. Appl. No. 29/242,779, filed Nov. 15, 2005, Pinchot.

U.S. Appl. No. 29/242,881, filed Nov. 15, 2005, Pinchot.
 U.S. Appl. No. 29/263,182, filed Jul. 14, 2006, Pinchot.
 U.S. Appl. No. 29/263,183, filed Jul. 14, 2006, Pinchot.
 U.S. Appl. No. 29/263,184, filed Jul. 14, 2006, Pinchot.
 U.S. Appl. No. 29/263,185, filed Jul. 14, 2006, Pinchot.
 U.S. Appl. No. 29/263,364, filed Jul. 14, 2006, Pinchot.
 U.S. Appl. No. 11/651,063, filed Jan. 8, 2007, Pinchot.
 U.S. Appl. No. 29/272,847, filed Feb. 20, 2007, Pinchot.
 U.S. Appl. No. 29/285,075, filed Mar. 21, 2007, Pinchot.
 U.S. Appl. No. 29/285,076, filed Mar. 21, 2007, Pinchot.
 U.S. Appl. No. 29/285,077, filed Mar. 21, 2007, Pinchot.
 U.S. Appl. No. 29/285,078, filed Mar. 21, 2007, Pinchot.
 U.S. Appl. No. 29/285,079, filed Mar. 21, 2007, Pinchot.
 U.S. Appl. No. 29/285,080, filed Mar. 21, 2007, Pinchot.
 U.S. Appl. No. 29/285,081, filed Mar. 21, 2007, Pinchot.
 U.S. Appl. No. 29/285,082, filed Mar. 21, 2007, Pinchot.
 U.S. Appl. No. 29/285,083, filed Mar. 21, 2007, Pinchot.
 U.S. Appl. No. 29/285,084, filed Mar. 21, 2007, Pinchot.
 U.S. Appl. No. 29/285,092, filed Mar. 21, 2007, Pinchot.
 U.S. Appl. No. 29/285,094, filed Mar. 21, 2007, Pinchot.
 U.S. Appl. No. 29/285,095, filed Mar. 21, 2007, Pinchot.
 U.S. Appl. No. 29/285,096, filed Mar. 21, 2007, Pinchot.
 U.S. Appl. No. 29/285,098, filed Mar. 21, 2007, Pinchot.
 U.S. Appl. No. 29/285,099, filed Mar. 21, 2007, Pinchot.
 U.S. Appl. No. 29/285,100, filed Mar. 21, 2007, Pinchot.
 U.S. Appl. No. 29/285,108, filed Mar. 21, 2007, Pinchot.
 U.S. Appl. No. 29/285,101, filed Mar. 21, 2007, Pinchot.
 U.S. Appl. No. 29/285,109, filed Mar. 21, 2007, Pinchot.
 U.S. Appl. No. 29/285,110, filed Mar. 21, 2007, Pinchot.
 U.S. Appl. No. 29/285,111, filed Mar. 21, 2007, Pinchot.
 U.S. Appl. No. 29/285,112, filed Mar. 21, 2007, Pinchot.
 U.S. Appl. No. 29/285,115, filed Mar. 21, 2007, Pinchot.
 U.S. Appl. No. 29/285,116, filed Mar. 21, 2007, Pinchot.
 U.S. Appl. No. 29/285,127, filed Mar. 21, 2007, Pinchot.
 U.S. Appl. No. 29/285,128, filed Mar. 21, 2007, Pinchot.
 U.S. Appl. No. 29/285,130, filed Mar. 21, 2007, Pinchot.
 U.S. Appl. No. 29/285,131, filed Mar. 21, 2007, Pinchot.
 PCT/US06/005731, Feb. 17, 2006.
 PCT/US07/000300, Jan. 8, 2007.

* cited by examiner

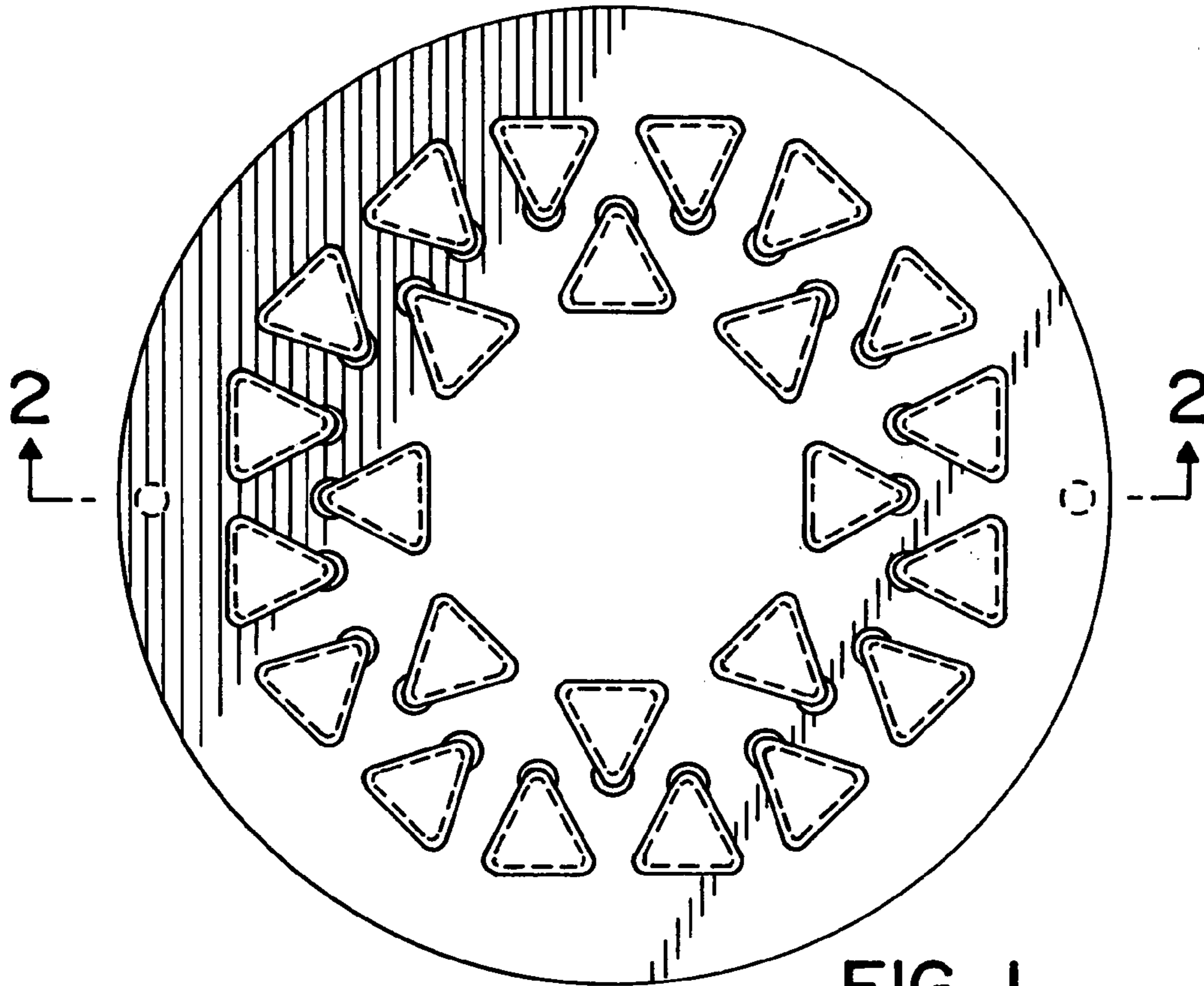


FIG. 1

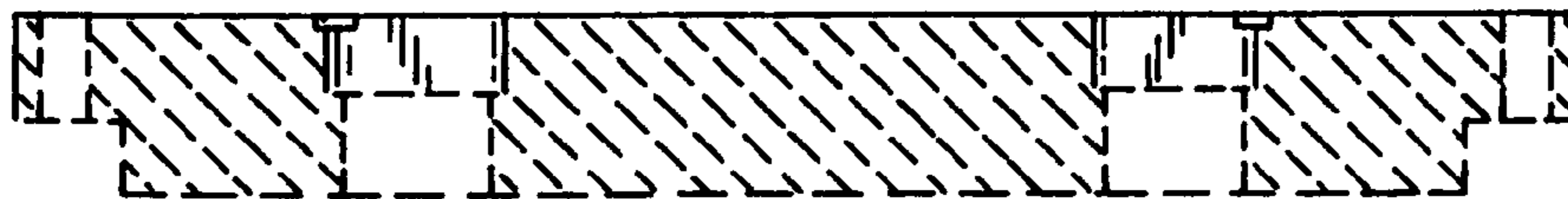


FIG. 2

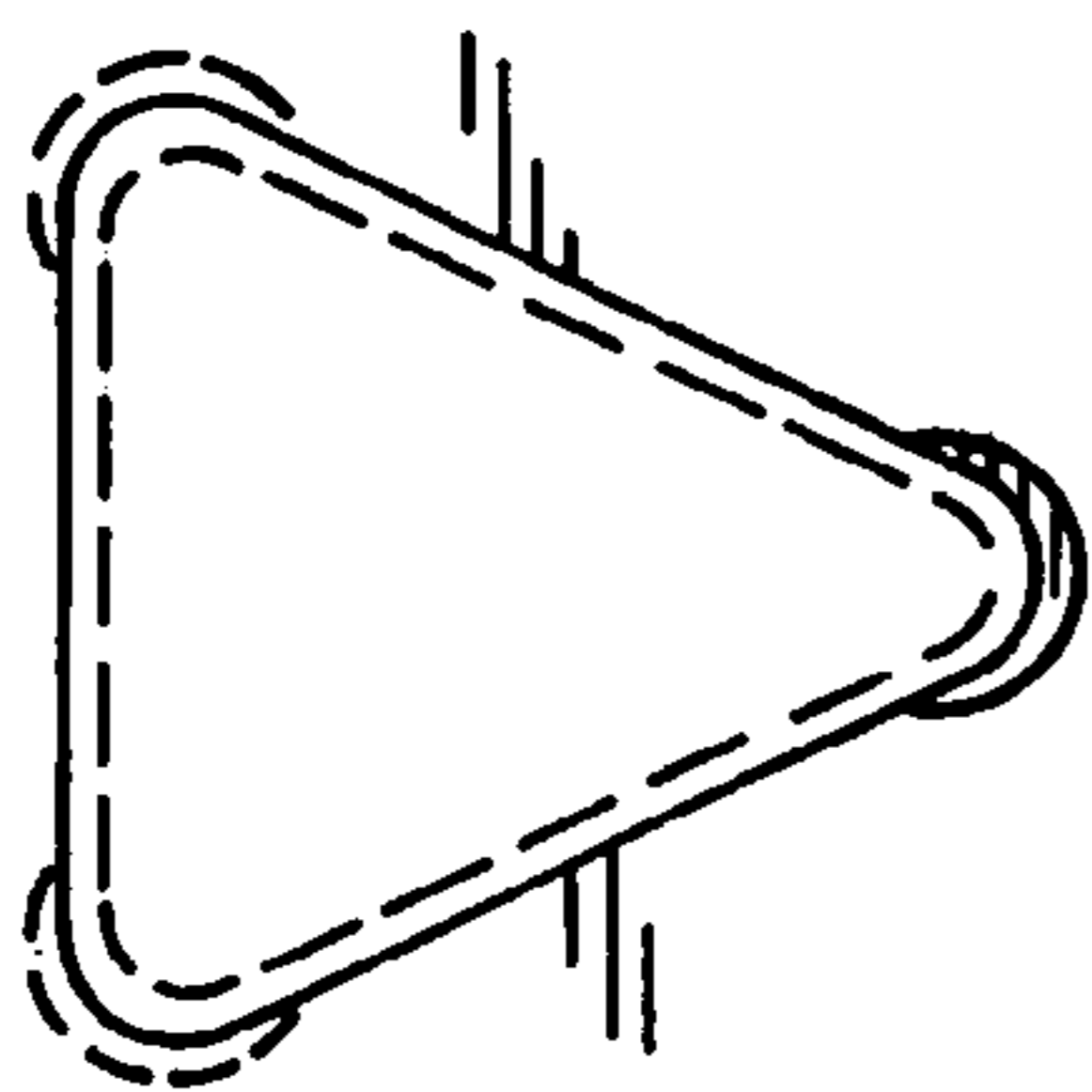


FIG. 3