



US00D562822S

(12) **United States Design Patent**
Canavan et al.

(10) **Patent No.:** **US D562,822 S**

(45) **Date of Patent:** **** Feb. 26, 2008**

(54) **MOUSE WITH SIDE ROLLER AND UPPER ROLLER**

(75) Inventors: **Eugene Canavan**, Bray County Wicklow (IE); **Peter Sheehan**, New Castle County Wicklow (IE); **Erik Charlton**, Atherton, CA (US)

(73) Assignee: **Logitech Europe S.A.** (CH)

(**) Term: **14 Years**

(21) Appl. No.: **29/259,196**

(22) Filed: **May 2, 2006**

(51) **LOC (8) Cl.** **14-02**

(52) **U.S. Cl.** **D14/409**

(58) **Field of Classification Search** D14/402-410, D14/417, 432; 200/5 R, 5 A, 6 R, 6 A-6 B; 345/156-167; 74/471 XY; 463/36-38
See application file for complete search history.

(56) **References Cited**

U.S. PATENT DOCUMENTS

D302,426 S	7/1989	Bradley et al.	
4,862,165 A *	8/1989	Gart	341/20
D328,597 S	8/1992	Clouss	
D336,900 S	6/1993	Pfeifer	
D337,321 S	7/1993	Koh et al.	
D343,392 S	1/1994	Harden et al.	
D348,057 S	6/1994	Bradley	
D349,280 S	8/1994	Kaneko	
D355,901 S	2/1995	Bradley	
D356,558 S	3/1995	Montgomery et al.	
D362,431 S	9/1995	Kaneko et al.	
D372,908 S	8/1996	Aeschbacher et al.	
D375,729 S	11/1996	Aeschbacher et al.	
D378,086 S	2/1997	Sheehan et al.	
D382,550 S	8/1997	Kaneko et al.	
D385,542 S	10/1997	Kaneko et al.	
D404,731 S *	1/1999	Mayer	D14/409

D411,190 S	6/1999	McMahon et al.
D411,837 S	7/1999	Sheehan
D412,898 S	8/1999	Adams et al.
D413,114 S	8/1999	Sheehan
D413,322 S	8/1999	Sheehan et al.
D421,434 S	3/2000	Sheehan et al.
D423,488 S	4/2000	O'Keeffe et al.
D430,879 S	9/2000	Chiang et al.
D430,881 S	9/2000	Bidiville et al.
D435,847 S	1/2001	Sheehan et al.
D435,848 S	1/2001	Sheehan et al.
D436,961 S	1/2001	Ledbetter et al.
D437,599 S	2/2001	Kaneko et al.
D437,852 S	2/2001	Ledbetter et al.

(Continued)

Primary Examiner—Pamela J. Burgess

(74) *Attorney, Agent, or Firm*—Townsend and Townsend and Crew LLP

(57) **CLAIM**

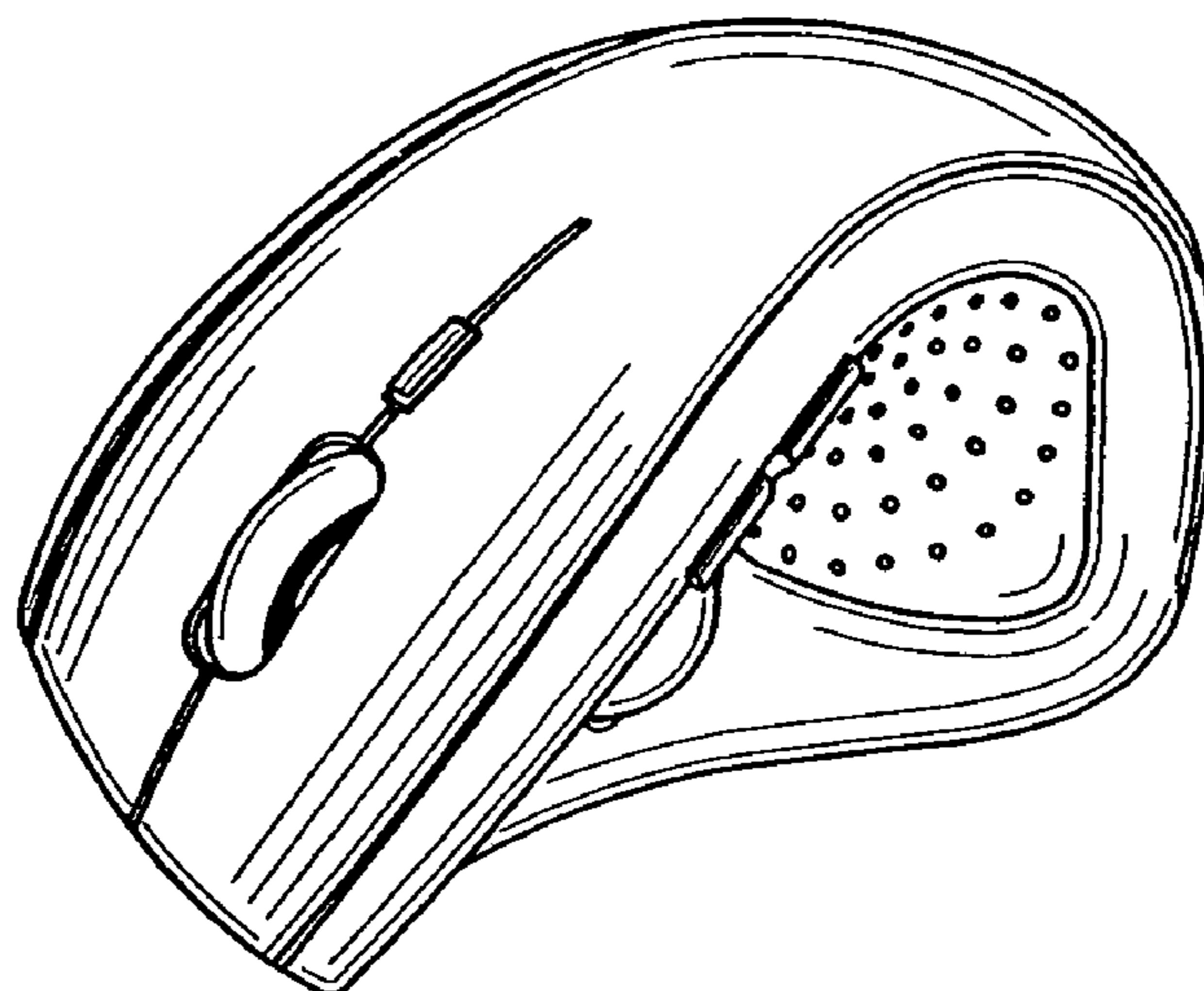
The ornamental design for mouse with side roller and upper roller, as shown and described.

DESCRIPTION

FIG. 1 is a perspective view of a mouse with side roller and upper roller showing our new design;
FIG. 2 is a top plan view thereof;
FIG. 3 is a bottom plan view thereof;
FIG. 4 is a right elevational view thereof;
FIG. 5 is a left elevational view thereof;
FIG. 6 is a front elevational view thereof; and,
FIG. 7 is a rear elevational view thereof.

Phantom lining, where utilized, is for illustrative purposes only, and is not intended to limit the claimed component design to the features shown in phantom.

1 Claim, 6 Drawing Sheets



US D562,822 S

Page 2

U.S. PATENT DOCUMENTS

D437,853 S	2/2001	Ledbetter et al.		
D438,209 S	2/2001	Ledbetter et al.		
D439,252 S	3/2001	Ledbetter et al.		
D439,253 S	3/2001	Sheehan et al.		
D439,905 S	4/2001	Jones et al.		
D440,224 S	4/2001	Jones et al.		
D440,972 S	4/2001	Chiang et al.		
D441,749 S	5/2001	Swan et al.		
D442,592 S	5/2001	Ledbetter et al.		
D443,274 S	6/2001	Loughnane et al.		
D443,275 S	6/2001	Loughnane et al.		
D443,616 S	6/2001	Fisher et al.		
D449,301 S	10/2001	Stephens et al.		
D450,321 S	11/2001	Fisher et al.		
D450,697 S	11/2001	Fisher et al.		
D450,698 S	11/2001	Fisher et al.		
D450,699 S	11/2001	Fisher et al.		
D450,700 S *	11/2001	Fisher et al.	D14/402
D451,098 S	11/2001	Fisher et al.		
D459,353 S *	6/2002	Lee et al.	D14/408
D460,071 S	7/2002	Sheehan et al.		
D460,072 S	7/2002	Sheehan		
D460,969 S	7/2002	Sheehan		
D464,350 S	10/2002	Kerestegian et al.		
D464,352 S	10/2002	Kerestegian		
D464,651 S	10/2002	Kerestegian		
6,509,891 B1 *	1/2003	Sheehan et al.	345/167
D470,495 S	2/2003	Sheehan et al.		
D471,556 S	3/2003	O'Keeffe et al.		
D473,232 S	4/2003	Fisher		
D473,870 S	4/2003	Fisher		
D474,769 S	5/2003	Fisher et al.		
D475,347 S	6/2003	Sheehan et al.		
6,580,419 B1 *	6/2003	O'Keeffe et al.	345/163
D479,528 S	9/2003	Sheehan et al.		
D479,529 S	9/2003	Sheehan et al.		
D485,272 S	1/2004	Fisher		
D487,895 S	3/2004	Fisher et al.		
D488,157 S	4/2004	Fisher		
D488,474 S	4/2004	Fisher et al.		
D489,723 S	5/2004	Fisher et al.		
D489,724 S	5/2004	Fisher		
D491,948 S	6/2004	Fisher		
D493,173 S	7/2004	Canavan et al.		
D495,272 S *	8/2004	Yedlin et al.	D11/184
6,791,533 B2 *	9/2004	Su	345/163
D503,715 S	4/2005	Sheehan et al.		
D504,133 S	4/2005	Canavan et al.		
D505,677 S	5/2005	Sheehan et al.		
D505,678 S	5/2005	Sheehan et al.		
D505,679 S	5/2005	Klarke et al.		
D506,198 S	6/2005	Sheehan et al.		
D514,572 S *	2/2006	Chang	D14/409
D519,119 S	4/2006	Canavan et al.		
D519,508 S	4/2006	Canavan et al.		
D521,517 S	5/2006	Canavan et al.		
D523,013 S	6/2006	Twohig et al.		

* cited by examiner

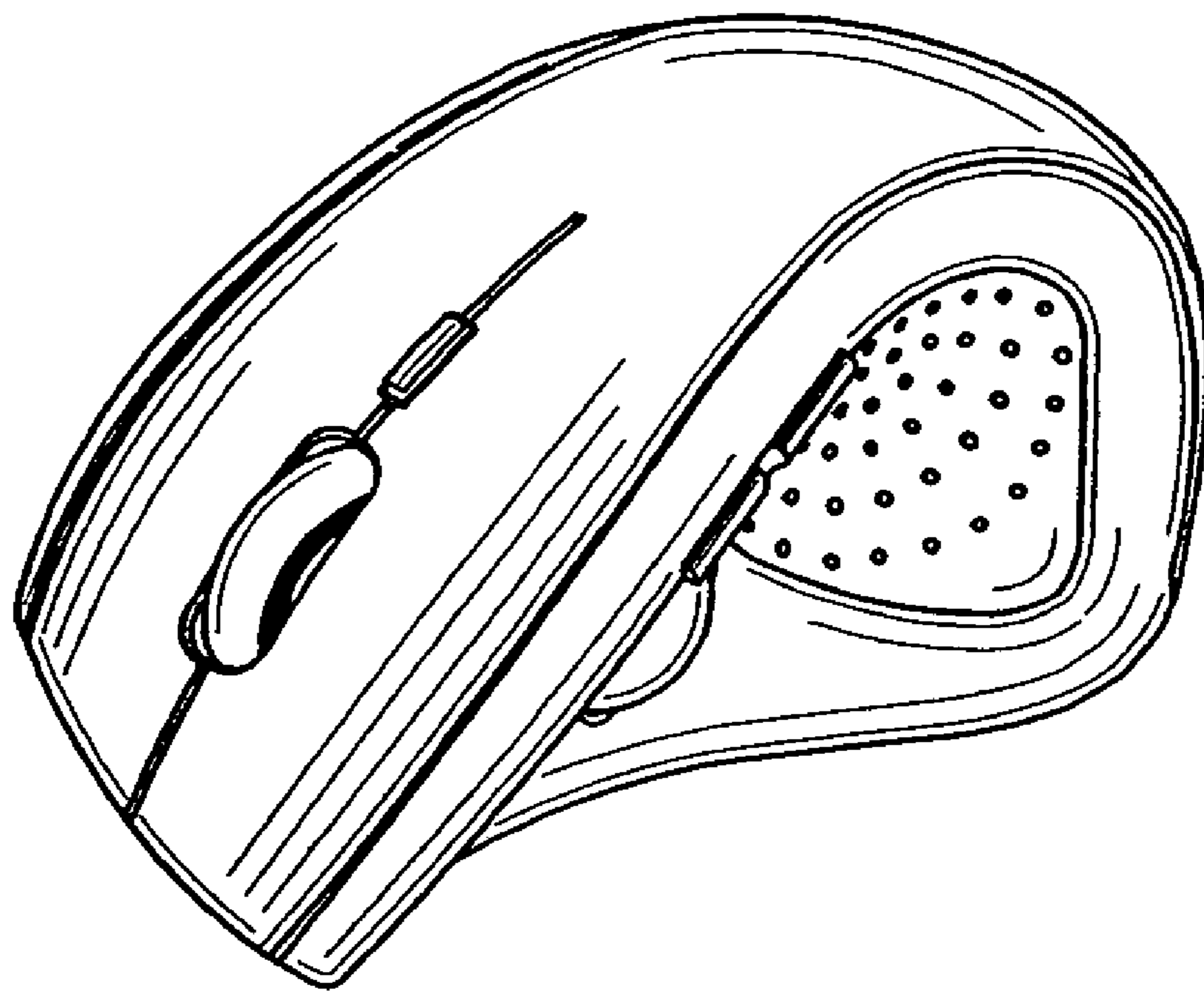


FIG. 1

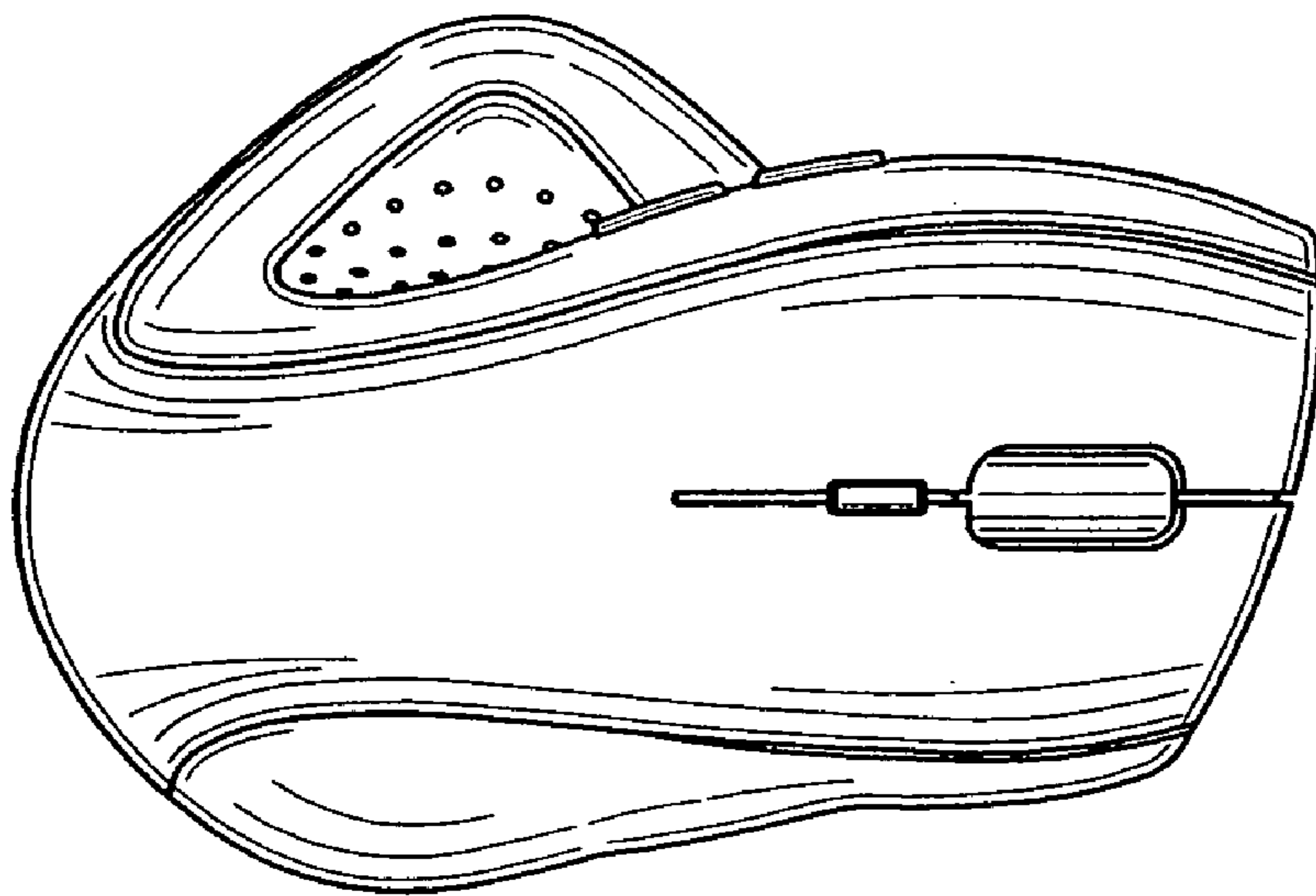


FIG. 2

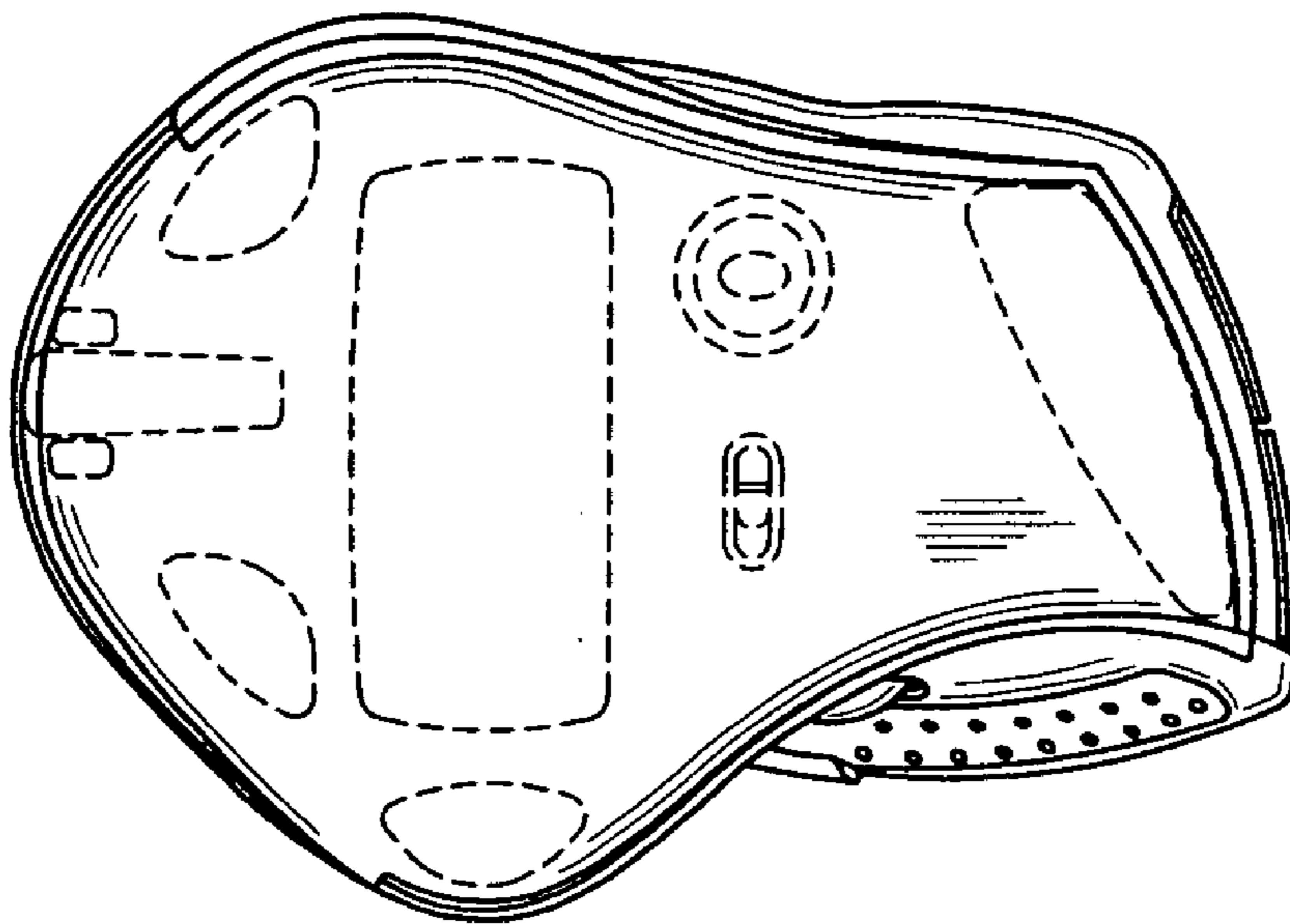


FIG. 3




FIG. 4




FIG. 5

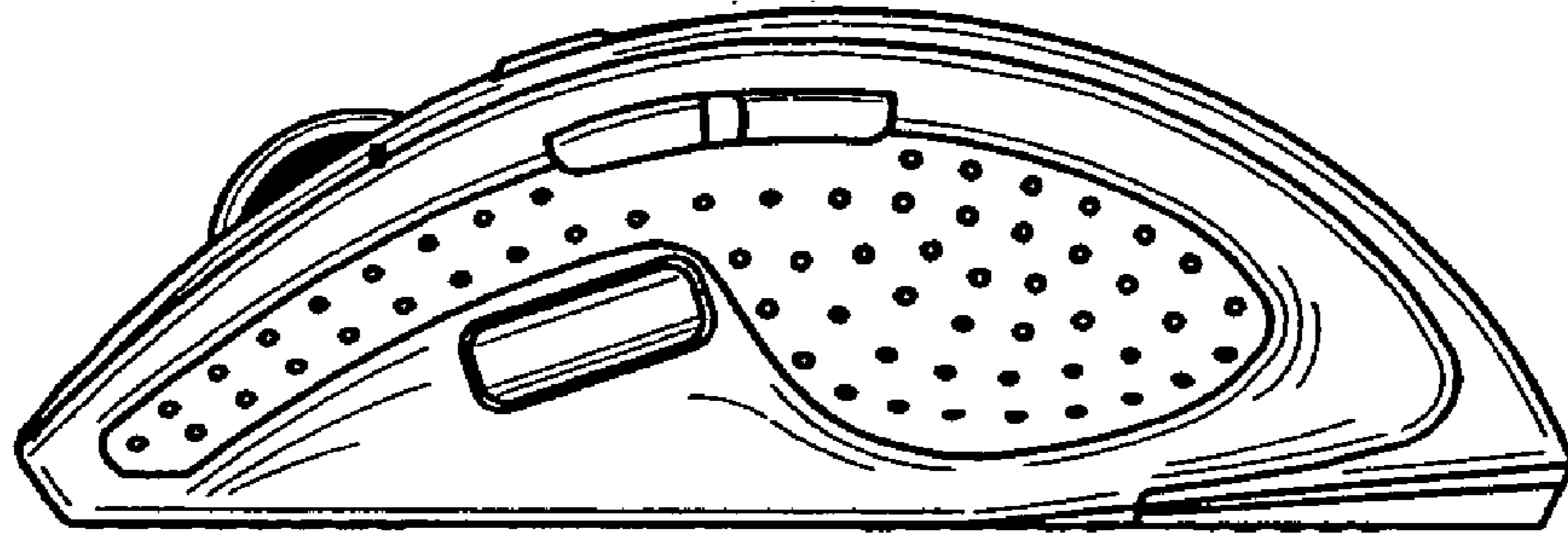


FIG. 6



FIG. 7



FIG. 8