

US00D562803S

(12) **United States Design Patent**
Kim et al.

(10) **Patent No.:** **US D562,803 S**

(45) **Date of Patent:** **** Feb. 26, 2008**

(54) **SPEAKER**

D463,392 S * 9/2002 Khadivar D14/214
D471,893 S * 3/2003 Jung D14/214
D496,925 S * 10/2004 Lau D14/214

(75) Inventors: **Yong Soo Kim**, Seoul (KR); **Il Soo Yeom**, Seoul (KR)

(73) Assignee: **LG Electronics Inc.**, Seoul (KR)

* cited by examiner

(**) Term: **14 Years**

Primary Examiner—Nanda Bondade
(74) *Attorney, Agent, or Firm*—Birch, Stewart, Kolasch & Birch, LLP

(21) Appl. No.: **29/270,515**

(22) Filed: **Dec. 27, 2006**

(57) **CLAIM**

(30) **Foreign Application Priority Data**

Jun. 27, 2006 (KR) 30-2006-0027379

The ornamental design for a speaker, as shown and described.

(51) **LOC (8) Cl.** **14-01**

DESCRIPTION

(52) **U.S. Cl.** **D14/214**

FIG. 1 is a front, right perspective view of the speaker showing our new design;

(58) **Field of Classification Search** D14/204,
D14/209–216; 181/143–144, 147–148, 150,
181/157, 198–199, 151, 153; 381/300–302,
381/306, 333, 345, 361–364, 386–388, 332,
381/336

FIG. 2 is a front view thereof;

FIG. 3 is a rear view thereof;

See application file for complete search history.

FIG. 4 is a left side view thereof, the right side view being a mirror image thereof;

FIG. 5 is a top plan view thereof; and,

FIG. 6 is a bottom plan view thereof.

(56) **References Cited**

U.S. PATENT DOCUMENTS

6,035,962 A * 3/2000 Lin 381/386

1 Claim, 3 Drawing Sheets

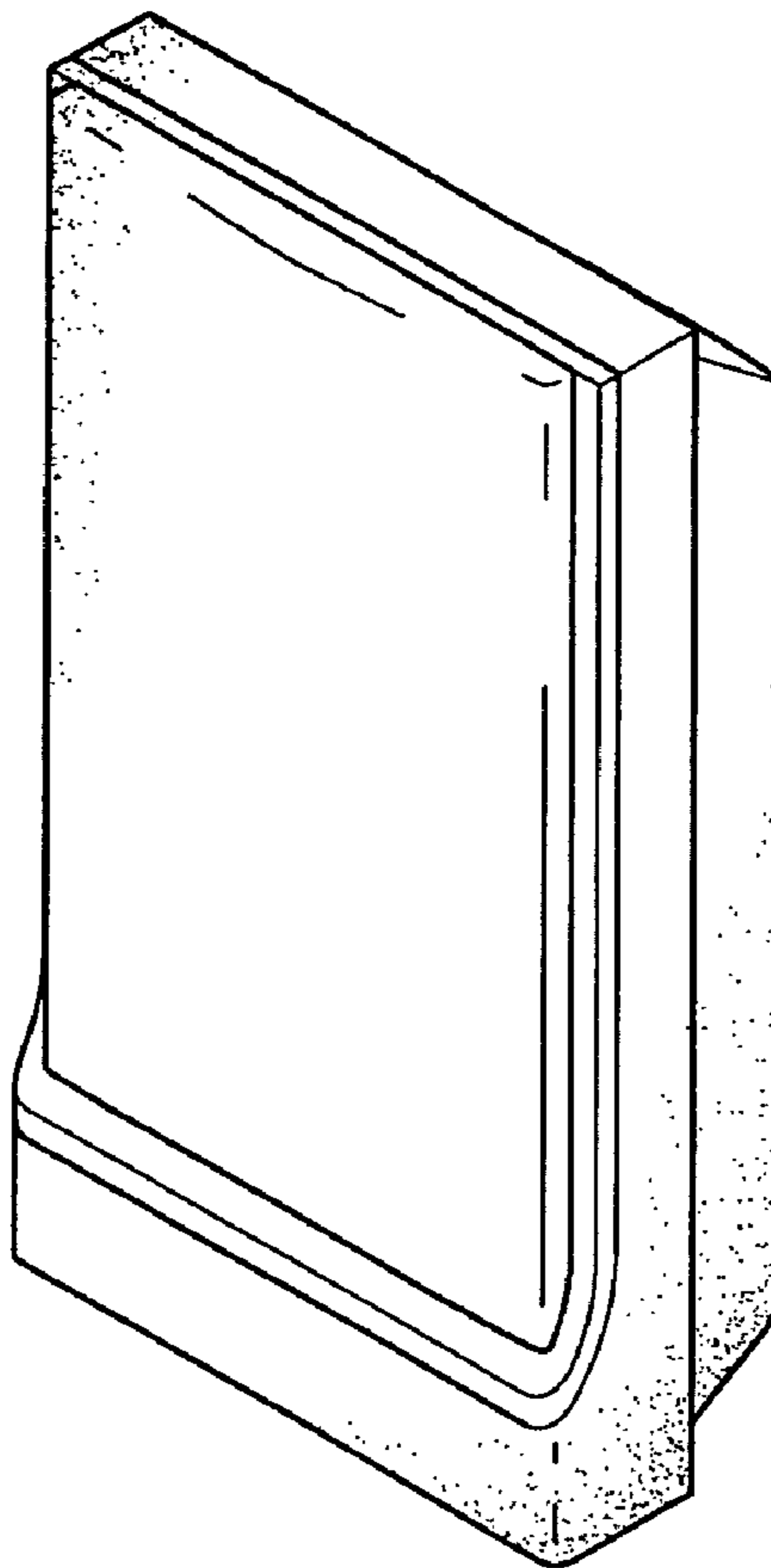


Fig. 1

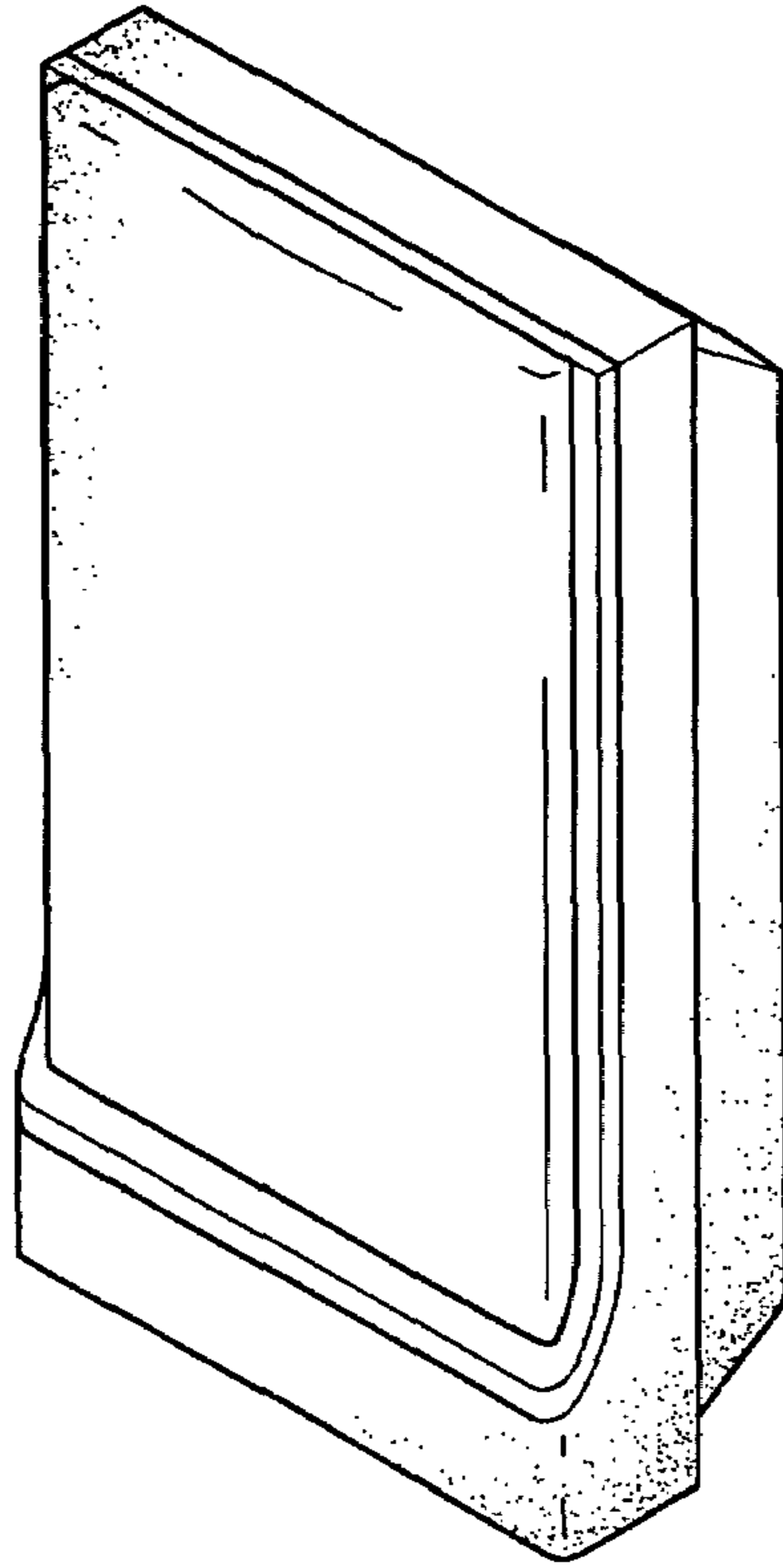


Fig. 2




Fig. 3

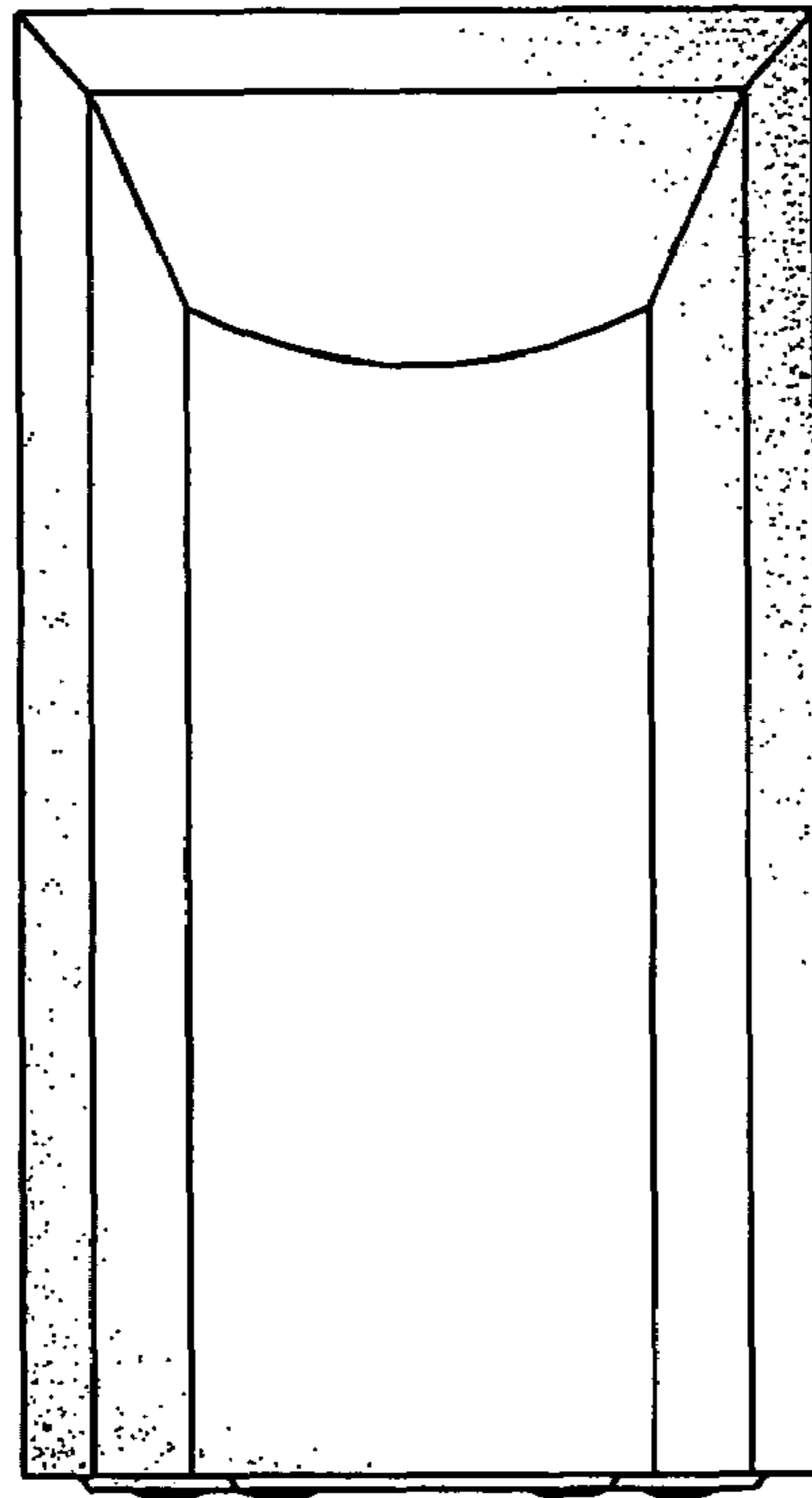


Fig. 4




Fig. 5

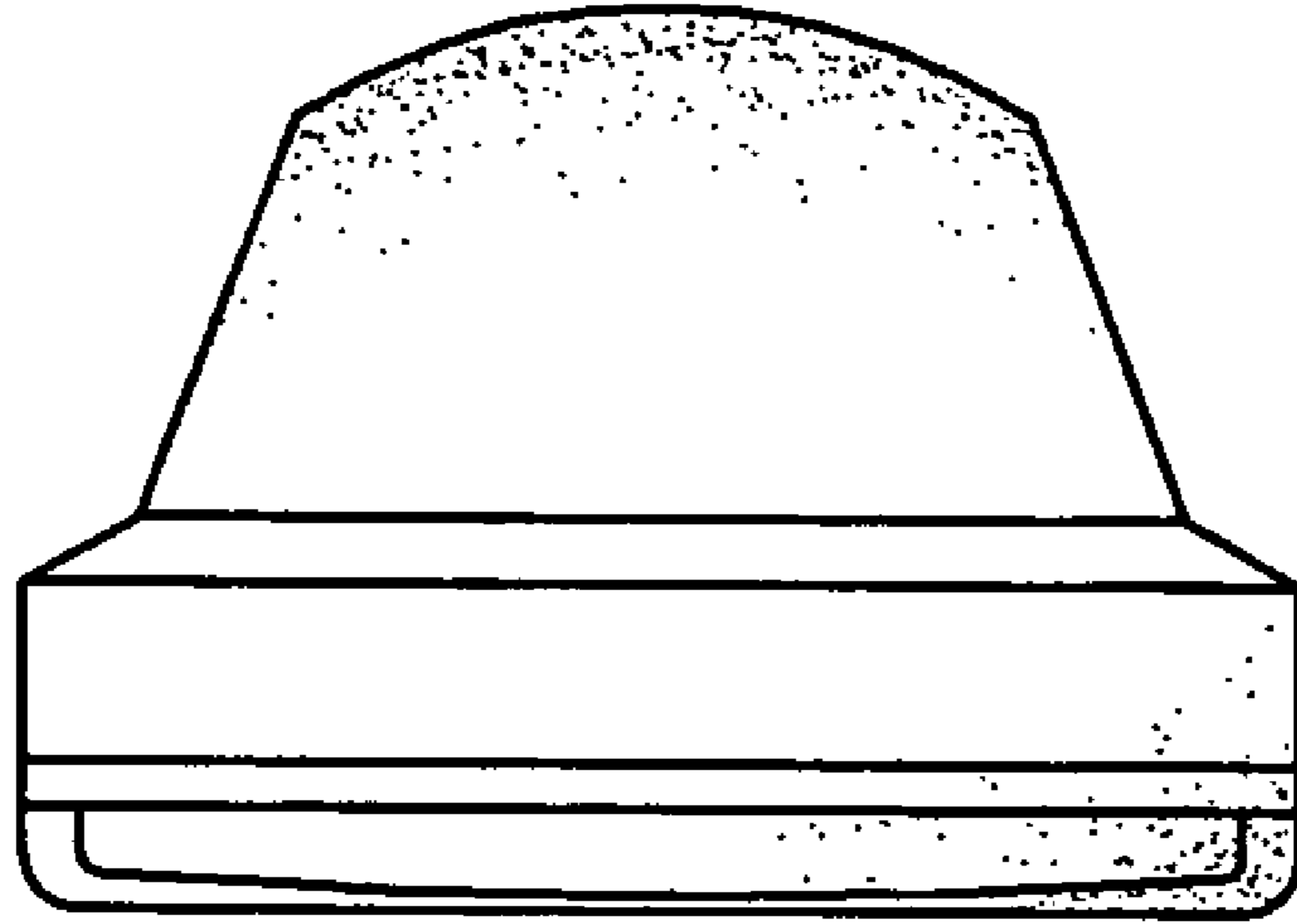


Fig. 6

