



US00D562802S

(12) **United States Design Patent**
Kim et al.

(10) **Patent No.:** **US D562,802 S**

(45) **Date of Patent:** **** Feb. 26, 2008**

(54) **SPEAKER**

(75) Inventors: **Yong Soo Kim**, Seoul (KR); **Il Soo Yeom**, Seoul (KR)

(73) Assignee: **LG Electronics Inc.**, Seoul (KR)

(**) Term: **14 Years**

(21) Appl. No.: **29/270,514**

(22) Filed: **Dec. 27, 2006**

(30) **Foreign Application Priority Data**

Jun. 27, 2006 (KR) 30-2006-0027381

(51) **LOC (8) Cl.** **14-01**

(52) **U.S. Cl.** **D14/211**

(58) **Field of Classification Search** D14/204,
D14/209-216; 181/143-144, 147-148, 150,
181/157, 198-199, 151, 153; 381/300-302,
381/306, 333, 345, 361-364, 386-388, 332,
381/336

See application file for complete search history.

(56) **References Cited**

U.S. PATENT DOCUMENTS

D319,242 S * 8/1991 Furuno D14/214

D434,026 S * 11/2000 Lewis D14/211
D457,875 S * 5/2002 Joe D14/211
D491,552 S * 6/2004 Niitsu D14/216
D503,168 S * 3/2005 Hisatsune D14/211
D512,987 S * 12/2005 Tsuge D14/211

* cited by examiner

Primary Examiner—Nanda Bondade

(74) *Attorney, Agent, or Firm*—Birch, Stewart, Kolasch & Birch, LLP

(57) **CLAIM**

The ornamental design for a speaker, as shown and described.

DESCRIPTION

FIG. 1 is a front, right perspective view of the speaker showing our new design;

FIG. 2 is a front view thereof;

FIG. 3 is a rear view thereof;

FIG. 4 is a left side view thereof, the right side view being a mirror image thereof;

FIG. 5 is a top plan view thereof; and,

FIG. 6 is a bottom plan view thereof.

1 Claim, 5 Drawing Sheets

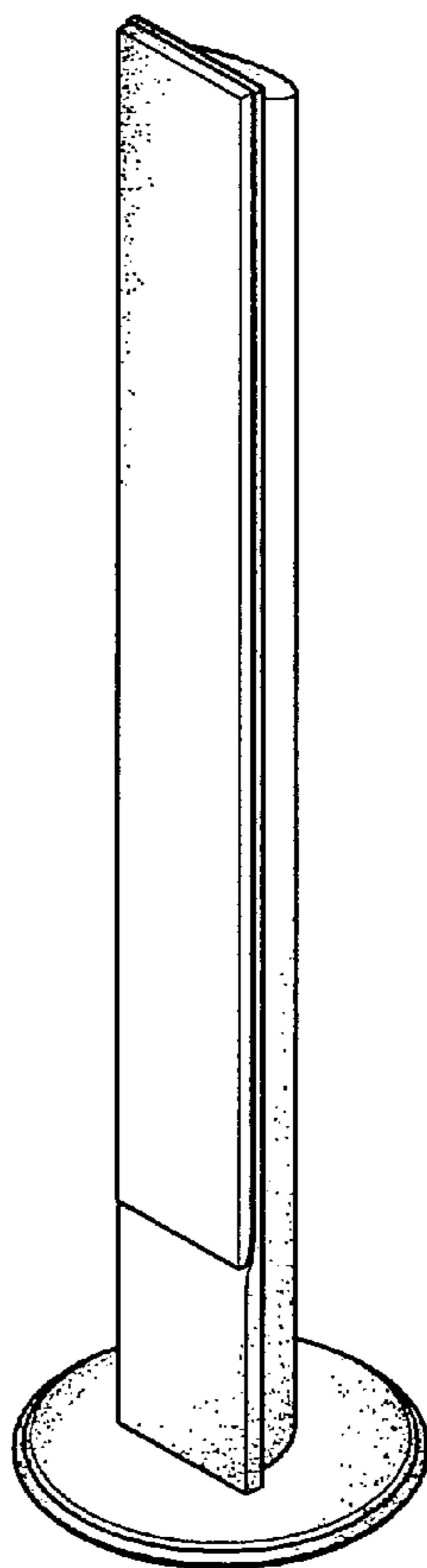


Fig. 1

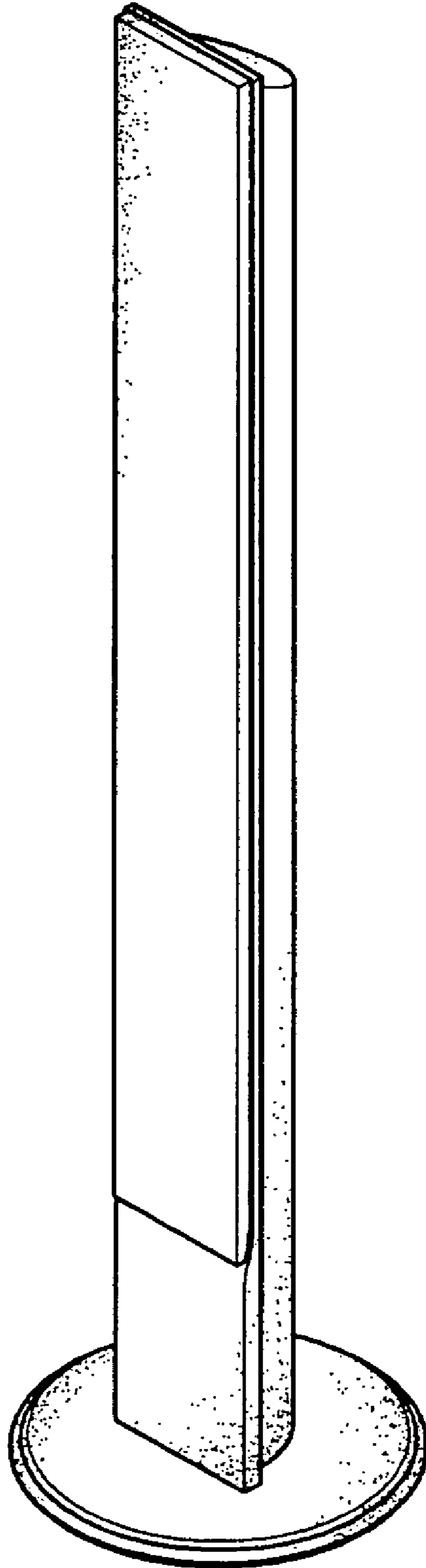


Fig. 2

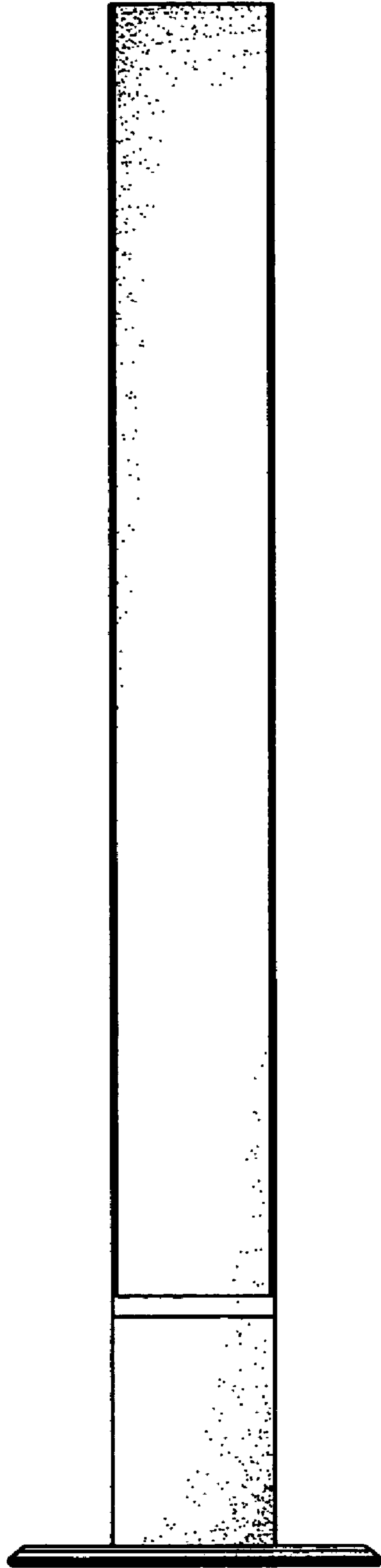


Fig. 3

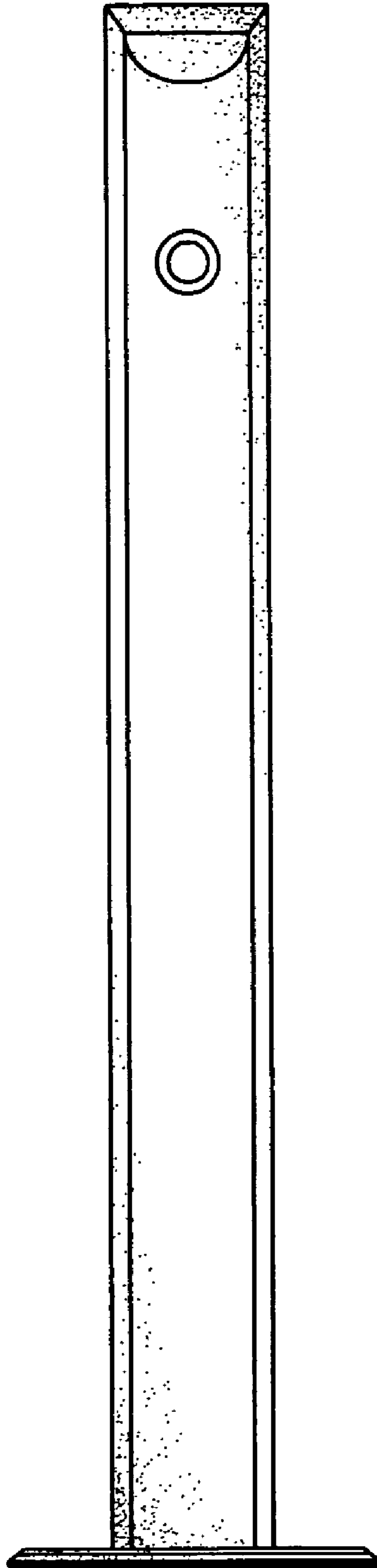


Fig. 4

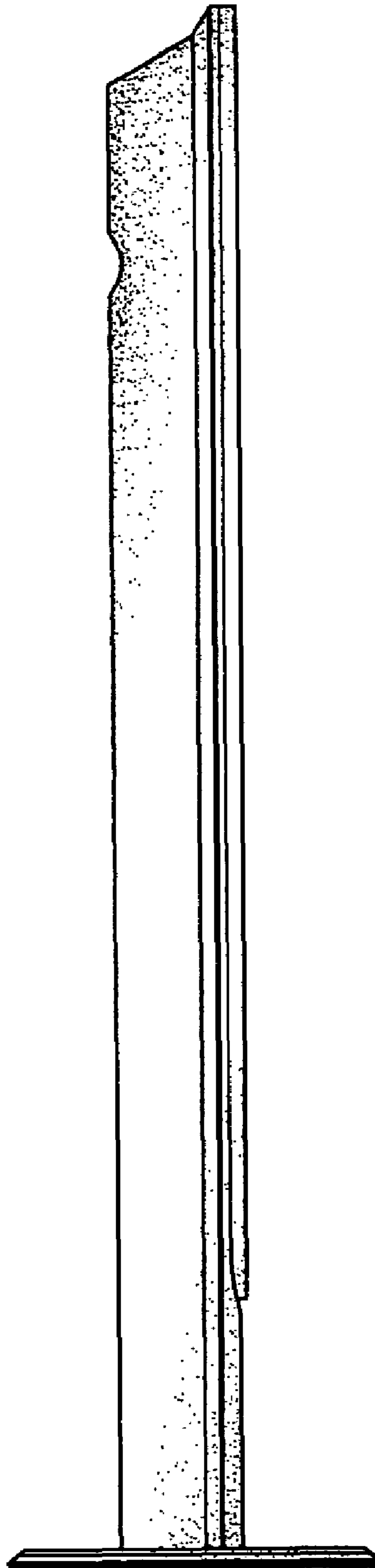


Fig. 5




Fig. 6

