



US00D562795S

(12) **United States Design Patent**  
**Nara**

(10) **Patent No.:** **US D562,795 S**

(45) **Date of Patent:** **\*\* Feb. 26, 2008**

(54) **MOBILE TELEPHONE**

2006/0293093 A1\* 12/2006 Marcus ..... 455/575.3

(75) Inventor: **Katsuhiro Nara**, Tokyo (JP)

\* cited by examiner

(73) Assignee: **Casio Hitachi Mobile Communications Co., Ltd.**, Tokyo (JP)

*Primary Examiner*—Terry A Wallace  
(74) *Attorney, Agent, or Firm*—Frishauf, Holtz, Goodman & Chick, P.C.

(\*\*) Term: **14 Years**

(21) Appl. No.: **29/273,184**

(57) **CLAIM**

(22) Filed: **Feb. 28, 2007**

The ornamental design for a mobile telephone, as shown and described.

(30) **Foreign Application Priority Data**

**DESCRIPTION**

Sep. 27, 2006 (JP) ..... 2006-025987

(51) **LOC (8) Cl.** ..... **14-03**

(52) **U.S. Cl.** ..... **D14/138**

(58) **Field of Classification Search** ..... D14/137,  
D14/138, 147, 148, 156, 247, 248, 341–347,  
D14/496; D16/208; D21/329, 331, 333,  
D21/517; 348/14.01–14.02; 361/814; 379/  
433.11–433.13; 455/556.1, 556.2, 575.1,  
455/575.3, 575.4, 566, 90.3

See application file for complete search history.

FIG. 1 is a front elevational view of a mobile telephone showing my new design;

FIG. 2 is a rear elevational view thereof;

FIG. 3 is a top plan view thereof;

FIG. 4 is a bottom plan view thereof;

FIG. 5 is a right side elevational view thereof;

FIG. 6 is a left side elevational view thereof;

FIG. 7 is a front elevational view thereof in an open position;

FIG. 8 is a rear elevational view thereof in the open position;

FIG. 9 is a bottom plan view thereof in the open position; and,

FIG. 10 is a front, right side, bottom perspective view thereof in the closed position.


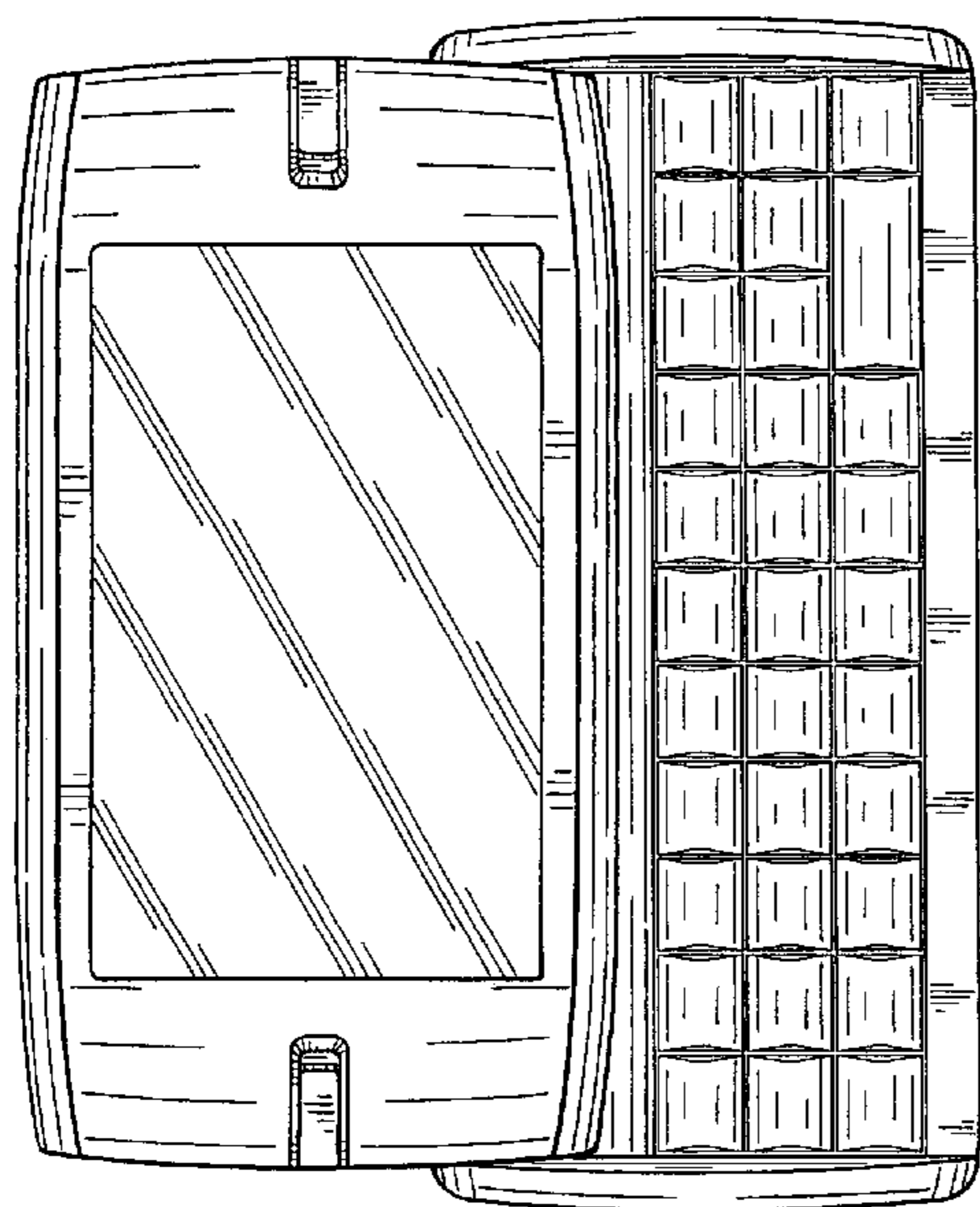
The broken line showing in the drawings is for illustrative purposes only and forms no part of the claimed design.

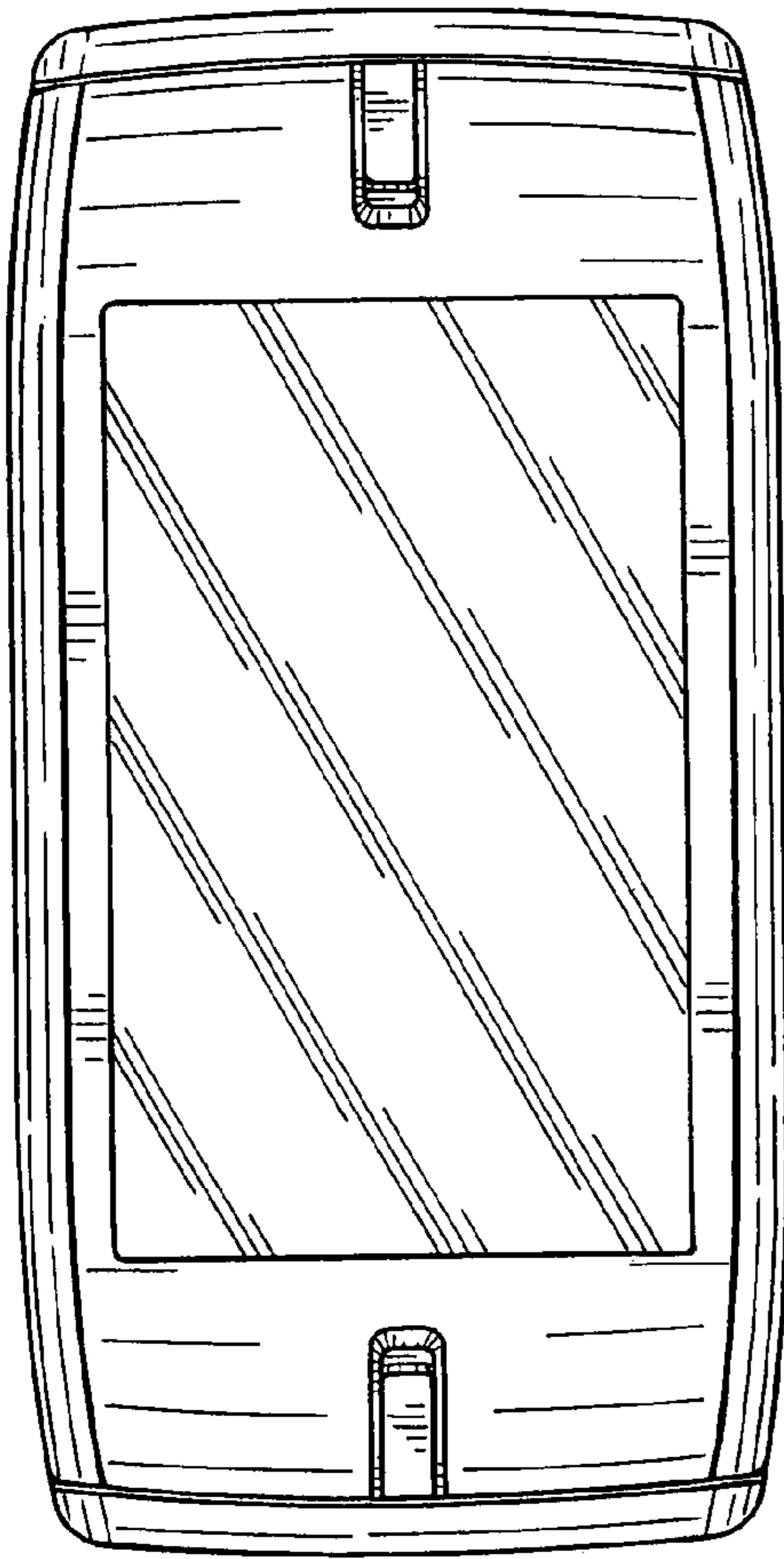
(56) **References Cited**

**U.S. PATENT DOCUMENTS**


- D510,576 S \* 10/2005 Summit et al. .... D14/341
- D515,085 S \* 2/2006 Schlieffers et al. .... D14/346
- D529,045 S \* 9/2006 Shin ..... D14/496
- 2003/0125094 A1\* 7/2003 Hyun et al. .... 455/566
- 2004/0058720 A1\* 3/2004 Kubo et al. .... 455/575.1
- 2005/0090298 A1\* 4/2005 Park et al. .... 455/575.4

**1 Claim, 5 Drawing Sheets**






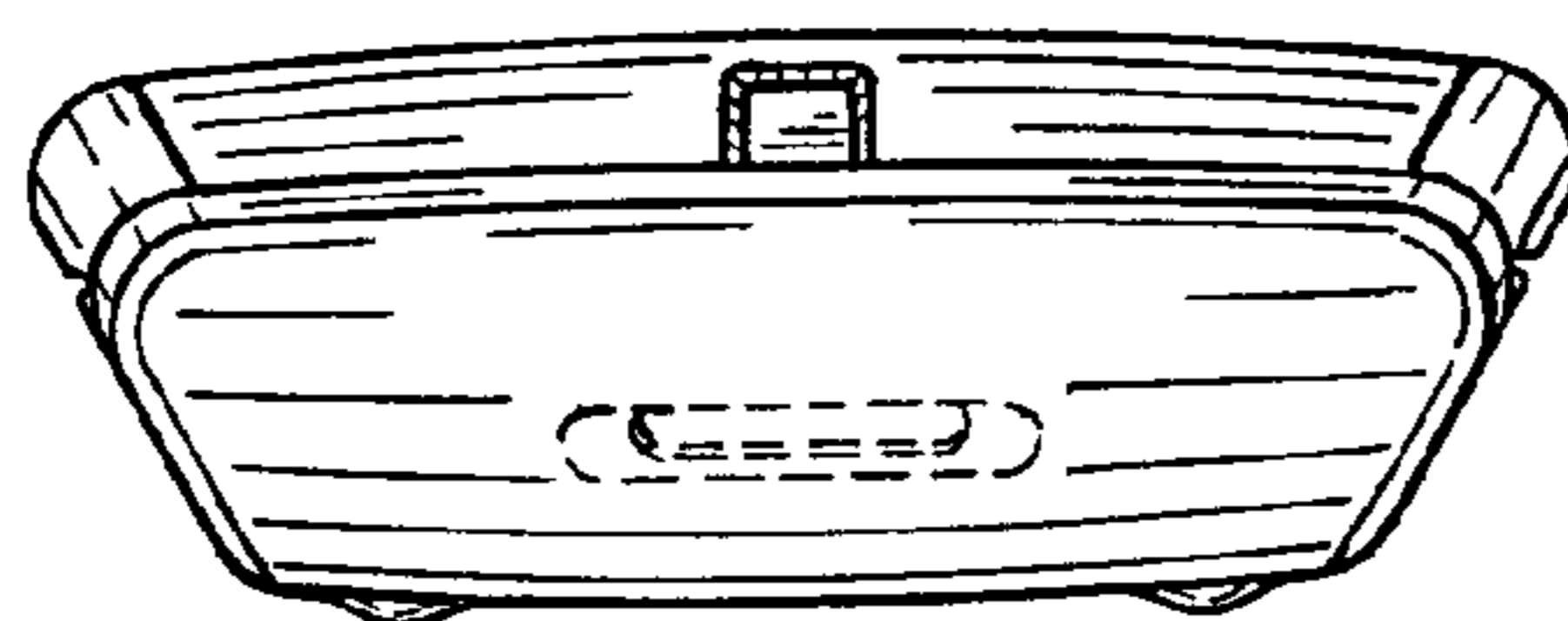
*Fig. 1*



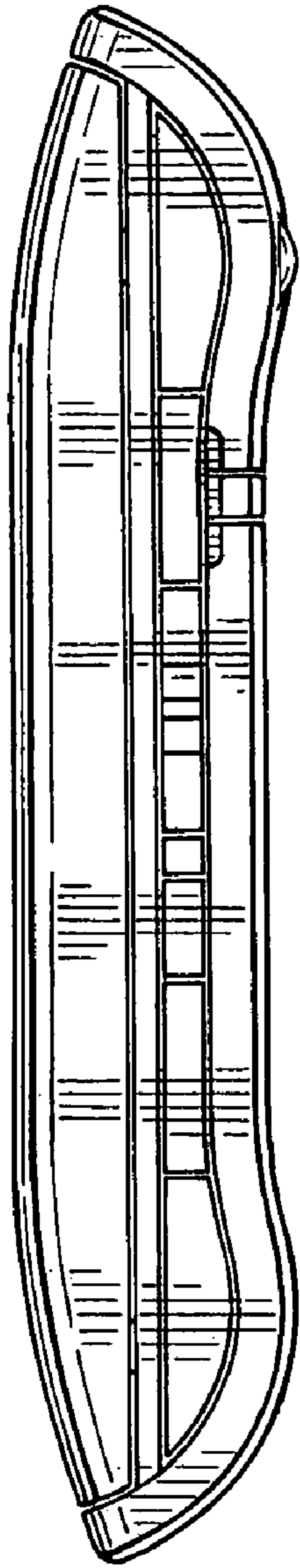
*Fig. 2*



*Fig. 3*



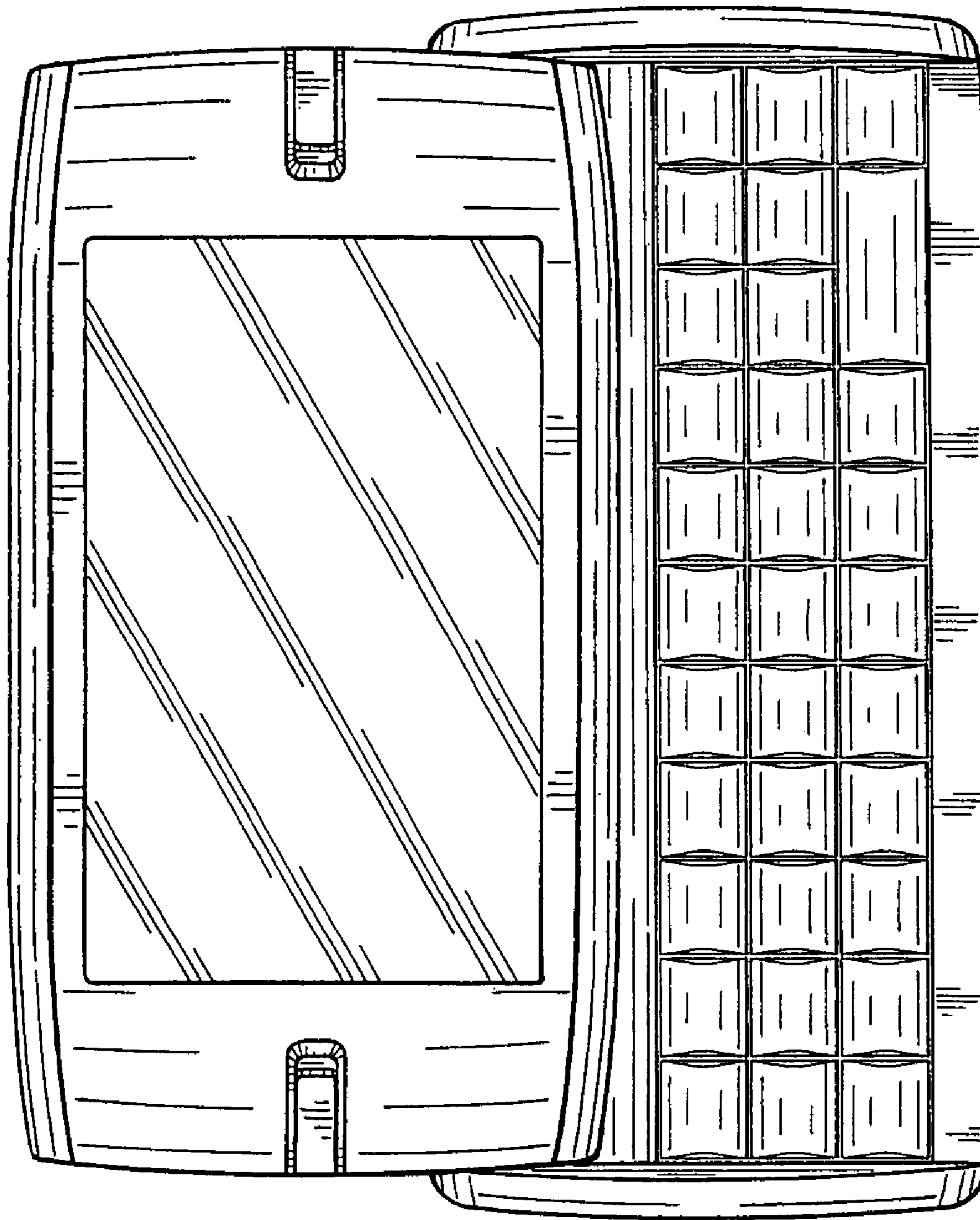
*Fig. 4*



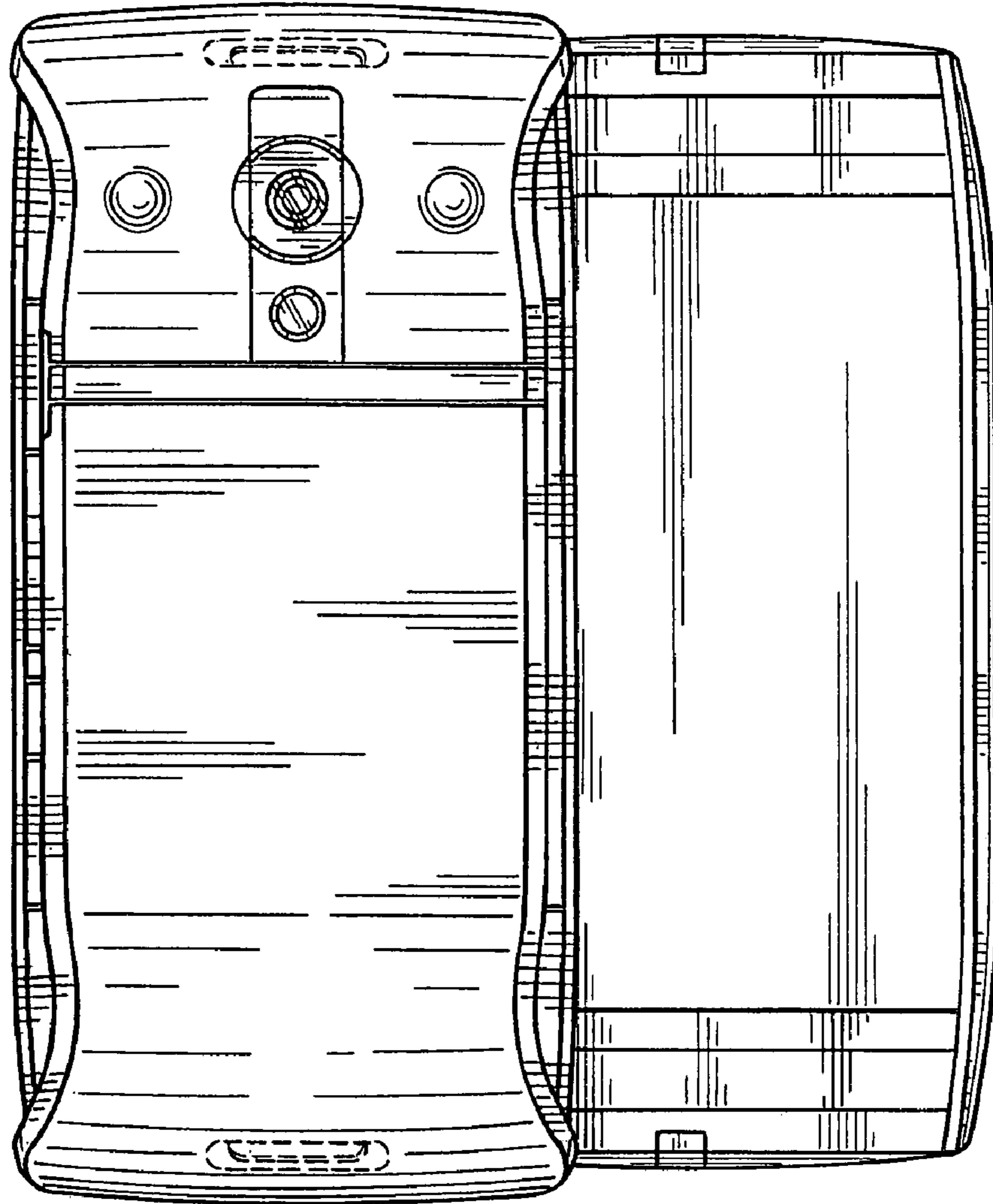
*Fig. 5*



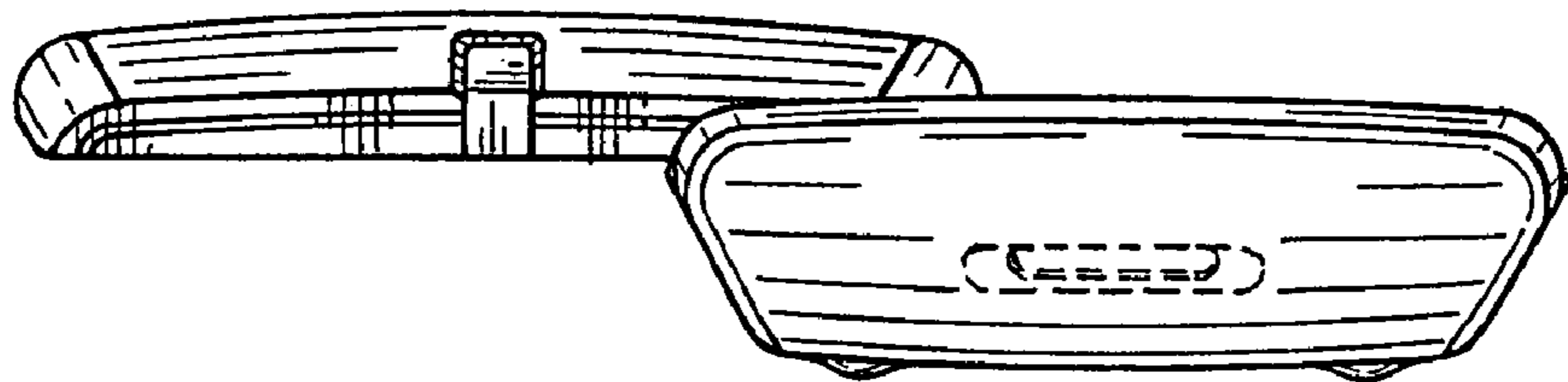
*Fig. 6*




*Fig. 7*



*Fig. 8*



*Fig. 9*



*Fig. 10*