



US00D562792S

(12) **United States Design Patent**
Lee et al.

(10) **Patent No.:** **US D562,792 S**
(45) **Date of Patent:** **** *Feb. 26, 2008**

(54) **MOBILE PHONE**

(75) Inventors: **Woo Seok Lee**, Seoul (KR); **Nam Mi Kim**, Seoul (KR); **Chang Hwan Hwang**, Seoul (KR)

(73) Assignee: **Samsung Electronics Co., Ltd.**, Suwon (KR)

(**) Term: **14 Years**

(21) Appl. No.: **29/271,780**

(22) Filed: **Jan. 26, 2007**

(51) **LOC (8) Cl.** **14-03**

(52) **U.S. Cl.** **D14/138**

(58) **Field of Classification Search** D14/137,
D14/138, 147, 247, 248, 148, 496, 341-347;
455/475.4, 566, 566.1, 566.2, 90.3; 379/433.01-433.13;
D21/329, 331, 333; 348/14.01, 14.02, 376
See application file for complete search history.

(56) **References Cited**

U.S. PATENT DOCUMENTS

D526,297 S *	8/2006	Lee et al.	D14/138
D526,300 S *	8/2006	Lee	D14/138
D527,366 S *	8/2006	Lee	D14/138
D528,533 S *	9/2006	Lee et al.	D14/138
D529,473 S *	10/2006	Kim et al.	D14/138
D529,475 S *	10/2006	Lee et al.	D14/138
D534,518 S *	1/2007	Choi et al.	D14/138
D545,292 S *	6/2007	Lee et al.	D14/138

OTHER PUBLICATIONS

Samsung i750, announced 1st Quarter 2005 (internet) (Retrieved Oct. 9, 2007) Internet URL <http://www.gsmarena.com>.*

* cited by examiner

Primary Examiner—Terry A Wallace

(74) *Attorney, Agent, or Firm*—Ladas and Parry LLP

(57) **CLAIM**

We claim the ornamental design for mobile phone, as shown and described.

DESCRIPTION

FIG. 1 is a front/right-side/top perspective view of a mobile phone showing our new design;

FIG. 2 is a front elevational view thereof;

FIG. 3 is a rear elevational view thereof;

FIG. 4 is a left-side elevational view thereof;

FIG. 5 is a right-side elevational view thereof;

FIG. 6 is a top plan view thereof;

FIG. 7 is a bottom plan view thereof;

FIG. 8 is a front/right-side/top perspective view thereof showing the aspect when the slide is up; and,

FIG. 9 is a rear elevational view thereof showing the mobile phone when the slide is up.

The shadings of the present design in FIG. 1–FIG. 8 are for illustrative purpose only and form no part of the claimed design.

1 Claim, 8 Drawing Sheets

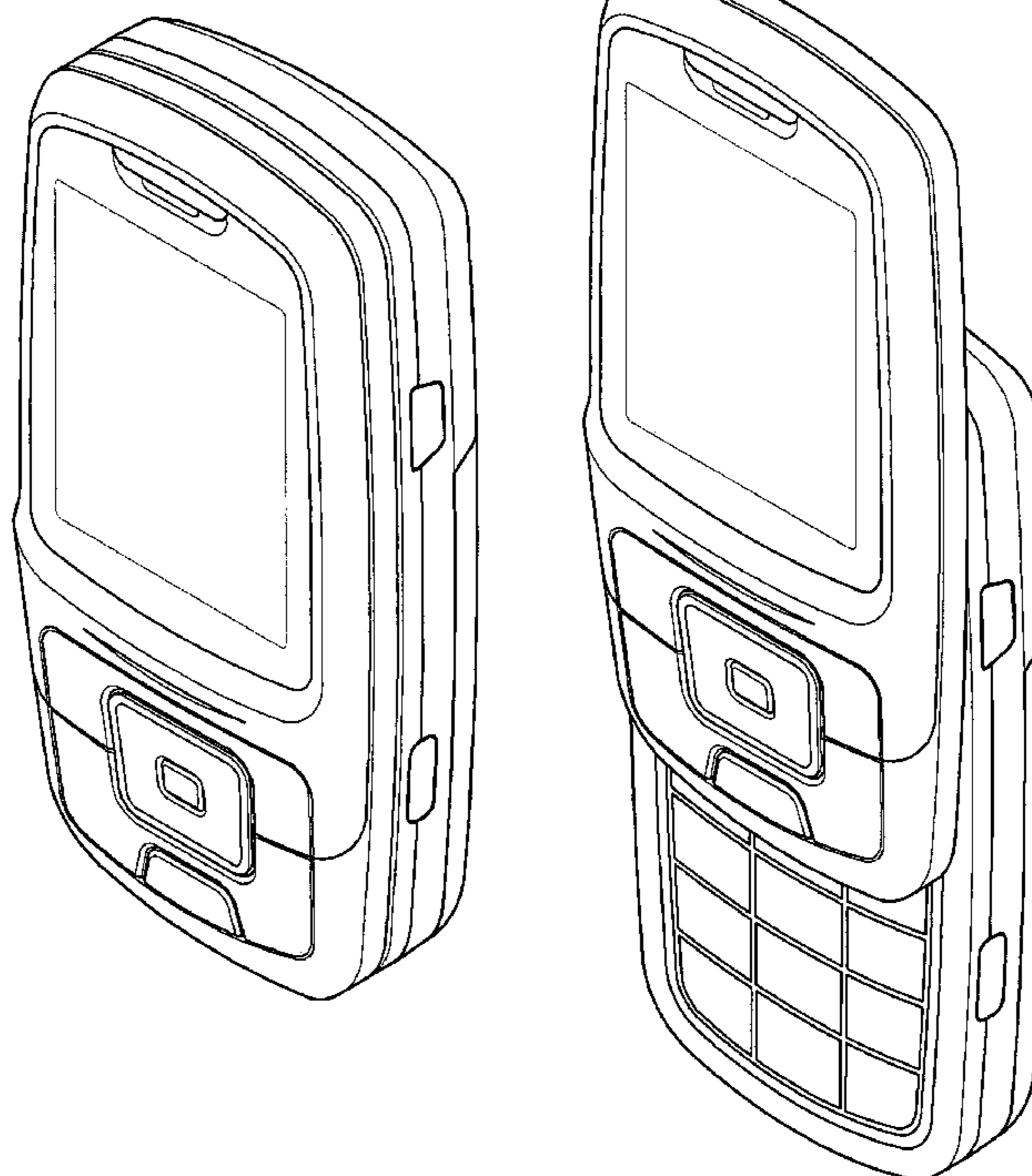


FIG. 1

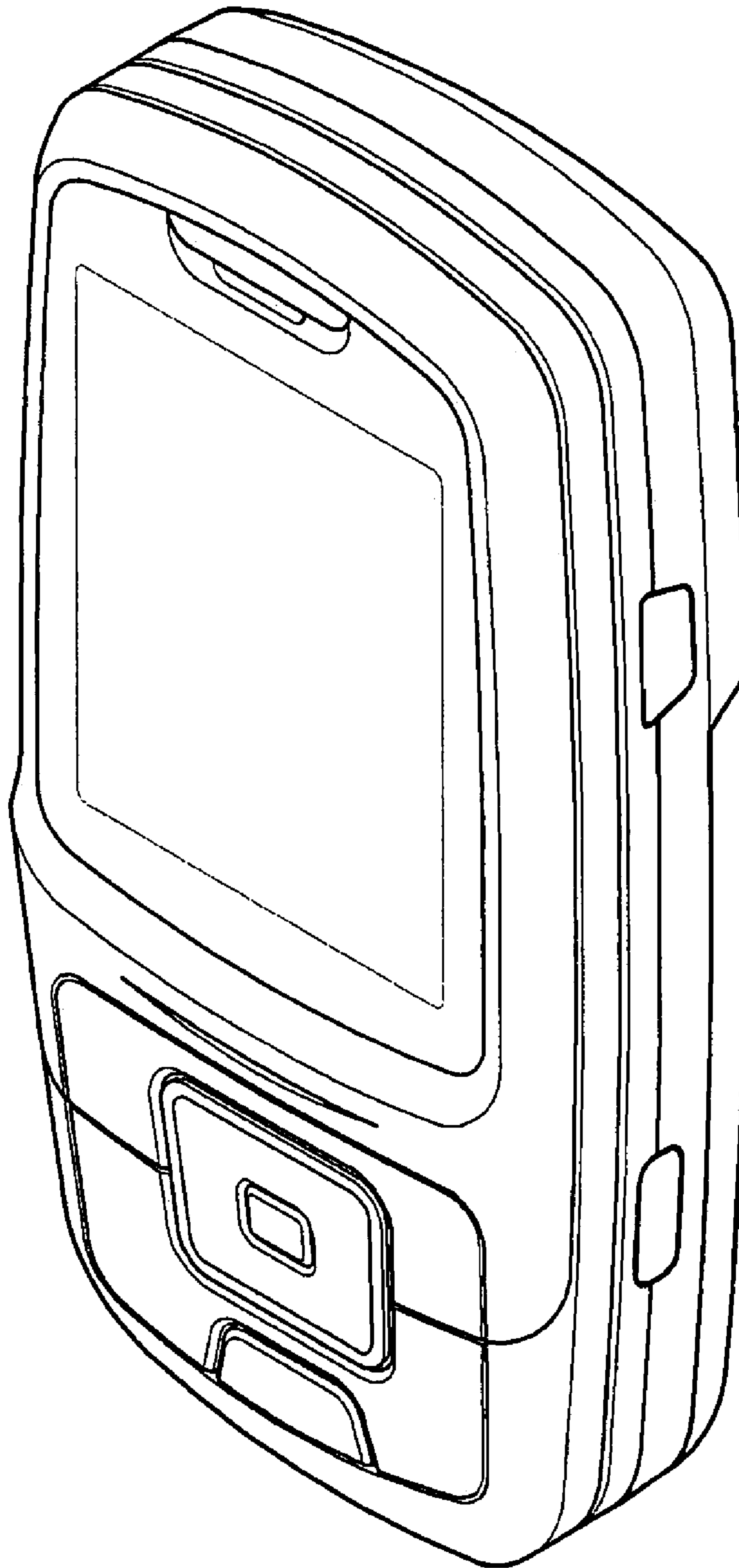


FIG. 2




FIG. 3

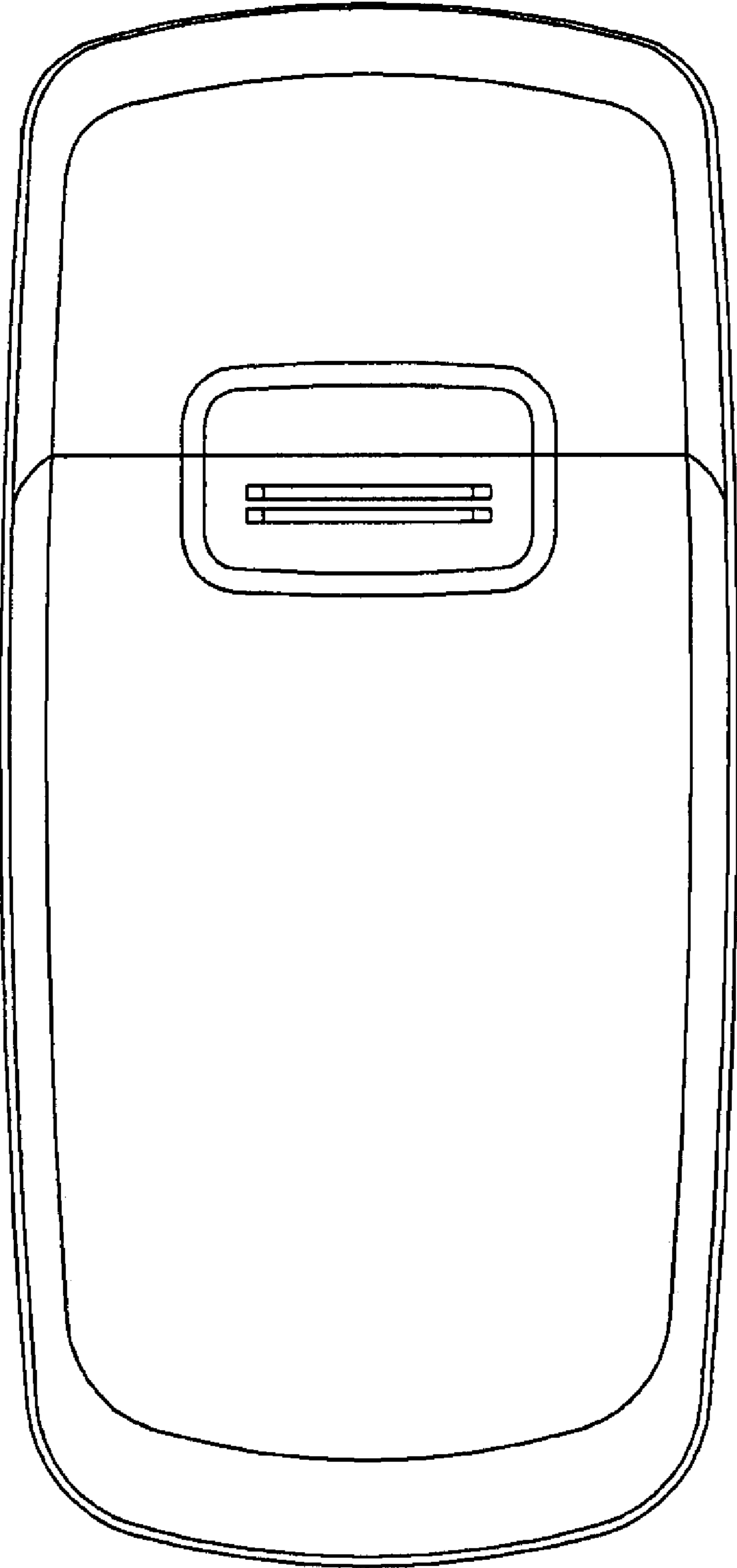


FIG. 4

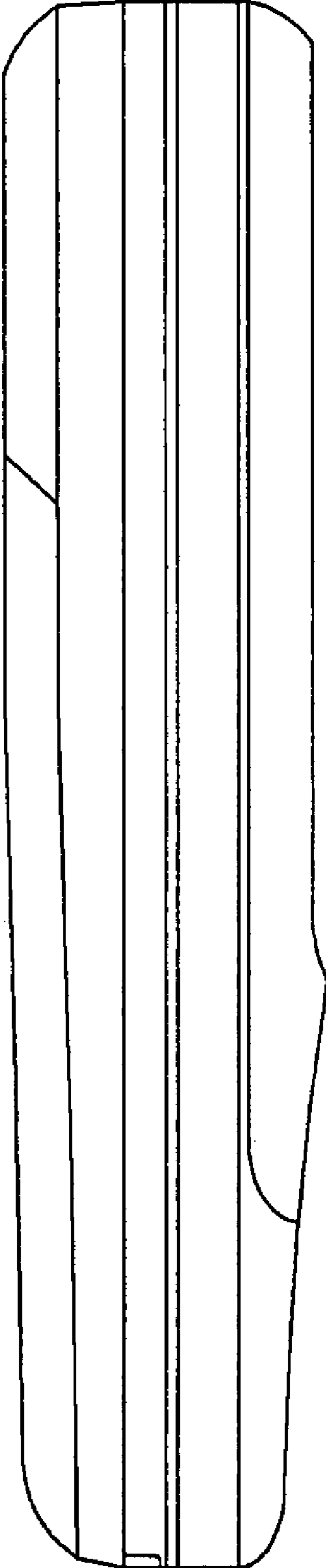


FIG. 5

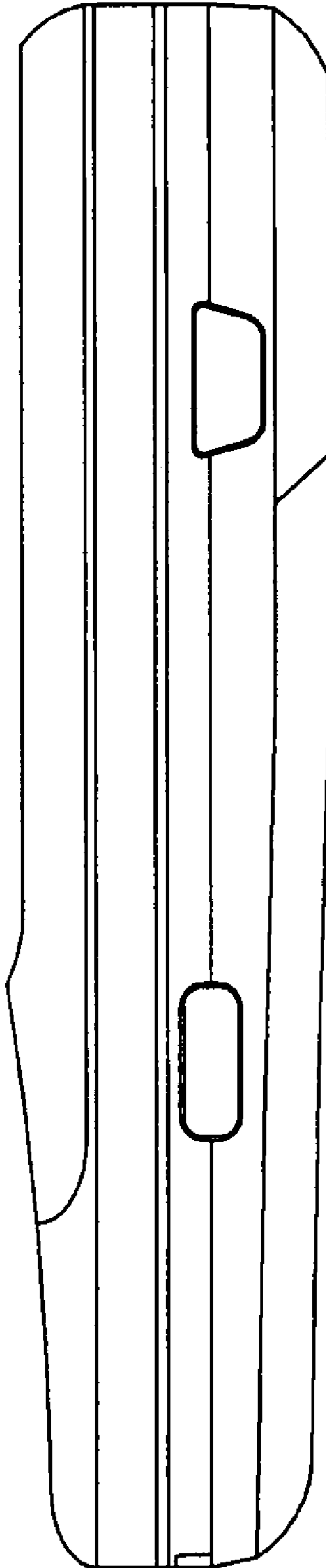


FIG. 6




FIG. 7

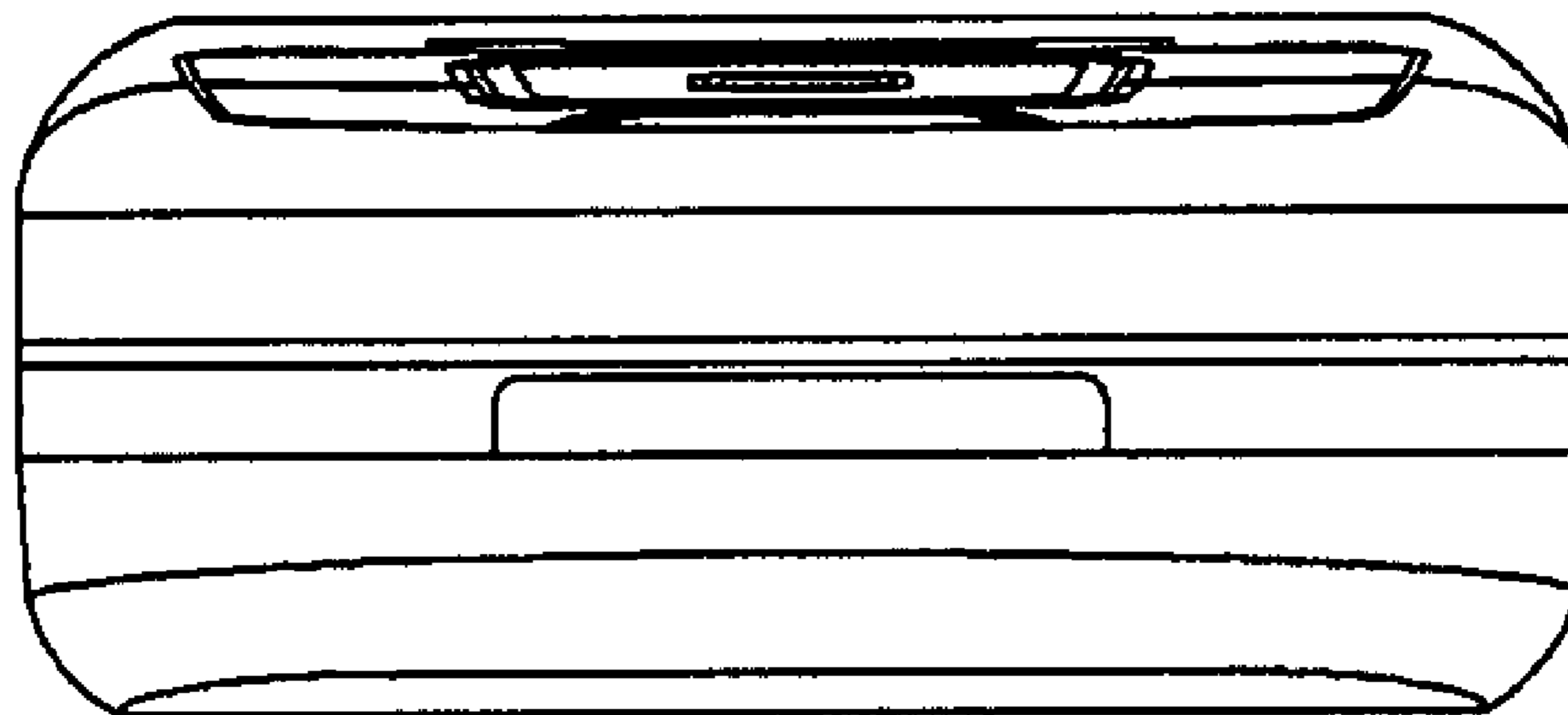


FIG. 8

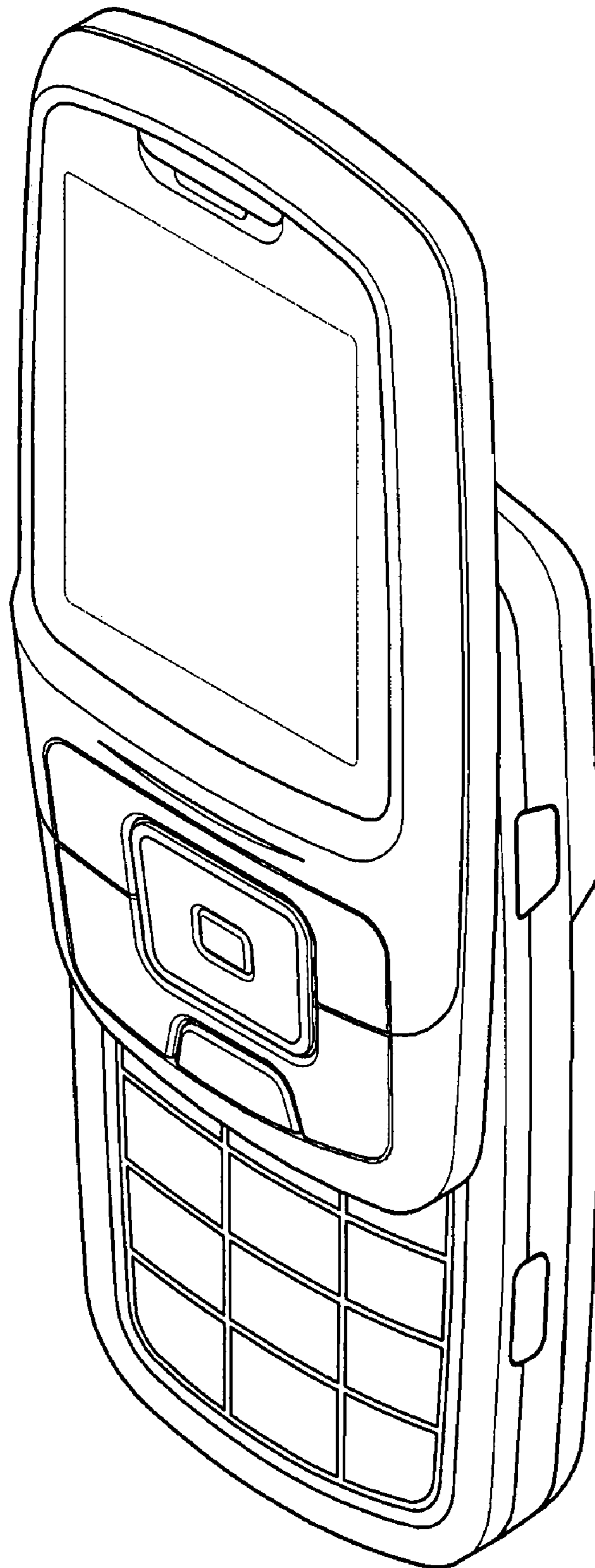


FIG. 9

