

US00D562757S

(12) **United States Design Patent** (10) **Patent No.:** **US D562,757 S**
Iwai (45) **Date of Patent:** **** Feb. 26, 2008**

(54) **TIRE FOR AUTOMOBILE**

D524,234 S * 7/2006 Schmalix et al. D12/521
D547,716 S * 7/2007 Ochi D12/518

(75) Inventor: **Yoshitaka Iwai**, Kobe (JP)

FOREIGN PATENT DOCUMENTS

(73) Assignee: **Sumitomo Rubber Industries, Ltd.**,
Kobe-shi, Hyogo (JP)

DE	499 03 392	10/1999
JP	1130852 S	1/2002
JP	1137586 S	2/2002
JP	1154154 S	9/2002
JP	1154155 S	9/2002
JP	1177887 S	6/2003
JP	1177888 S	6/2003
JP	1212900 S	8/2004

(**) Term: **14 Years**

(21) Appl. No.: **29/274,026**

(22) Filed: **Mar. 22, 2007**

* cited by examiner

(30) **Foreign Application Priority Data**

Nov. 22, 2006 (JP) 2006-032055

Primary Examiner—Stacia Cadmus

(74) *Attorney, Agent, or Firm*—Birch, Stewart, Kolasch & Birch, LLP

(51) **LOC (8) Cl.** **12-15**

(52) **U.S. Cl.** **D12/519; D12/523**

(58) **Field of Classification Search** D12/505–509,
D12/512–520, 524–532, 521–523, 900, 901,
D12/528, 589; 152/209.1, 209.8–209.18,
152/209.25, 455, 209.28

See application file for complete search history.

(57) **CLAIM**

The ornamental design for a tire for automobile, as shown and described.

(56) **References Cited**

U.S. PATENT DOCUMENTS

D451,441 S	*	12/2001	Weber	D12/514
D460,402 S		7/2002	Ishida et al.		
D467,222 S		12/2002	Kuramochi et al.		
D467,535 S		12/2002	Ishida et al.		
D476,946 S		7/2003	Lee et al.		
D481,004 S		10/2003	O		
D483,004 S	*	12/2003	Schomburg et al.	D12/519
D501,179 S		1/2005	Iga et al.		
D508,890 S		8/2005	Sugitani et al.		

DESCRIPTION

FIG. 1 is a front, left perspective view of a tire for automobile showing my new design;

FIG. 2 is a front view thereof;

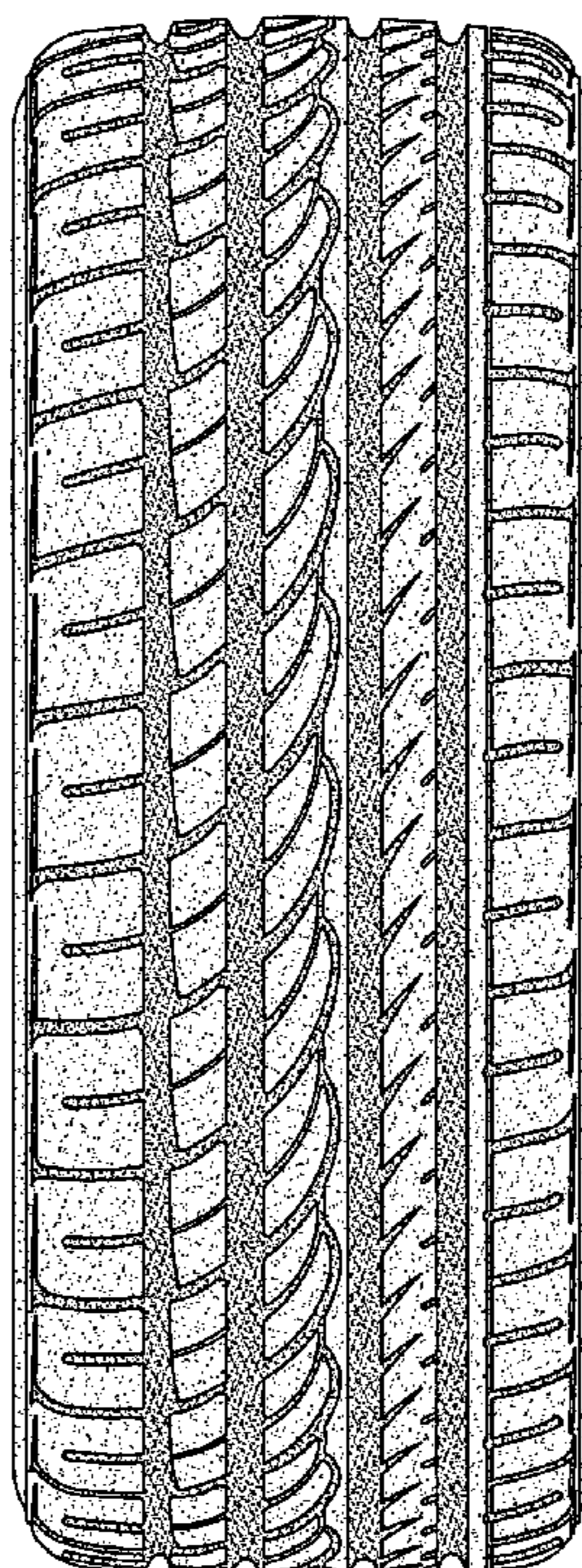
FIG. 3 is a left side view thereof;

FIG. 4 is a right side view thereof; and,

FIG. 5 is a rear view thereof.

The top view and the bottom view are the same as the front view.

1 Claim, 5 Drawing Sheets



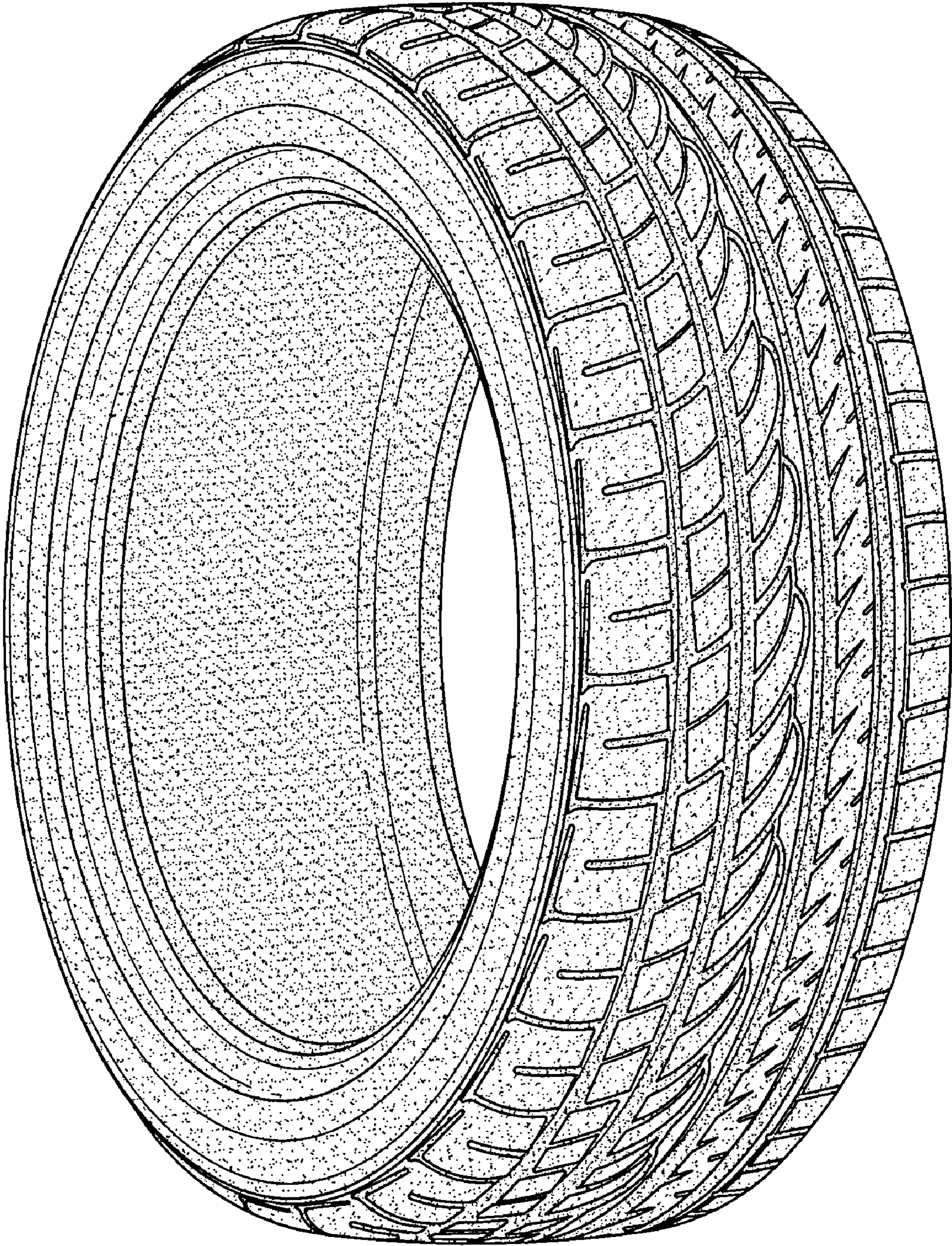


FIG.1

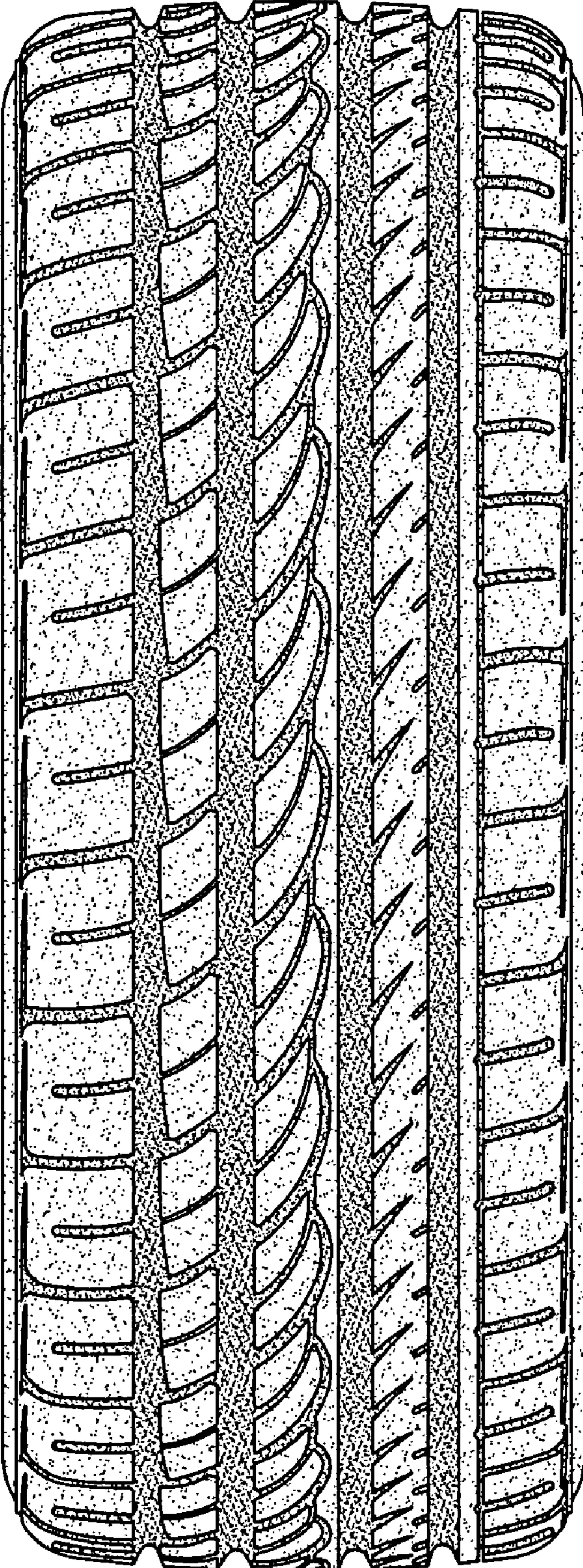


FIG.2

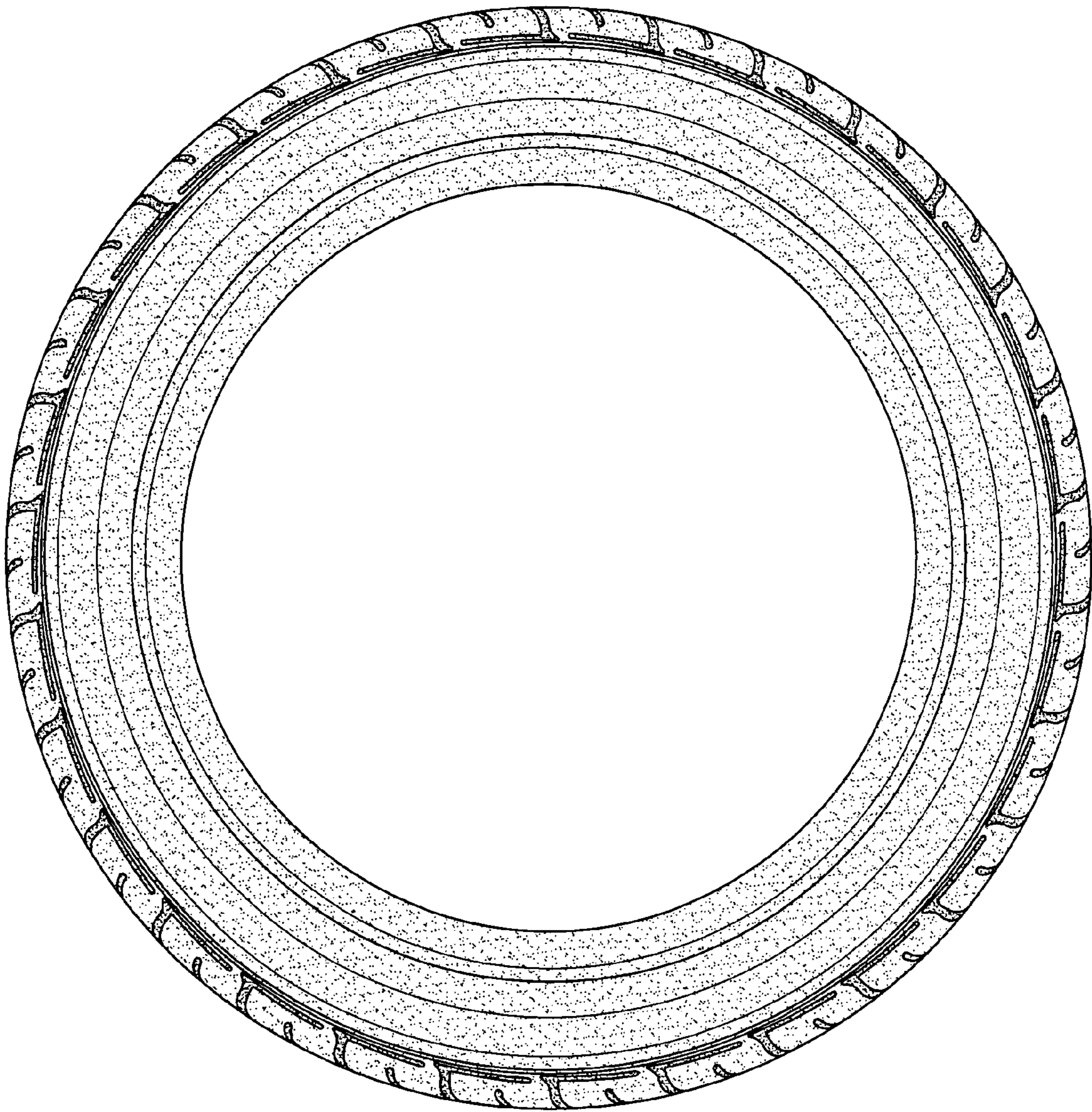


FIG.3

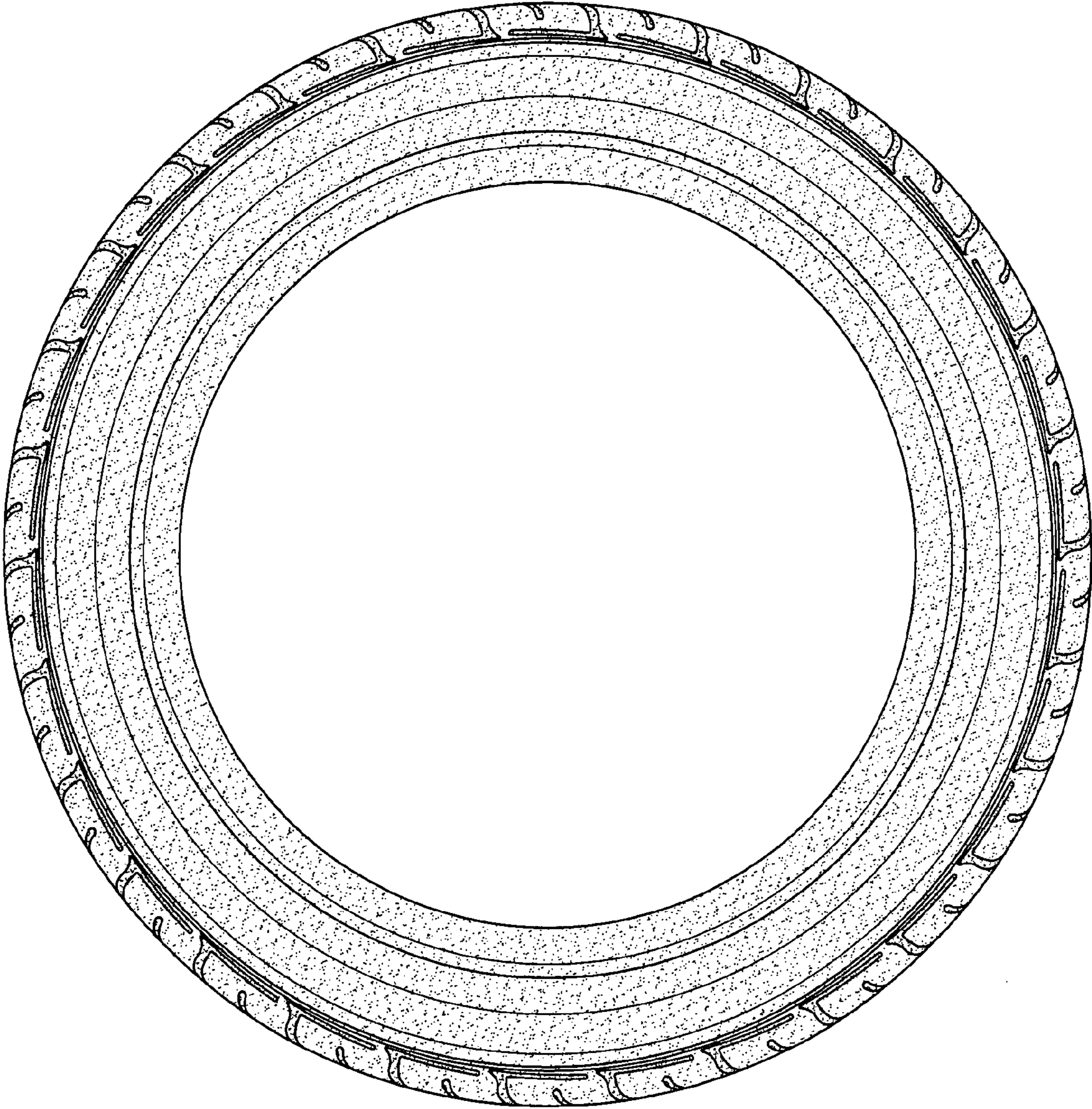


FIG.4

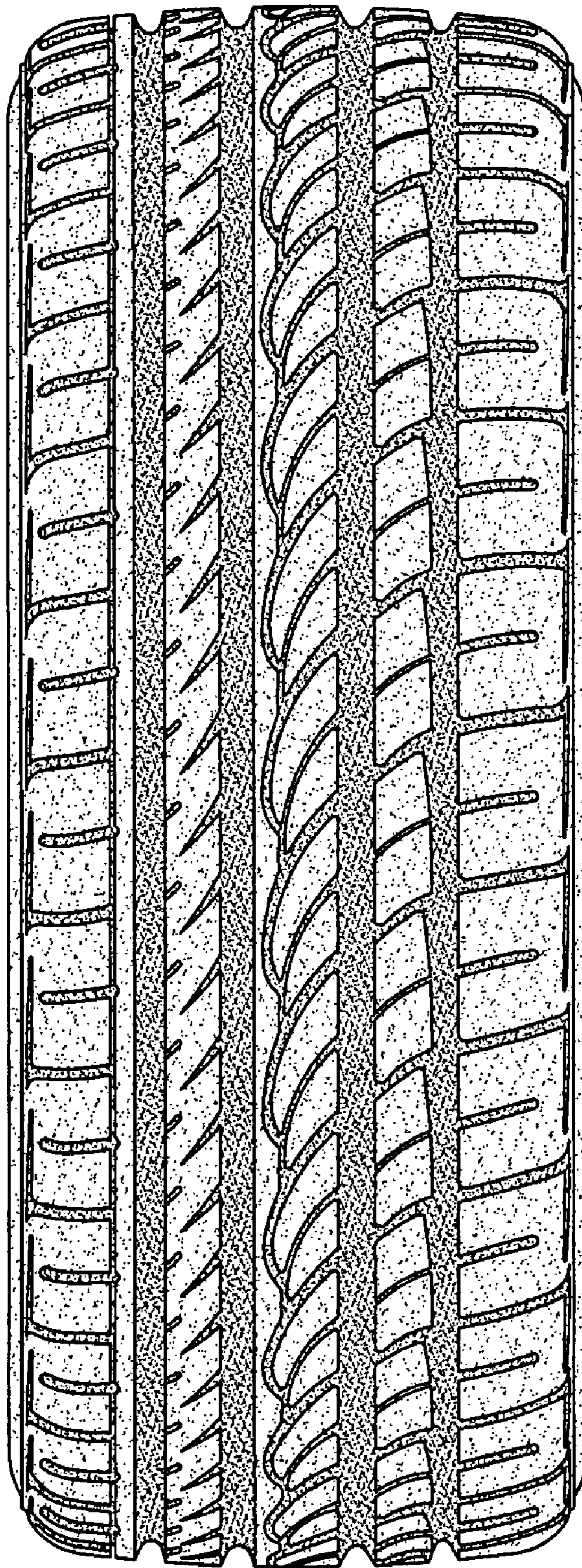


FIG. 5