

US00D562751S

(12) **United States Design Patent**
Lu

(10) **Patent No.:** **US D562,751 S**
(45) **Date of Patent:** **** Feb. 26, 2008**

(54) **VEHICLE FLOOR MAT**

D535,930 S * 1/2007 Lu D12/203

(75) Inventor: **Michael Lu**, Tainan Hsien (TW)

* cited by examiner

(73) Assignee: **Packy Poda Inc.**, Tainan Hsien (TW)

Primary Examiner—Stacia Cadmus

(**) Term: **14 Years**

(74) *Attorney, Agent, or Firm*—Alan Kamrath; Kamrath & Associates PA

(21) Appl. No.: **29/283,132**

(57) **CLAIM**

(22) Filed: **Aug. 7, 2007**

The ornamental design for a vehicle floor mat, as shown and described.

(51) **LOC (8) Cl.** **12-16**

(52) **U.S. Cl.** **D12/203**

(58) **Field of Classification Search** D12/203;
D6/582–586, 592; 296/97.23; 15/215–217;
428/138, 141; 280/163–164.1

See application file for complete search history.

DESCRIPTION

FIG. 1 is a perspective view of a vehicle floor mat showing my design;

FIG. 2 is a front elevational view thereof;

FIG. 3 is a rear elevational view thereof;

FIG. 4 is a left side elevational view thereof;

FIG. 5 is a right side elevational view thereof;

FIG. 6 is a top plan view thereof; and,

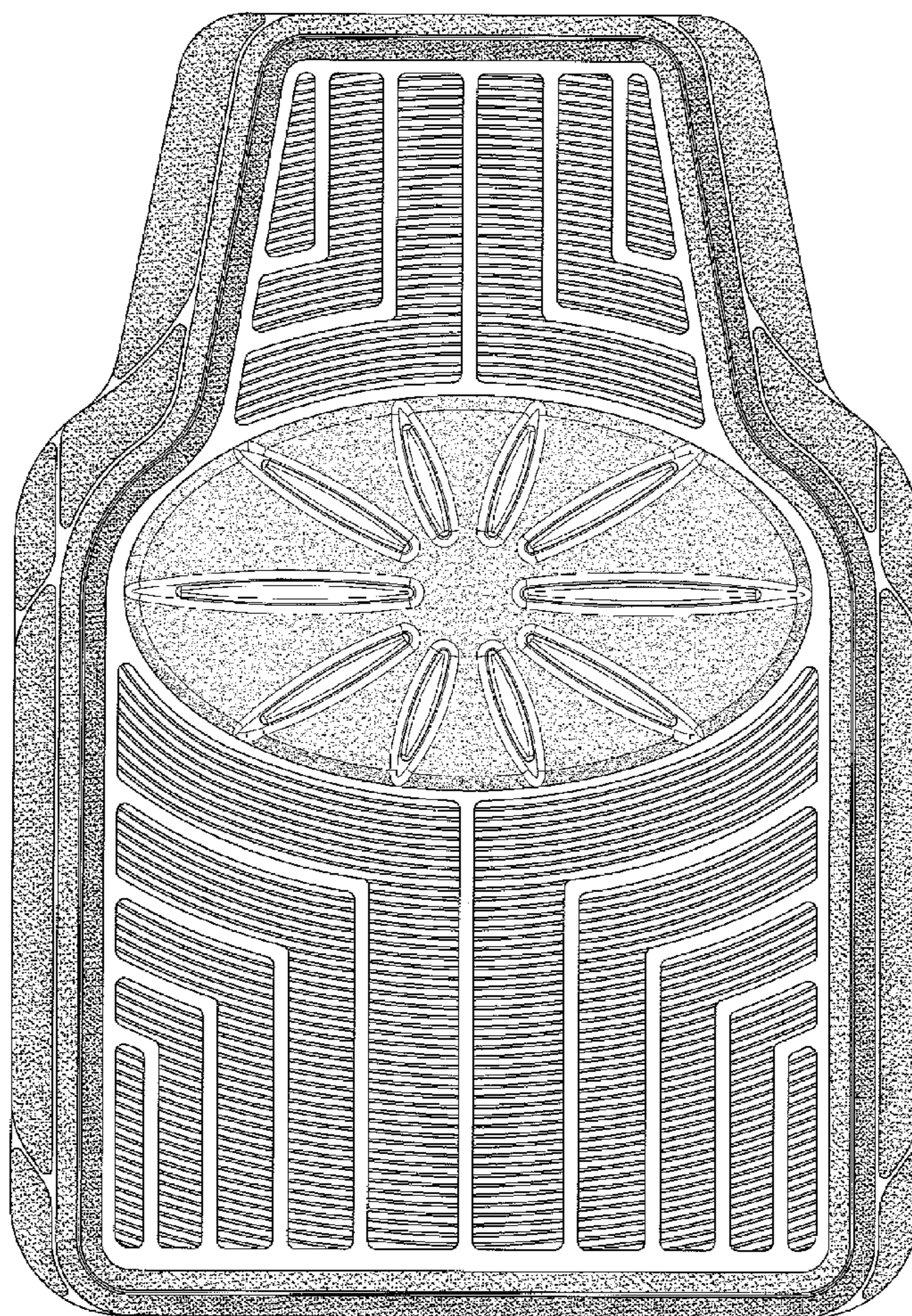
FIG. 7 is a bottom plan view thereof.

(56) **References Cited**

U.S. PATENT DOCUMENTS

D182,917 S *	5/1958	Meyer	D12/203
D257,674 S *	12/1980	Wooters	D12/203
D408,342 S *	4/1999	Yang	D12/203
D442,530 S *	5/2001	Lu	D12/203

1 Claim, 5 Drawing Sheets



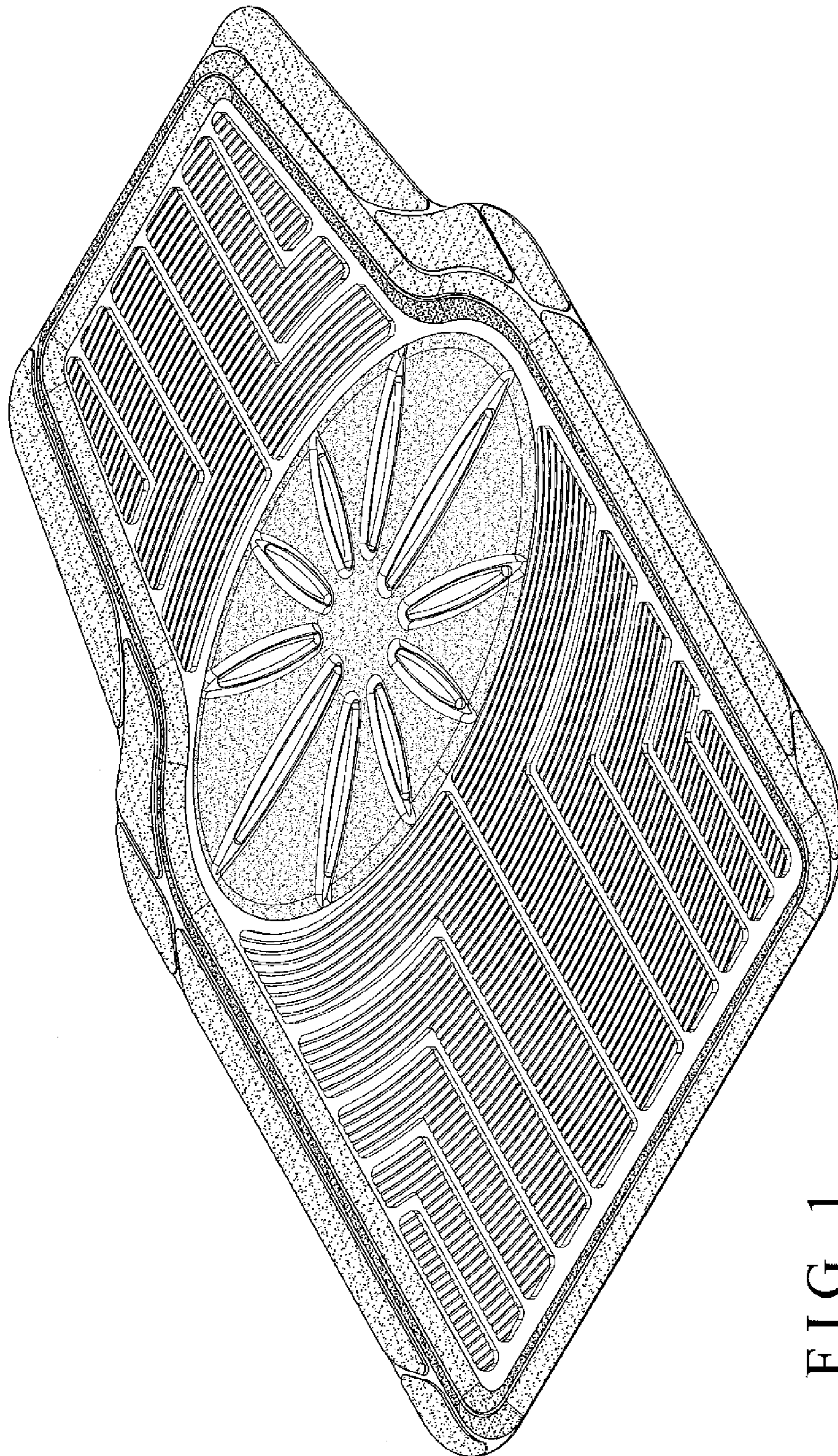


FIG. 1



FIG. 2



FIG. 3



FIG. 4



FIG. 5

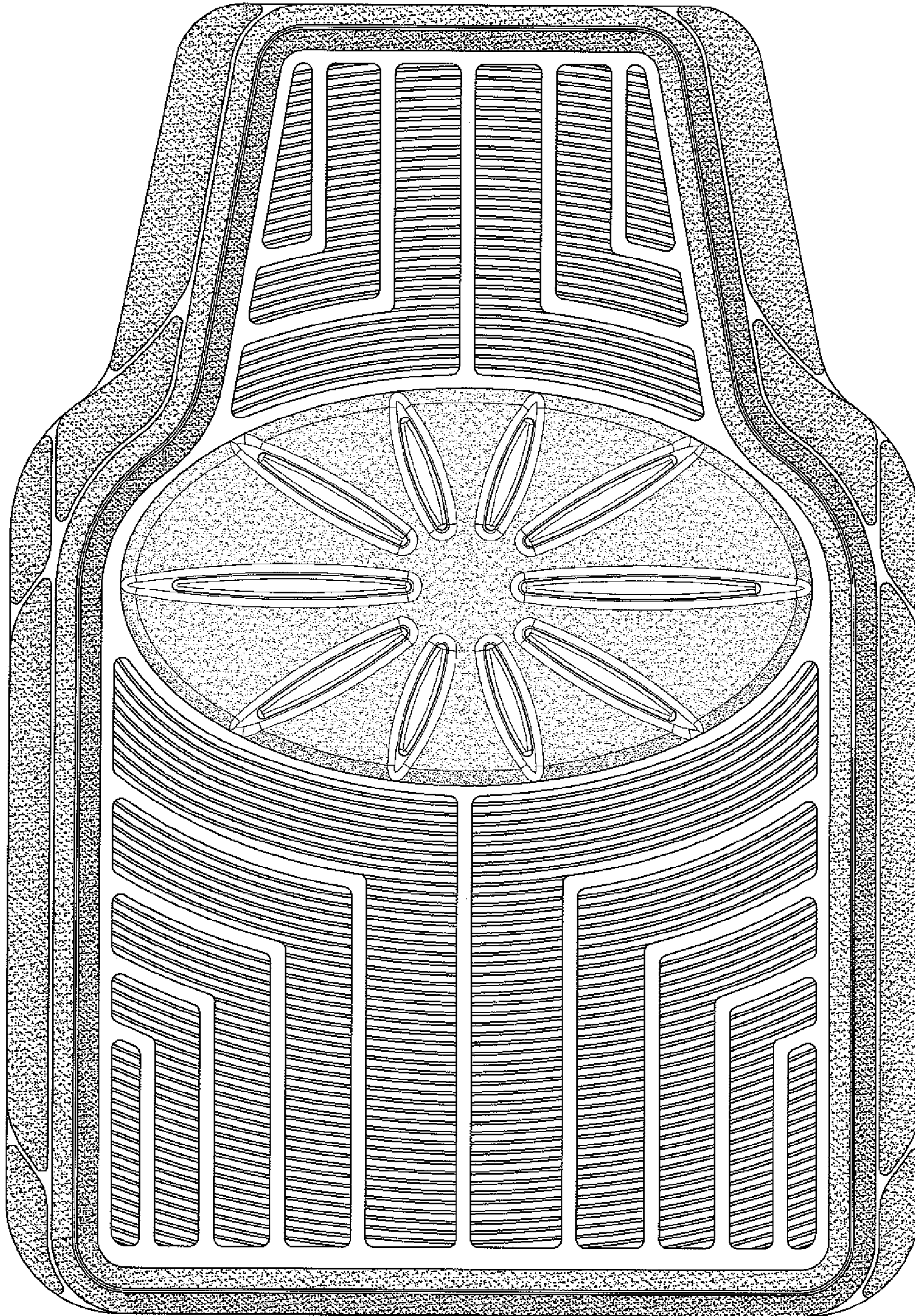


FIG. 6

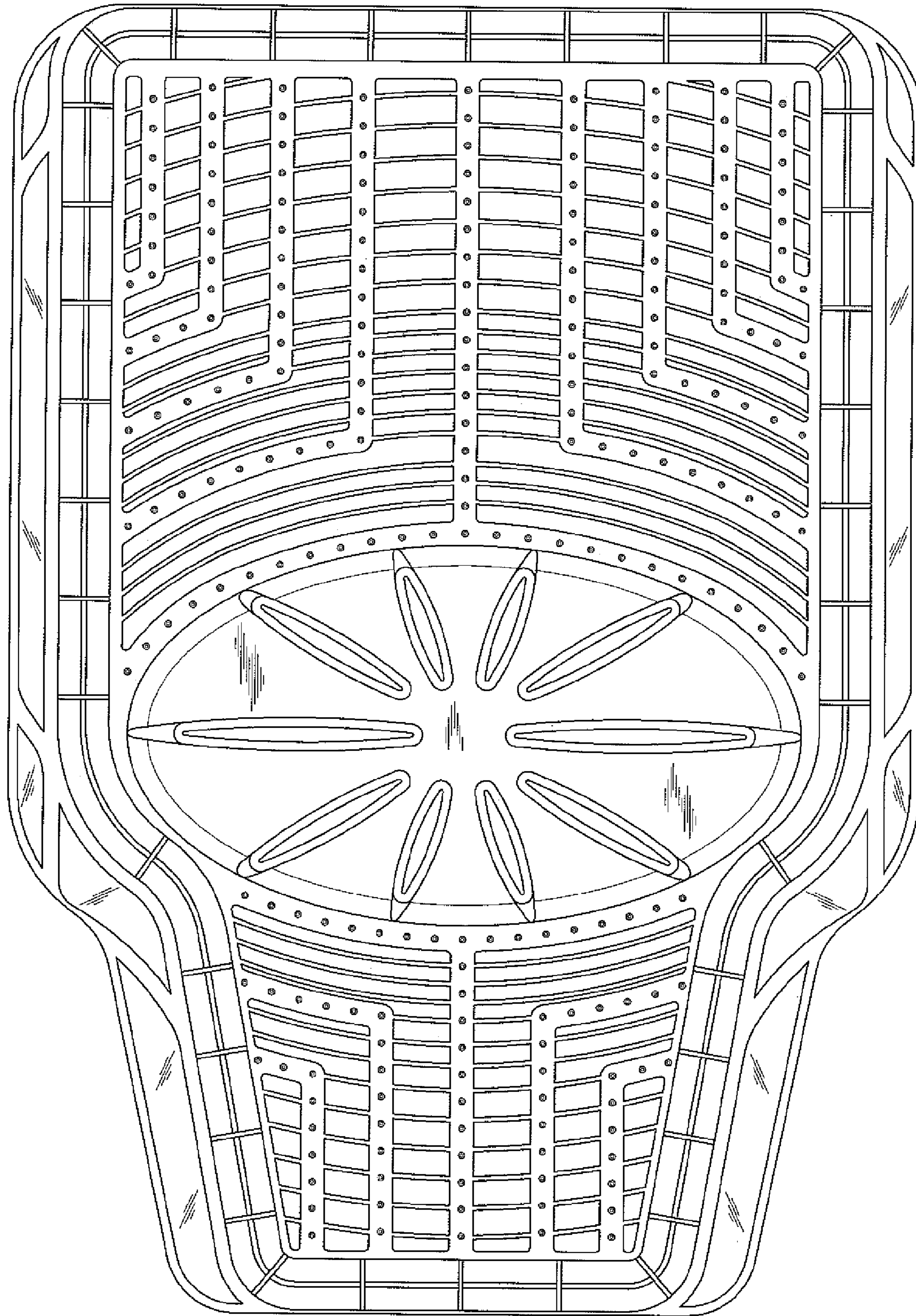


FIG. 7