

US00D562748S

(12) **United States Design Patent**  
**Tanaka et al.**

(10) **Patent No.:** **US D562,748 S**  
(45) **Date of Patent:** **\*\* Feb. 26, 2008**

(54) **INSTRUMENT PANEL FOR AN  
AUTOMOBILE**

D549,627 S \* 8/2007 Esaki ..... D12/192

**OTHER PUBLICATIONS**

(75) Inventors: **Kazuki Tanaka**, Toyota (JP); **Naoya Nishimura**, Toyota (JP); **Makoto Esuga**, Kariya (JP)

TOYOTA bB, Brochure of bB, Dec. 2005, Mfg: Toyota Jidosha Kabushiki Kaisha.  
Toyota Passo, Brochure of PASSO, Jun. 2004; Mfg: Toyota Jidosha Kabushiki Kaisha.

(73) Assignee: **Toyota Jidosha Kabushiki Kaisha**, Toyota (JP)

\* cited by examiner

(\*\*) Term: **14 Years**

*Primary Examiner*—Stacia Cadmus  
(74) *Attorney, Agent, or Firm*—Finnegan, Henderson, Farabow, Garrett & Dunner, L.L.P.

(21) Appl. No.: **29/274,360**

(22) Filed: **Apr. 20, 2007**

(57) **CLAIM**

(51) **LOC (8) Cl.** ..... **12-16**

The ornamental design for an instrument panel for an automobile, as shown and described.

(52) **U.S. Cl.** ..... **D12/192**

(58) **Field of Classification Search** ..... D12/192,  
D12/345, 317; 180/90; 280/750-752;  
296/190.01-190.09, 70; D15/17, 28; D10/46,  
D10/98, 102-103; 362/482, 489; 73/431,  
73/866.3

**DESCRIPTION**

See application file for complete search history.

FIG. 1 is a right-front, perspective view of a console for an automobile of our new design;  
FIG. 2 is a front view thereof;  
FIG. 3 is a top view thereof;  
FIG. 4 is a bottom view thereof;  
FIG. 5 is a left-side view thereof, and,  
FIG. 6 is a right-side view thereof.

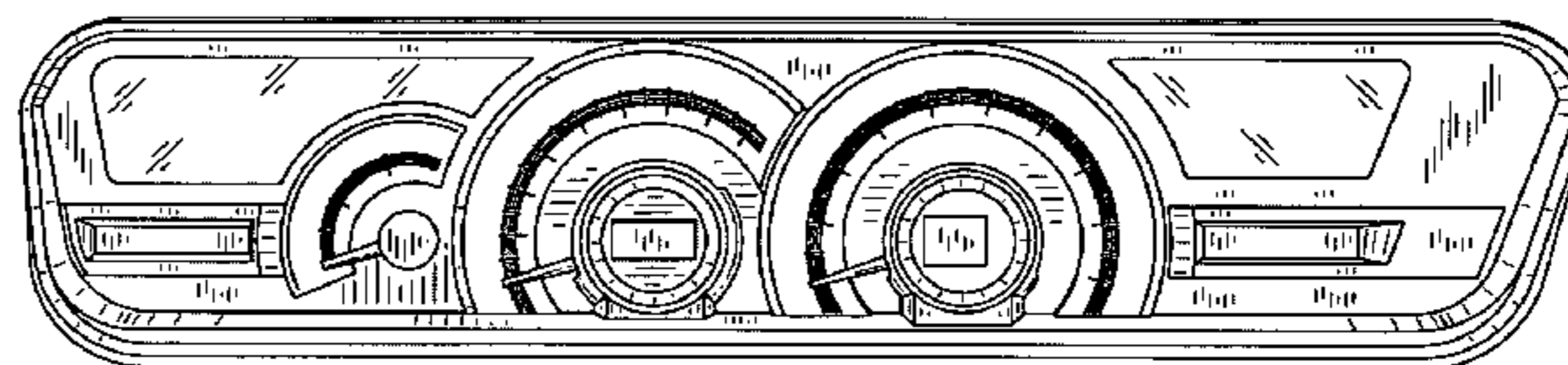
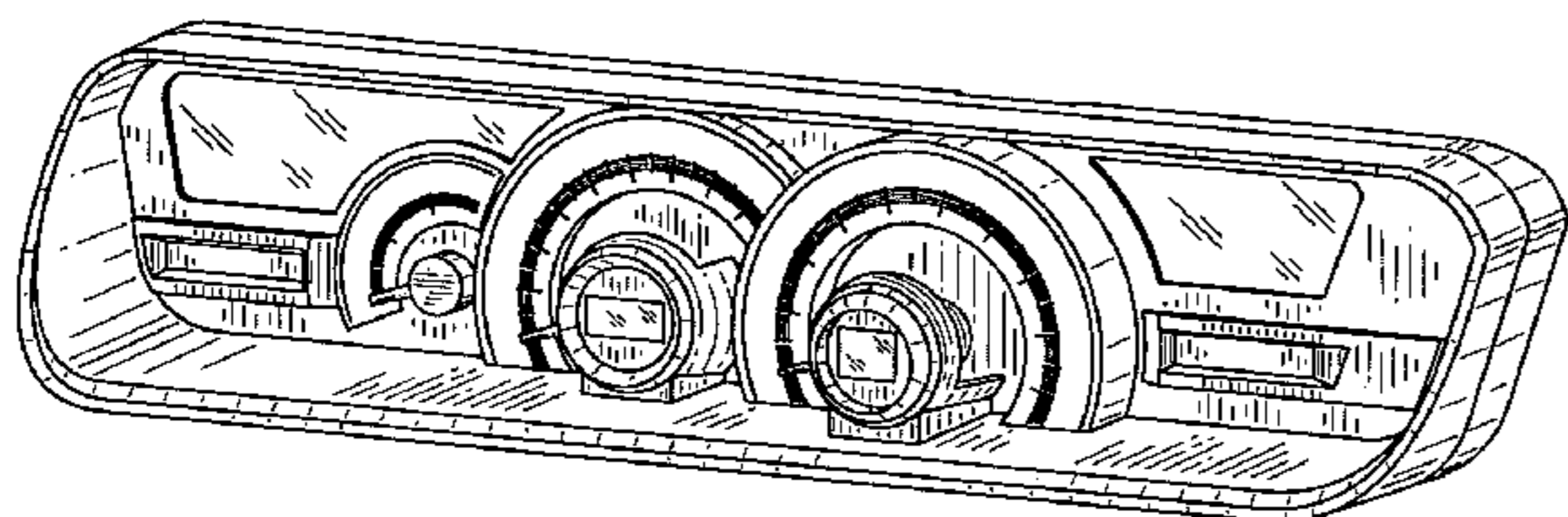
(56) **References Cited**

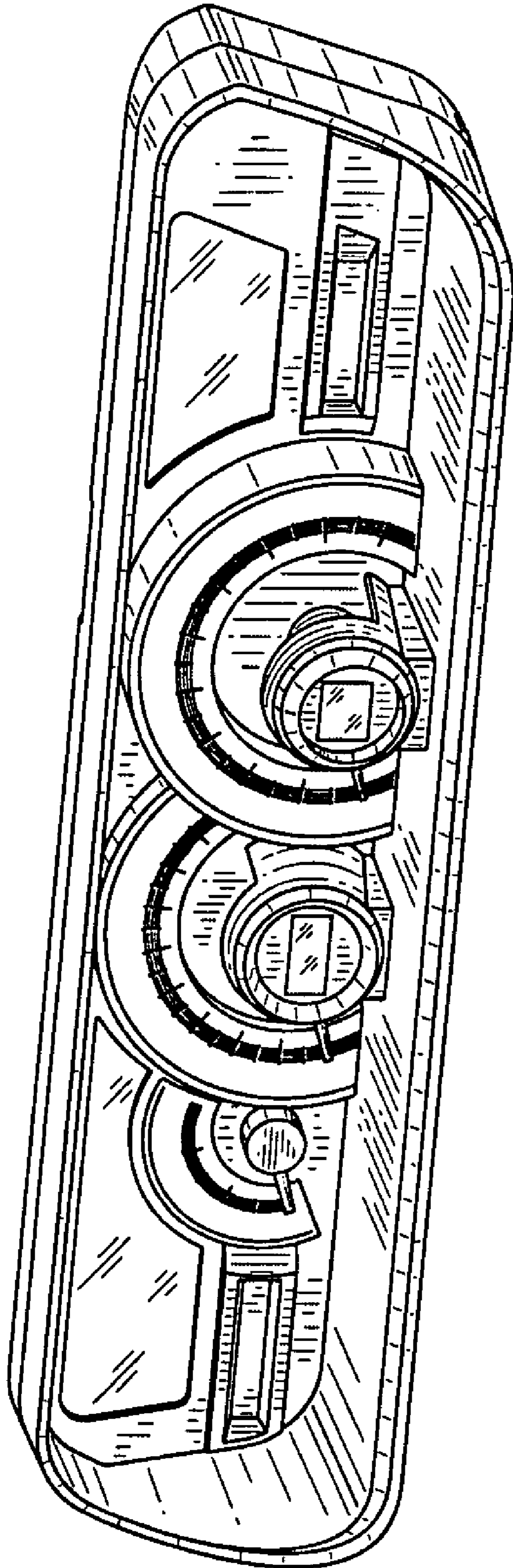
**U.S. PATENT DOCUMENTS**

D73,347 S \* 8/1927 Smith ..... D12/192  
D249,247 S \* 9/1978 Shotz et al. .... D10/98  
D466,062 S \* 11/2002 Tsay et al. .... D12/192  
D476,276 S \* 6/2003 Day ..... D12/192  
D504,368 S \* 4/2005 Hayashi ..... D12/192  
D531,557 S \* 11/2006 Weideman ..... D12/192

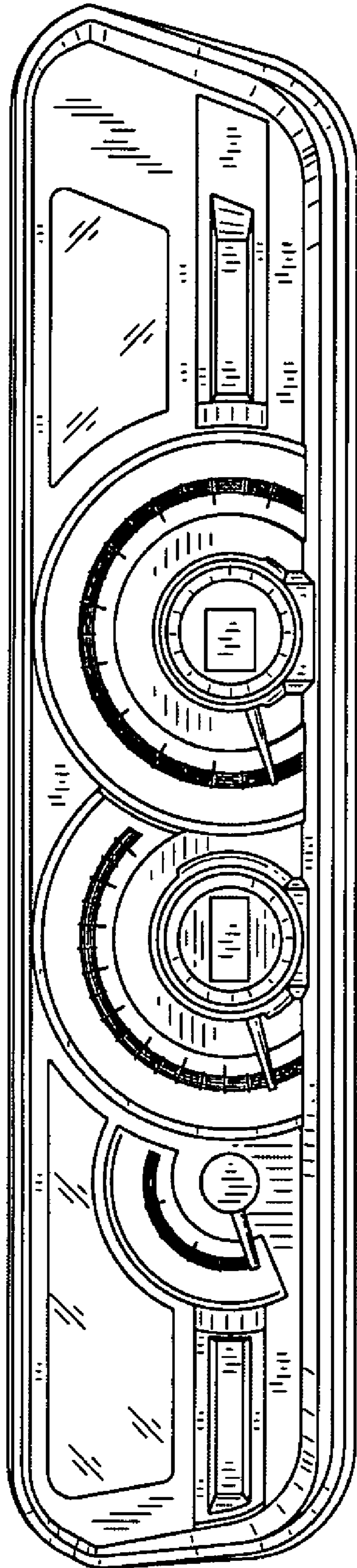
The rear of the console is not seen during ordinary use and forms no part of the claimed design. Our design includes the mirror image of the embodiment depicted.

**1 Claim, 4 Drawing Sheets**

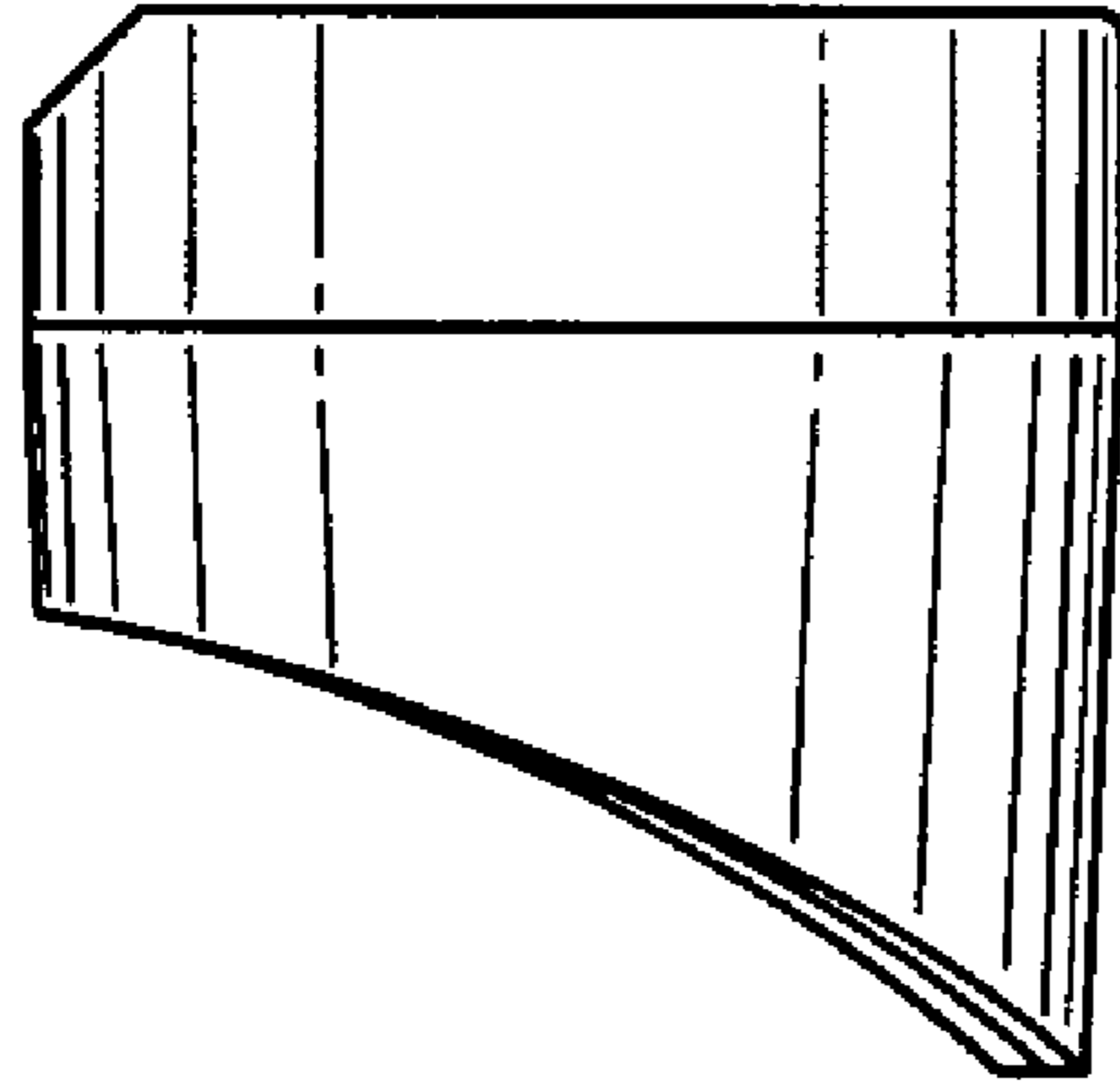




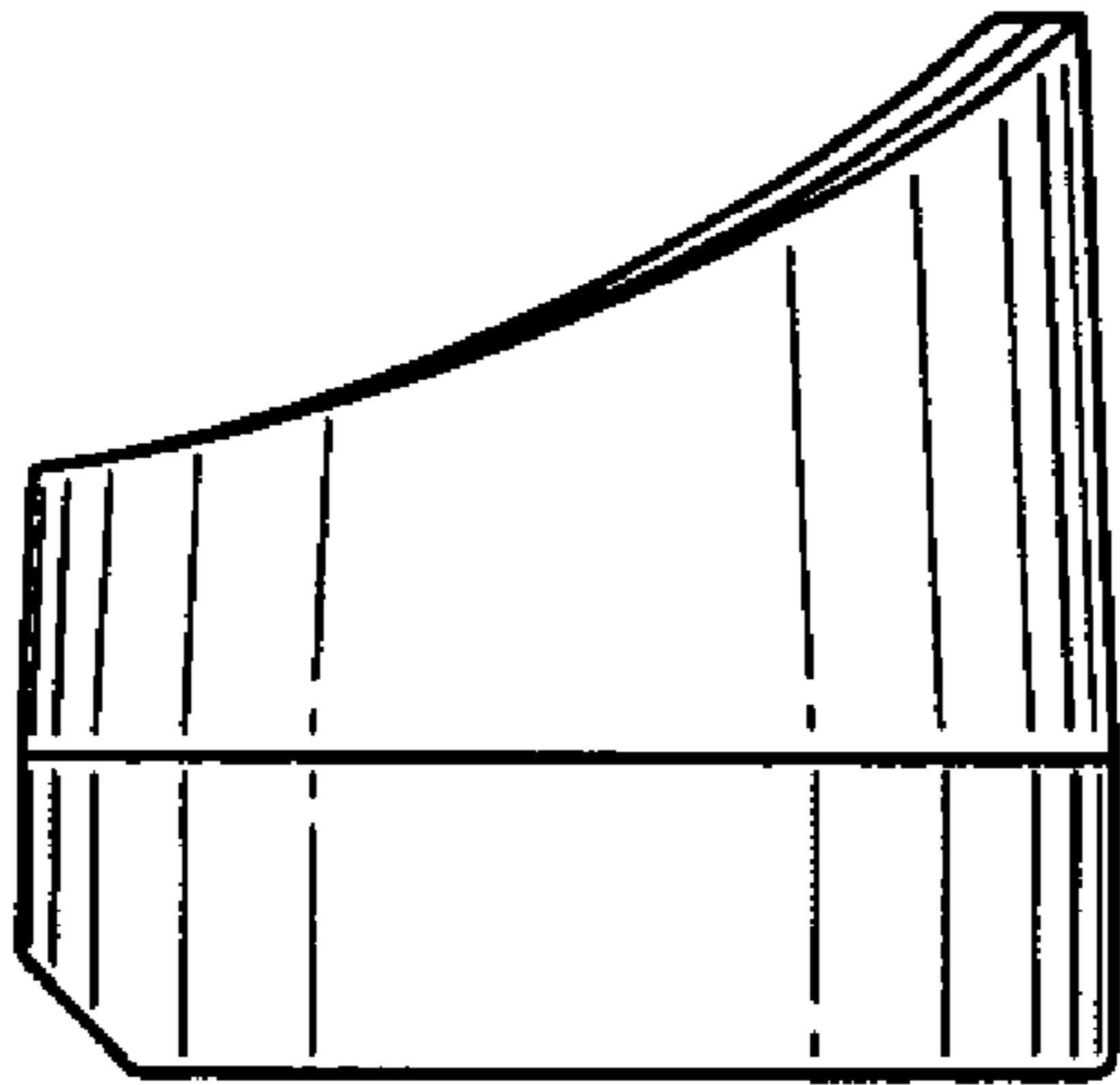
**FIG. 1**



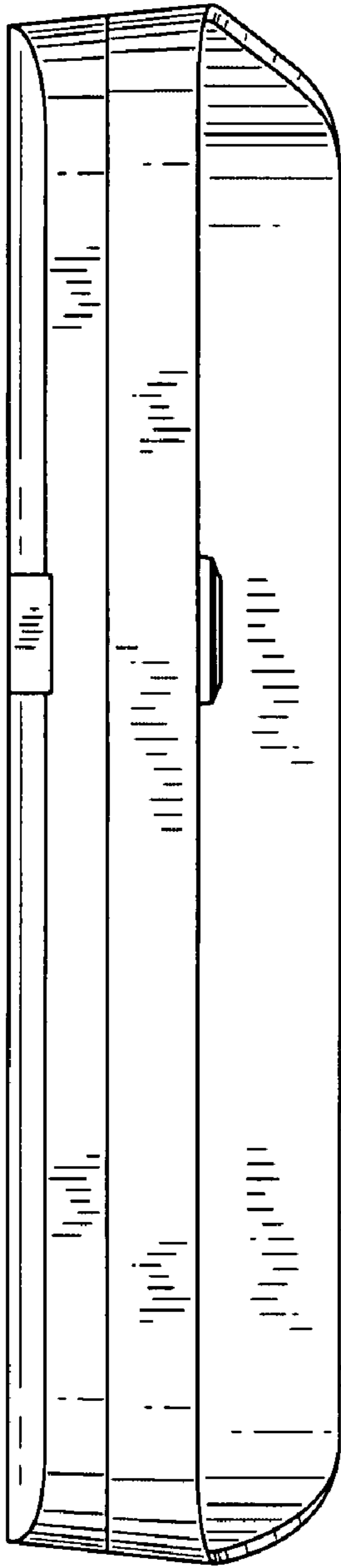
**FIG. 2**




**FIG. 3**



**FIG. 4**



**FIG. 5**



**FIG. 6**