



US00D562733S

(12) **United States Design Patent**
Schreyer et al.

(10) **Patent No.: US D562,733 S**
(45) **Date of Patent: ** Feb. 26, 2008**

(54) **VEHICLE**

(75) Inventors: **Peter Schreyer**, Ingolstadt (DE); **Marc Lichte**, Braunschweig (DE); **Robert Lesnik**, Braunschweig (DE)

(73) Assignee: **Volkswagen AG**, Wolfsburg (DE)

(**) Term: **14 Years**

(21) Appl. No.: **29/211,823**

(22) Filed: **Aug. 23, 2004**

(30) **Foreign Application Priority Data**

Feb. 23, 2004 (EM) 138748

(51) **LOC (8) Cl.** **12-08**

(52) **U.S. Cl.** **D12/92**

(58) **Field of Classification Search** D12/90-92,
D12/86, 88; D21/424, 433; 296/181.1, 181.5
See application file for complete search history.

(56) **References Cited**

U.S. PATENT DOCUMENTS

- D440,527 S * 4/2001 Wagner et al. D12/92
- D465,436 S * 11/2002 Dehner et al. D12/92
- D497,327 S * 10/2004 Lai D12/92
- D500,000 S * 12/2004 Dyson et al. D12/92
- D500,709 S * 1/2005 van Hooydonk D12/92

* cited by examiner

Primary Examiner—Melody N. Brown

(74) *Attorney, Agent, or Firm*—Klaus P. Stoffel; Wolff & Samson PC

(57) **CLAIM**

The ornamental design for a vehicle, as shown and described.

DESCRIPTION

FIG. 1 is a front left side perspective view of the convertible vehicle of the present invention with the top in a closed state;

FIG. 2 is a rear right side perspective view thereof;

FIG. 3 is a rear left side perspective view thereof;

FIG. 4 is a top, rear right side perspective view thereof;

FIG. 5 is a front right side perspective view thereof;

FIG. 6 is a right side view thereof;

FIG. 7 is another front left side perspective view thereof;

FIG. 8 is a top, rear right side perspective view thereof with the side windows open;

FIG. 9 is a right side rear perspective view thereof in motion;

FIG. 10 is a rear, right side perspective view thereof in motion;

FIG. 11 is a front left side perspective view thereof with the top in an open state;

FIG. 12 is a top, rear right side perspective view of FIG. 11;

FIG. 13 is a right side rear perspective view of FIG. 11;

FIG. 14 is a left side view of FIG. 11;

FIG. 15 is a right side, front perspective view of FIG. 11;

FIG. 16 is a rear left side view of FIG. 11;

FIG. 17 is a left side front perspective view of FIG. 11;

FIG. 18 is a top, rear, right side view of FIG. 11 with the door open; and,

FIG. 19 is a front, right side perspective view of FIG. 11.

The license plate letters and numbers as well as indicia on the vehicle do not form part of the claimed design.

1 Claim, 19 Drawing Sheets






Fig. 1




Fig. 2



Fig. 3




Fig. 4




Fig. 5

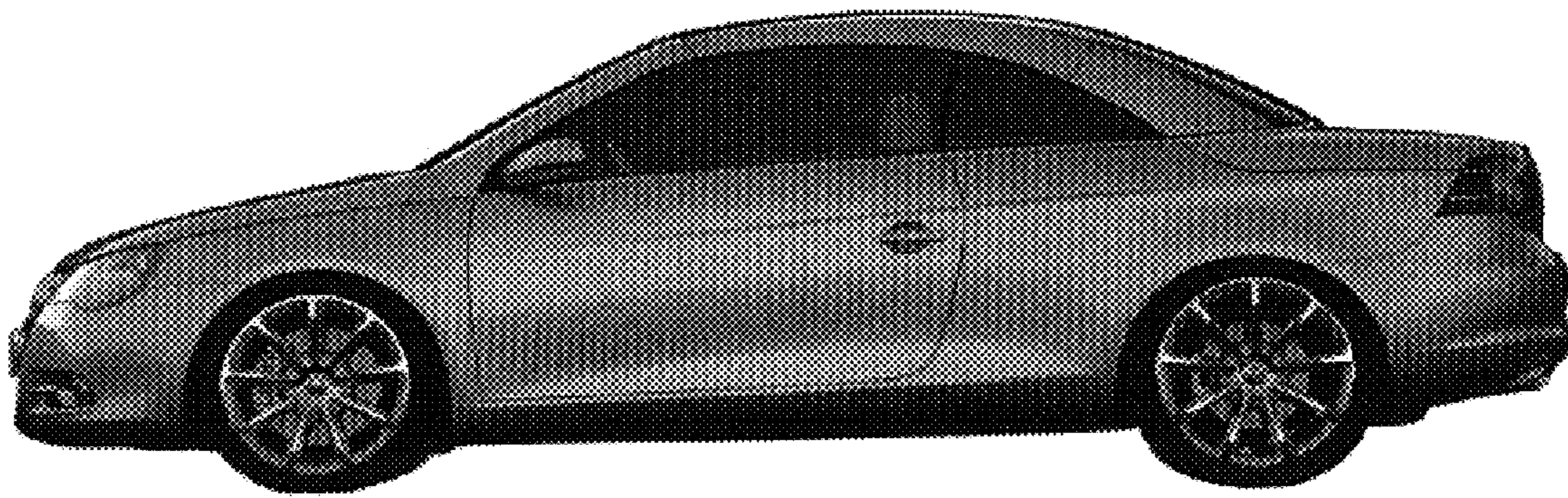


Fig. 6



Fig. 7




Fig. 8




Fig. 9




Fig. 10




Fig. 11




Fig. 12




Fig. 13

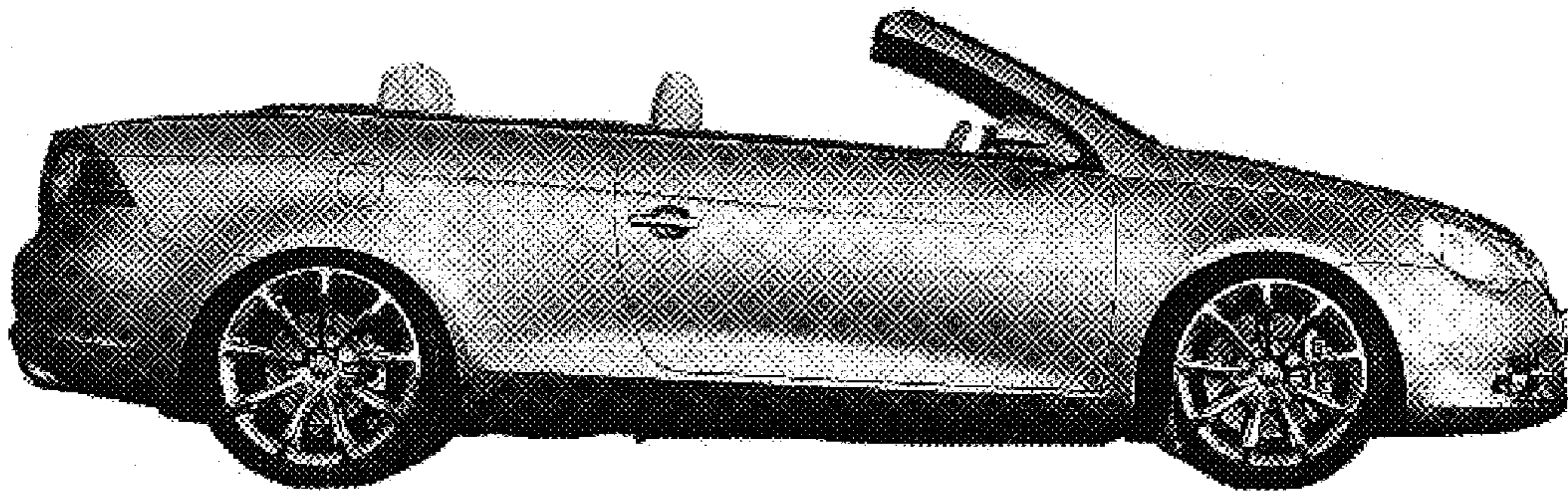


Fig. 14




Fig. 15



Fig. 16




Fig. 17




Fig. 18



Fig. 19