

US00D562719S

(12) **United States Design Patent**
Giannini

(10) **Patent No.:** **US D562,719 S**

(45) **Date of Patent:** **** Feb. 26, 2008**

(54) **ADORNMENT ARTICLE**

(75) Inventor: **Frida Giannini**, Florence (IT)

(73) Assignee: **Guccio Gucci S.p.A.**, Florence (IT)

(**) Term: **14 Years**

(21) Appl. No.: **29/258,053**

(22) Filed: **Apr. 14, 2006**

(30) **Foreign Application Priority Data**

Oct. 14, 2005 (EM) 000415971
Oct. 14, 2005 (EM) 000415989

(51) **LOC (8) Cl.** **11-01**

(52) **U.S. Cl.** **D11/86**

(58) **Field of Classification Search** D11/1-2,
D11/7, 40-44, 46-49, 53, 56-57, 59-61,
D11/63, 65, 79-83, 86-87, 89-90, 99, 91-92,
D11/101, 106, 114-116, 200-201; 63/1.11,
63/18-20, 214-218; D3/207-211; D2/946,
D2/976; 24/163 R

See application file for complete search history.

(56) **References Cited**

U.S. PATENT DOCUMENTS

D214,155 S * 5/1969 Aigner D2/976

D285,625 S * 9/1986 Kirk D11/208
D533,332 S * 12/2006 Choi D2/946
D543,678 S * 6/2007 Boas et al. D2/946
D548,432 S * 8/2007 Martin D2/946

* cited by examiner

Primary Examiner—Ralf Seifert

(74) *Attorney, Agent, or Firm*—Cowan, Liebowitz & Latman, PC

(57) **CLAIM**

The ornamental design for a adornment article, as shown and described.

DESCRIPTION

FIG. 1 is a perspective view of the adornment article showing my design thereof;

FIG. 2 is a front view thereof;

FIG. 3 is a top view thereof;

FIG. 4 is a back view thereof;

FIG. 5 is a bottom view thereof;

FIG. 6 is a left side view thereof; and,

FIG. 7 is a right side view thereof.

1 Claim, 2 Drawing Sheets




FIG. 1



FIG. 2



FIG. 3




FIG. 4




FIG. 5




FIG. 6



FIG. 7

