

US00D562716S

(12) **United States Design Patent**
Kume

(10) **Patent No.:** **US D562,716 S**

(45) **Date of Patent:** **** Feb. 26, 2008**

(54) **WATCH DIAL**

(75) Inventor: **Katsunori Kume**, Tokyo (JP)

(73) Assignee: **Seiko Watch Kabushiki Kaisha** (JP)

(**) Term: **14 Years**

(21) Appl. No.: **29/289,152**

(22) Filed: **Jul. 9, 2007**

(30) **Foreign Application Priority Data**

Jan. 12, 2007 (JP) D2007-000399

(51) **LOC (8) Cl.** **10-07**

(52) **U.S. Cl.** **D10/126**

(58) **Field of Classification Search** D10/30-39,
D10/123-126; 368/276, 281, 282, 285, 223,
368/228, 232, 80, 294, 295, 28, 21
See application file for complete search history.

(56) **References Cited**

U.S. PATENT DOCUMENTS

D147,603 S *	9/1947	Stern	D10/122
D147,604 S *	9/1947	Stern	D10/122
D323,784 S *	2/1992	Gueit	D10/32
5,119,349 A *	6/1992	Muto et al.	368/157
5,339,293 A *	8/1994	Kamiyama et al.	368/21
D405,375 S *	2/1999	Chodat	D10/39
6,490,230 B1 *	12/2002	Sakuyama et al.	368/11
D497,321 S *	10/2004	Nataf	D10/126
D518,743 S *	4/2006	Sugiura et al.	D10/32
D521,879 S *	5/2006	Tonohori	D10/31
D524,677 S *	7/2006	Nataf	D10/126
D528,032 S *	9/2006	Lovegrove	D10/126

D531,536 S *	11/2006	Lovegrove	D10/126
D531,923 S *	11/2006	Kume et al.	D10/126
D537,367 S *	2/2007	Oshita	D10/31
7,215,601 B2 *	5/2007	Plancon et al.	368/10
7,215,602 B2 *	5/2007	Hirano et al.	368/28
D549,598 S *	8/2007	Yoshikawa	D10/32
7,266,051 B2 *	9/2007	Plancon et al.	368/80

OTHER PUBLICATIONS

Watches International VI, The Original Annual of the World's Finest Wristwatches, 2005, Tourbillon International LLC, p. 368, Maurice Lacroix watches.*

* cited by examiner

Primary Examiner—Lucy Lieberman

(74) *Attorney, Agent, or Firm*—SAIDMAN DesignLaw Group

(57) **CLAIM**

The ornamental design for a watch dial, as shown and described.

DESCRIPTION

FIG. 1 is a perspective view of a watch dial;

FIG. 2 is a front view thereof;

FIG. 3 is a top plan view thereof;

FIG. 4 is a bottom plan view thereof;

FIG. 5 is a right side view thereof; and,

FIG. 6 is a left side view thereof.

The broken lines showing on the drawing disclosure are for illustrative purposes only and form no part of the claimed design.

1 Claim, 6 Drawing Sheets

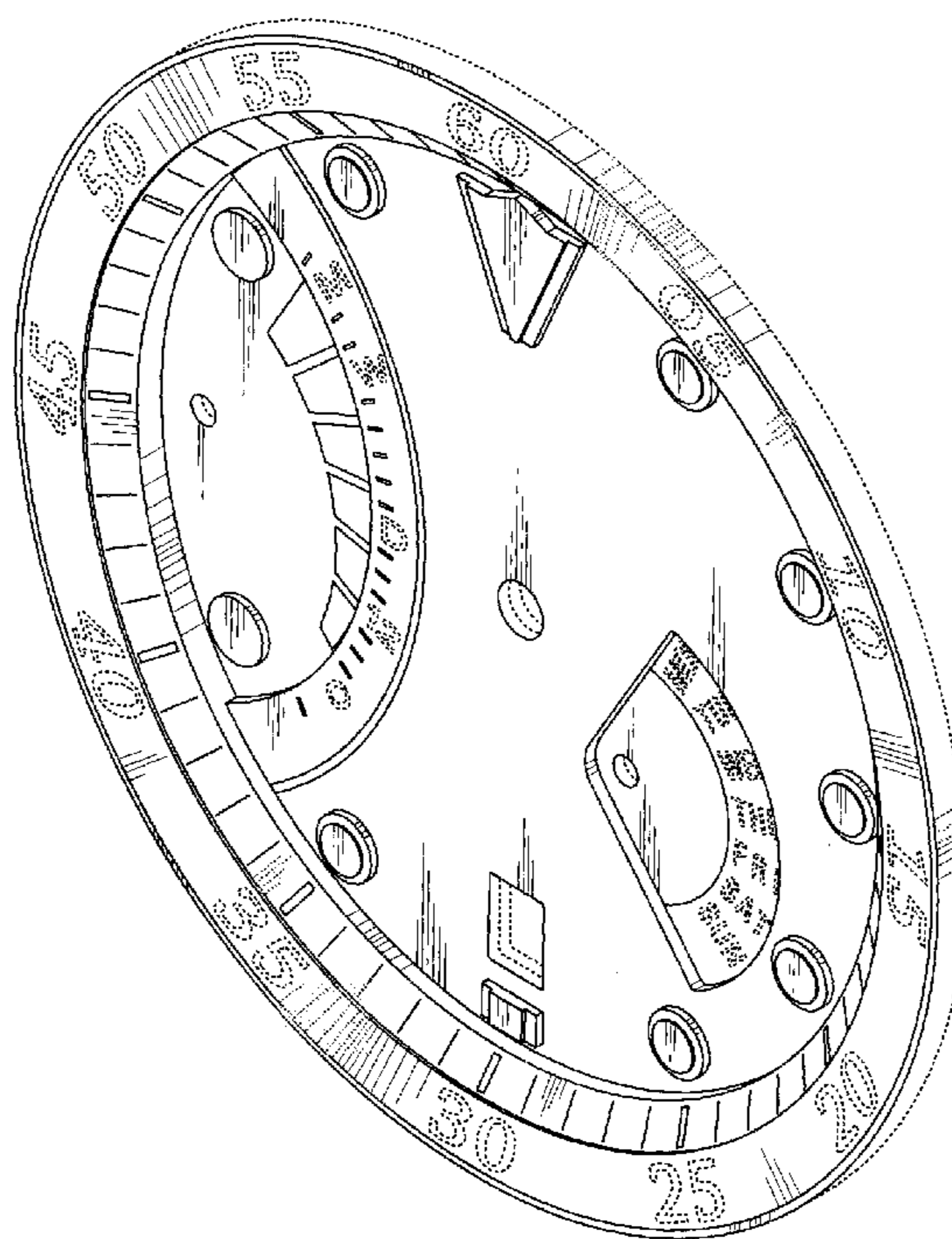


Fig. 1

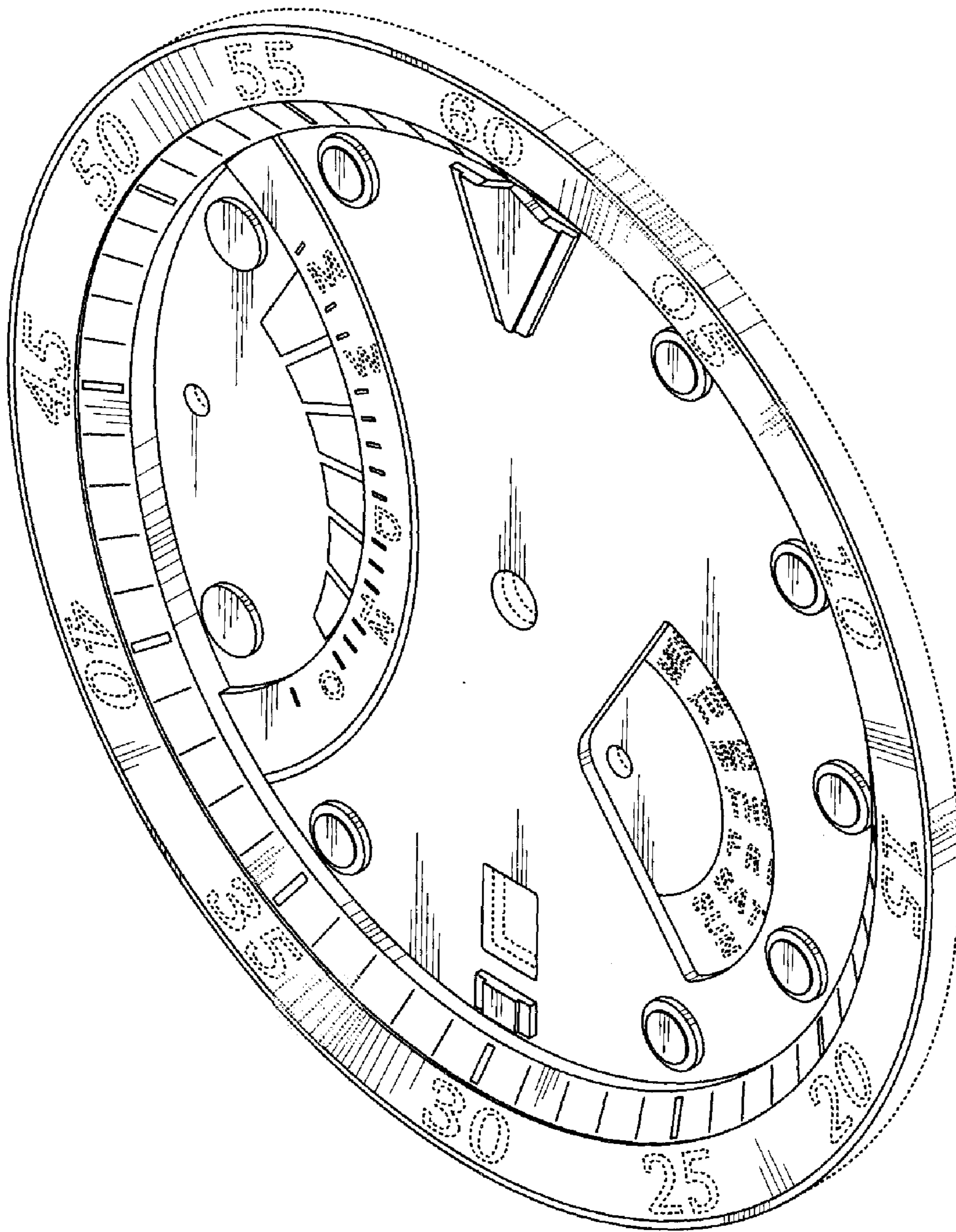


Fig.2

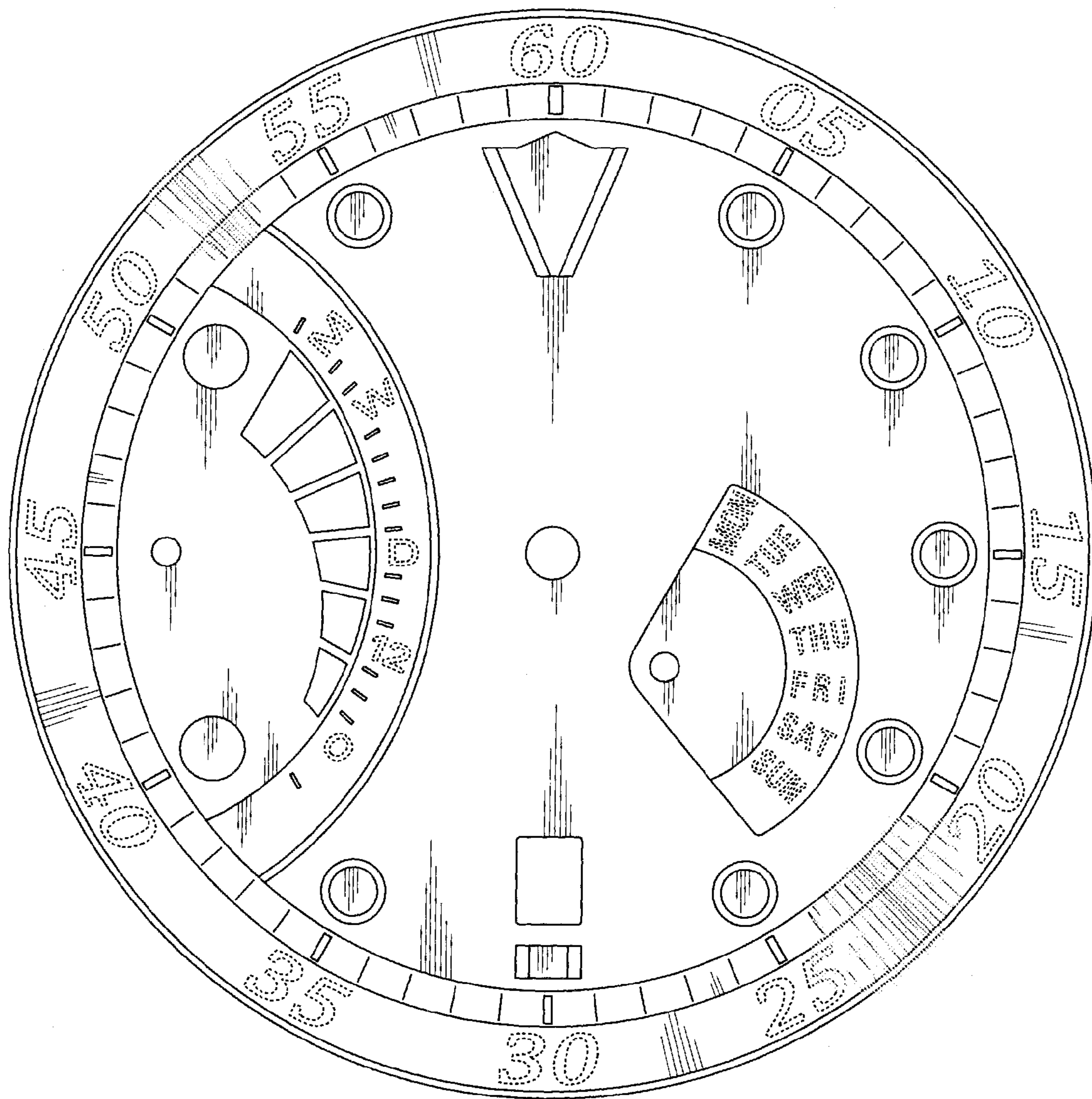


Fig.3




Fig.4




Fig.5




Fig.6

