

US00D562704S

(12) **United States Design Patent**
Lalo

(10) **Patent No.:** **US D562,704 S**

(45) **Date of Patent:** **** Feb. 26, 2008**

(54) **COMBINED WATCH AND BAND**
(75) Inventor: **Eyal Lalo**, Hallandale, FL (US)
(73) Assignee: **Invicta Watch Company of America, Inc.**, Hollywood, FL (US)
(**) Term: **14 Years**

D434,987 S * 12/2000 Versace D10/30
6,238,083 B1 * 5/2001 Hirano et al. 368/282
D444,075 S * 6/2001 Lepeu et al. D10/32
D445,343 S * 7/2001 Schneider D10/30
D473,474 S * 4/2003 Wunderman D10/32
D508,859 S * 8/2005 Ho D10/30
D521,394 S * 5/2006 Tang D10/30
D549,113 S * 8/2007 Duong D10/32

(21) Appl. No.: **29/282,866**
(22) Filed: **Jul. 31, 2007**

* cited by examiner

Primary Examiner—Lucy Lieberman
(74) *Attorney, Agent, or Firm*—Howard Natter; Natter & Natter

(51) **LOC (8) Cl.** **10-02**
(52) **U.S. Cl.** **D10/32**
(58) **Field of Classification Search** D10/30–39,
D10/123–126, 128; 368/276, 281, 282, 285,
368/223, 228, 232, 80, 294, 295; 224/164;
63/3, 3.1, 4; D11/3, 12
See application file for complete search history.

(57) **CLAIM**

The ornamental design for a combined watch and band, as shown and described.

(56) **References Cited**

DESCRIPTION


U.S. PATENT DOCUMENTS

D150,324 S * 7/1948 Tall D11/12
D183,732 S * 10/1958 Fedor D10/39
3,039,263 A * 6/1962 Wyler et al. 368/282
3,503,203 A * 3/1970 Gruner et al. 368/21
D356,956 S * 4/1995 Hitter D10/32
D396,420 S * 7/1998 Coquerel D10/32
D403,597 S * 1/1999 Hartzband D10/32
D407,029 S * 3/1999 Drucker D10/39
D412,670 S * 8/1999 Riley D10/30
D414,432 S * 9/1999 Aellen D10/32
D416,206 S * 11/1999 Aellen D10/32
D423,949 S * 5/2000 Stoll D10/32

FIG. 1 is a perspective view of a combined watch and band showing my new design;
FIG. 2 is a bottom view thereof;
FIG. 3 is a front view thereof;
FIG. 4 is a right side elevational view thereof;
FIG. 5 is a left side plan view thereof;
FIG. 6 is a back view thereof; and,
FIG. 7 is a top view thereof.

The broken-line showing of FIGS. 1–7 are for illustrative purposes only and form no part of the claimed design.

1 Claim, 4 Drawing Sheets






FIG. 1

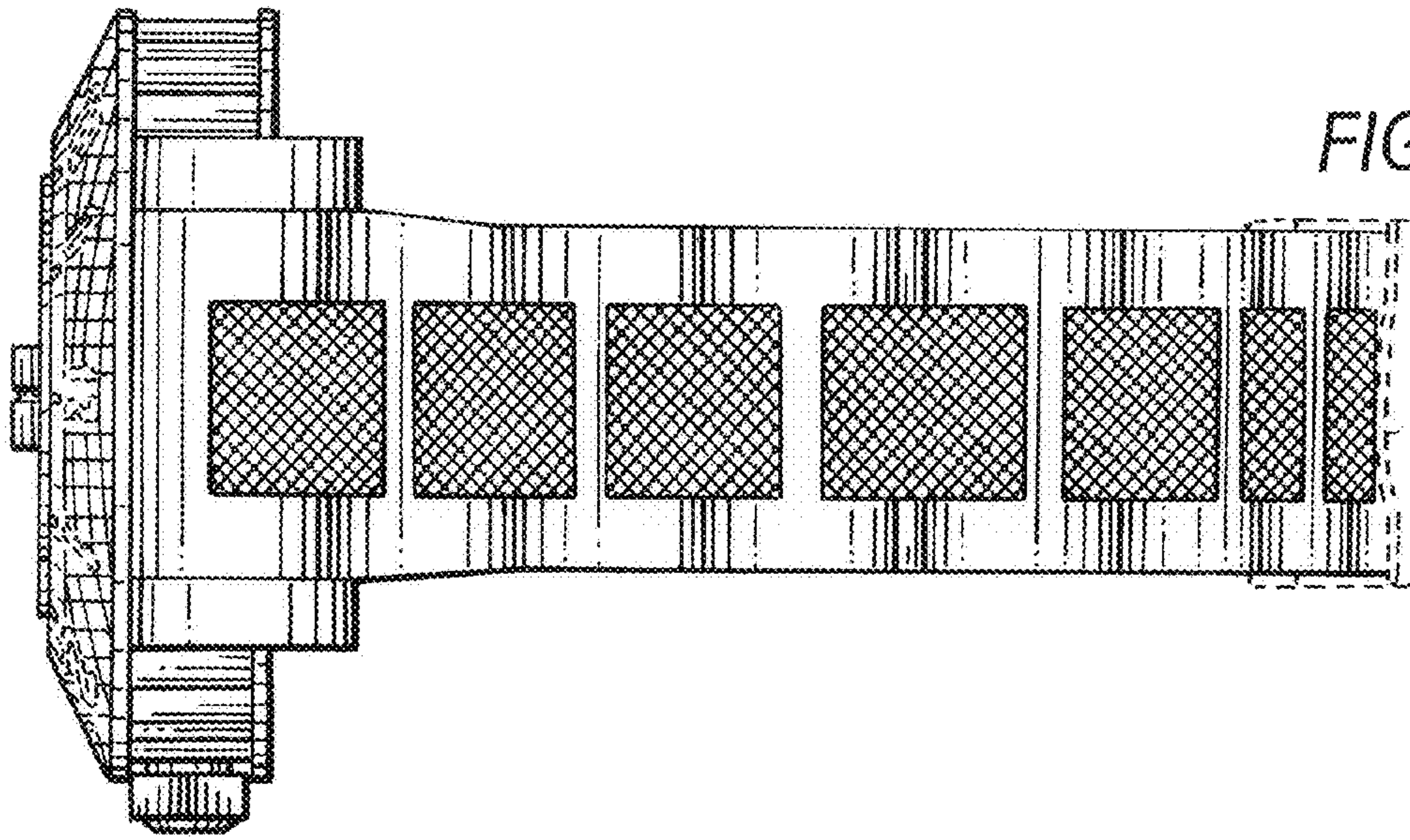


FIG. 2

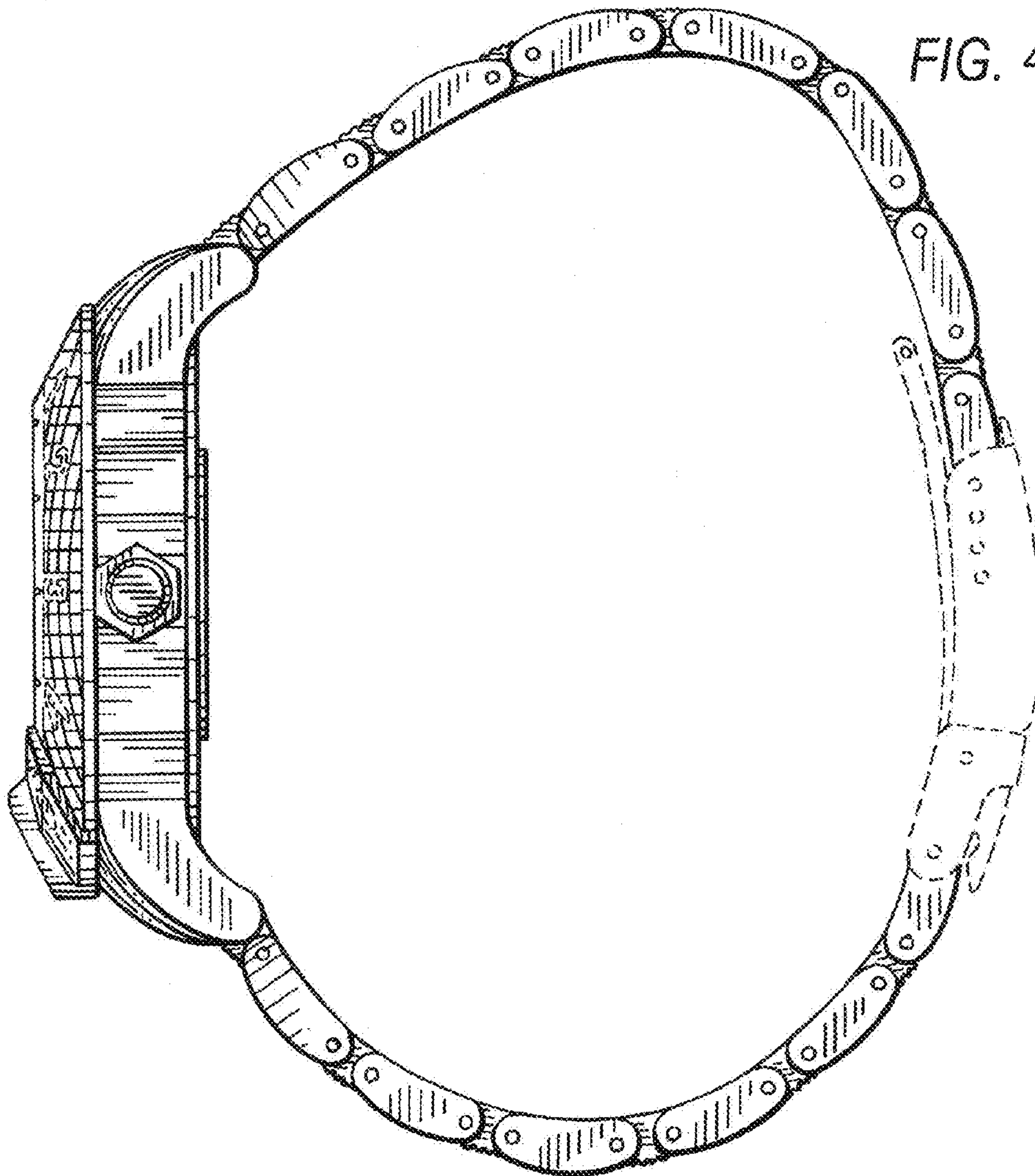


FIG. 4

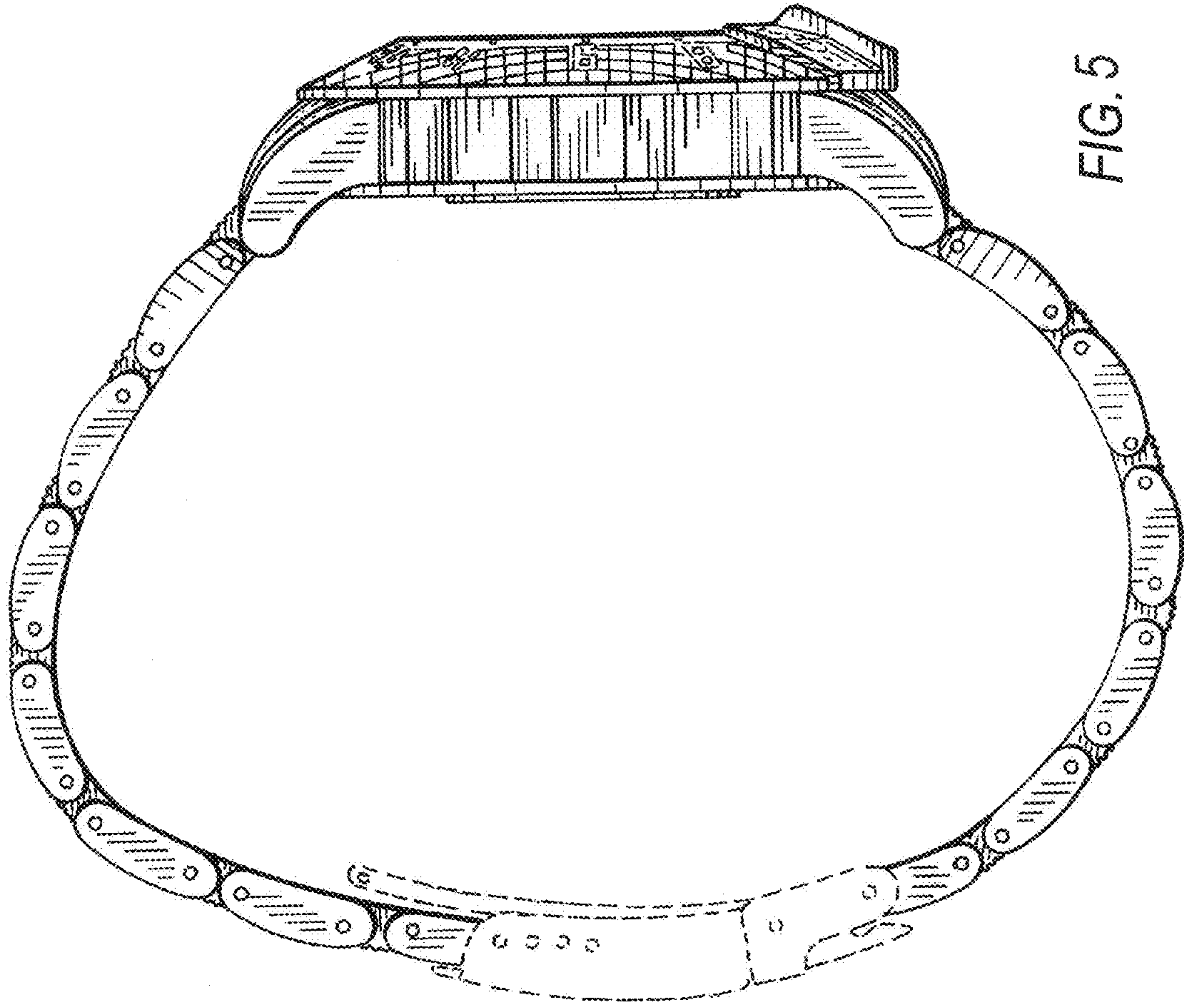


FIG. 5

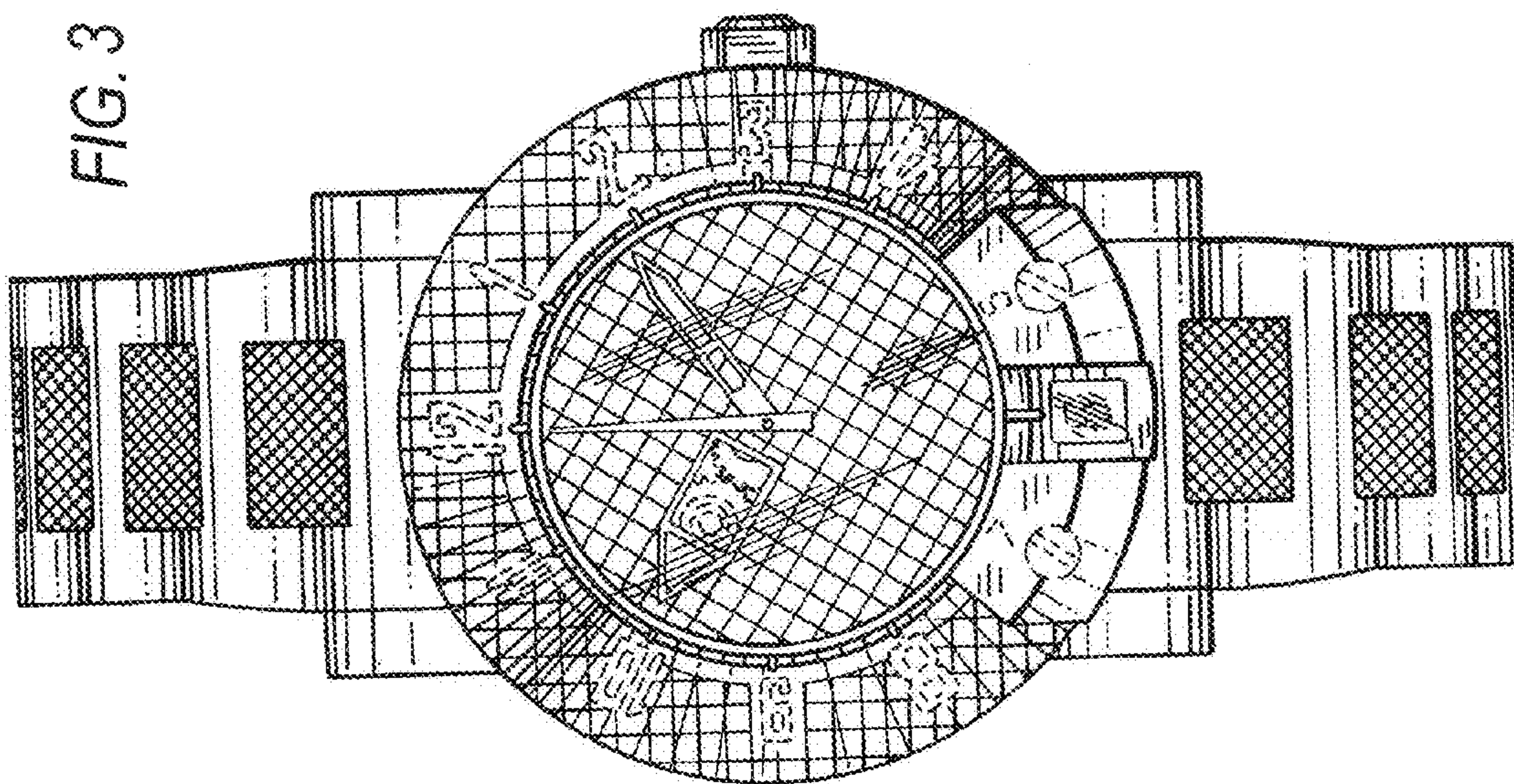


FIG. 3

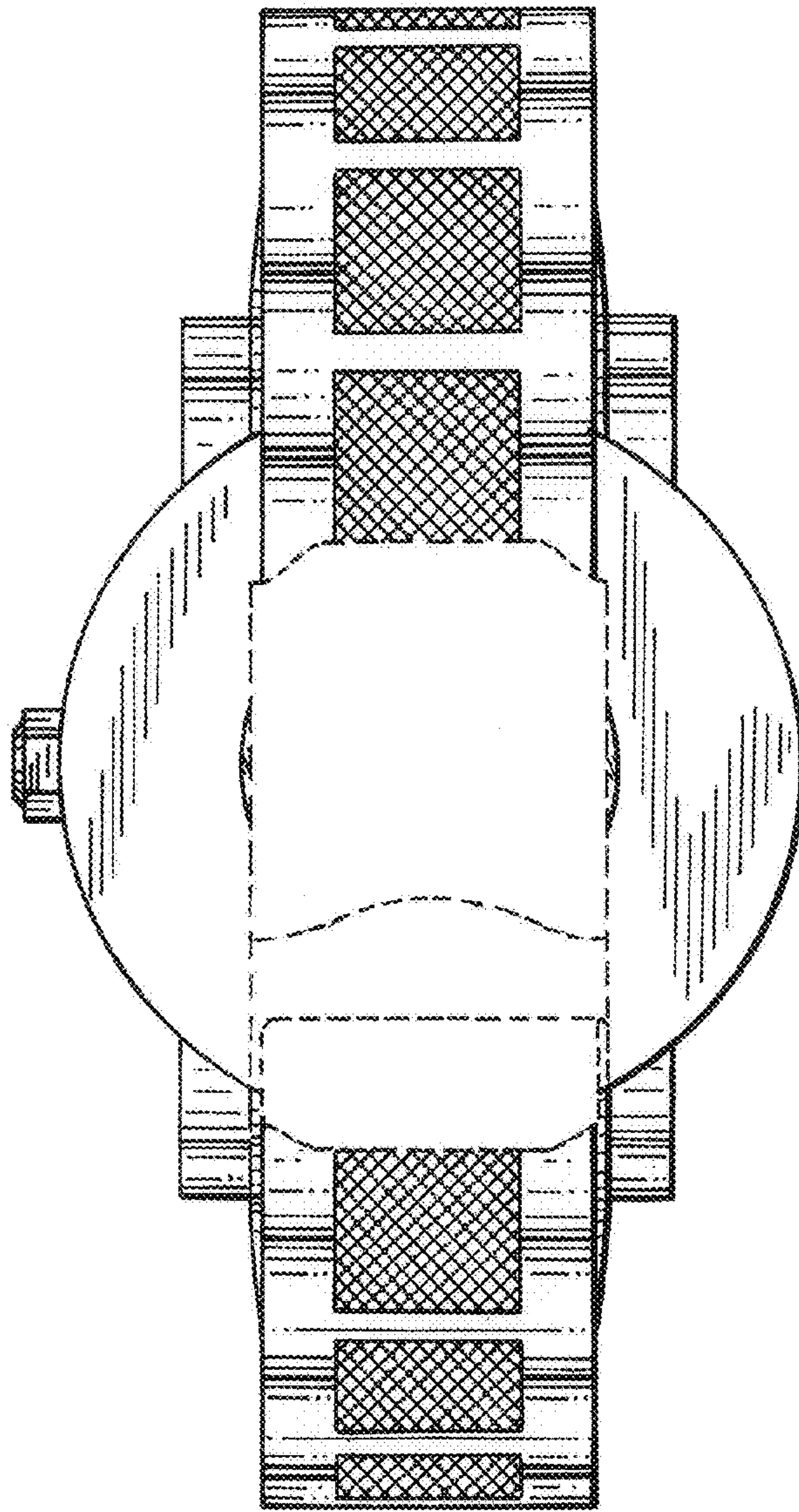


FIG. 6

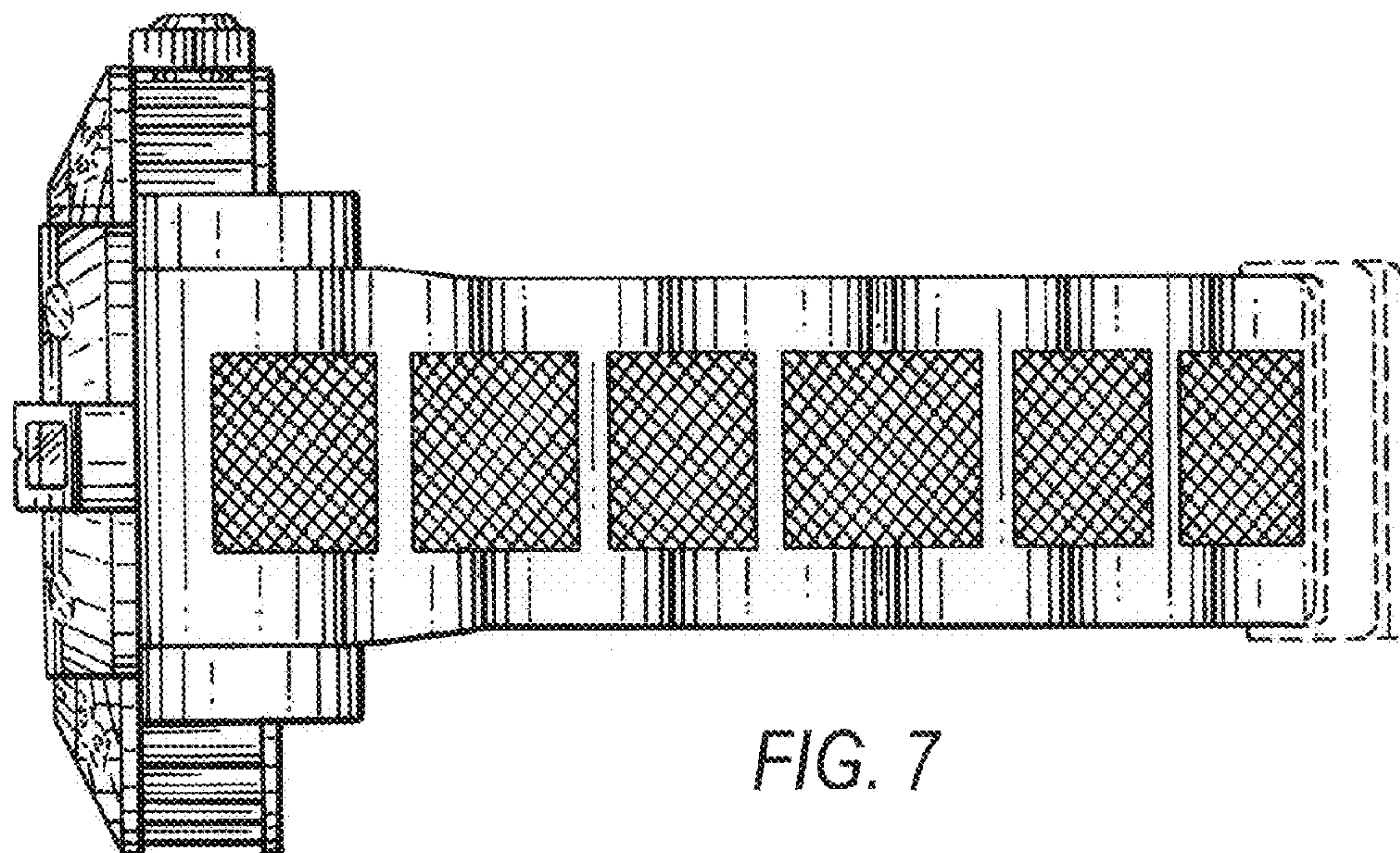


FIG. 7