



US00D562692S

(12) **United States Design Patent** (10) **Patent No.:** **US D562,692 S**  
**Norton et al.** (45) **Date of Patent:** **\*\* \*Feb. 26, 2008**

(54) **PET FOOD CONTAINER**

(75) Inventors: **Sharon Ann Norton**, Clayton, OH (US); **Mark D. Hara**, Brookville, OH (US)

(73) Assignee: **The Iams Company**, Dayton, OH (US)

(\*) Notice: This patent is subject to a terminal disclaimer.

(\*\*) Term: **14 Years**

(21) Appl. No.: **29/255,285**

(22) Filed: **Mar. 7, 2006**

(51) **LOC (8) Cl.** ..... **09-99**

(52) **U.S. Cl.** ..... **D9/644; D9/645**

(58) **Field of Classification Search** ..... D5/14-15, D5/20, 26, 29, 36; D7/396.4-396.5; D9/414, D9/433, 702-709, 711-713, 607, 644-645, D9/649; 206/457, 554; 229/87.01, 87.03, 229/87.08, 116.5, 922-923; 383/109, 113, 383/116, 120

See application file for complete search history.

(56) **References Cited**

**U.S. PATENT DOCUMENTS**

D71,292 S *	10/1926	Meeker	.....	D5/14
D86,161 S *	2/1932	Ericson	.....	D5/14
3,084,455 A *	4/1963	Demler	.....	D5/29
3,291,374 A *	12/1966	Lepisto et al.	.....	383/109
3,346,173 A *	10/1967	Smith et al.	.....	383/113
3,370,773 A *	2/1968	Mayo	.....	383/109
3,415,440 A *	12/1968	Watters	.....	383/109
3,784,085 A *	1/1974	Kilgore	.....	383/113

D281,668 S *	12/1985	Berard	.....	D9/649
4,863,287 A *	9/1989	Marsik	.....	383/113
D331,611 S *	12/1992	Gebhardt	.....	D21/743

**OTHER PUBLICATIONS**

Lifelong Dog Food Package photograph.

\* cited by examiner

*Primary Examiner*—Cathy Anne MacCormac

(74) *Attorney, Agent, or Firm*—Sarah Ann Dressel; Cynthia L. Clay; Roddy M. Bullock

(57) **CLAIM**

The ornamental design for a pet food container, as shown and described.

**DESCRIPTION**

The application file contains at least one drawing executed in color. Copies of this patent or patent application publication with color drawing(s) will be provided by the Office upon request and payment of the necessary fee.

FIG. 1 is a front perspective view of a pet food container showing our new design;

FIG. 2 is a front elevation view thereof;

FIG. 3 is bottom plan view thereof;

FIG. 4 is a right side view thereof, the opposing left side view being a mirror image thereof; and,


FIG. 5 is a rear view thereof.

The broken lines in the drawings are for illustrative purposes only and do not form a part of the claimed design.

**1 Claim, 3 Drawing Sheets**  
**(2 of 3 Drawing Sheet(s) Filed in Color)**









*Fig. 1*






*Fig. 2*




*Fig. 3*





*Fig. 4*



*Fig. 5*