



US00D562691S

(12) **United States Design Patent** (10) **Patent No.:** **US D562,691 S**
Norton et al. (45) **Date of Patent:** **** *Feb. 26, 2008**

(54) **PET FOOD CONTAINER**

(75) Inventors: **Sharon Ann Norton**, Clayton, OH (US); **Mark D. Hara**, Brookville, OH (US); **Steven M. Whayne**, West Chester, OH (US); **Leslie Crombie**, Cincinnati, OH (US)

(73) Assignee: **The IAMS Company**, Dayton, OH (US)

(*) Notice: This patent is subject to a terminal disclaimer.

(**) Term: **14 Years**

(21) Appl. No.: **29/255,273**

(22) Filed: **Mar. 7, 2006**

(51) **LOC (8) Cl.** **09-99**

(52) **U.S. Cl.** **D9/644; D9/645**

(58) **Field of Classification Search** D5/14-15, D5/20, 26, 29, 36; D7/396.4-396.5; D9/414, D9/433, 702-709, 711-713, 607, 644-645, D9/649; 206/457, 554; 229/87.01, 87.03, 229/87.08, 116.5, 922-923; 383/109, 113, 383/116, 120

See application file for complete search history.

(56) **References Cited**

U.S. PATENT DOCUMENTS

3,291,374	A *	12/1966	Lepisto et al.	383/109
3,346,173	A *	10/1967	Smith et al.	383/113
3,370,773	A *	2/1968	Mayo	383/109
3,415,440	A *	12/1968	Watters	383/109
3,784,085	A *	1/1974	Kilgore	383/113

D278,974	S *	5/1985	Ray	D9/704
4,863,287	A *	9/1989	Marsik	383/113
D402,195	S *	12/1998	Park	D9/713
D405,270	S *	2/1999	Horner-Long et al.	D5/26
D443,176	S *	6/2001	Strandberg	D7/396.4
D458,762	S *	6/2002	Zucchi	D5/36
D533,357	S *	12/2006	Sarbo et al.	D5/26

* cited by examiner

Primary Examiner—Cathy Anne MacCormac

(74) *Attorney, Agent, or Firm*—Sarah Ann Dressel; Cynthia L. Clay; Roddy M. Bullock

(57) **CLAIM**

The ornamental design for a pet food container, as shown and described.

DESCRIPTION

The application file contains at least one drawing executed in color. Copies of this patent or patent application publication with color drawing(s) will be provided by the Office upon request and payment of the necessary fee.

FIG. 1 is a front perspective view of a pet food container showing our new design;

FIG. 2 is a front elevation view thereof;

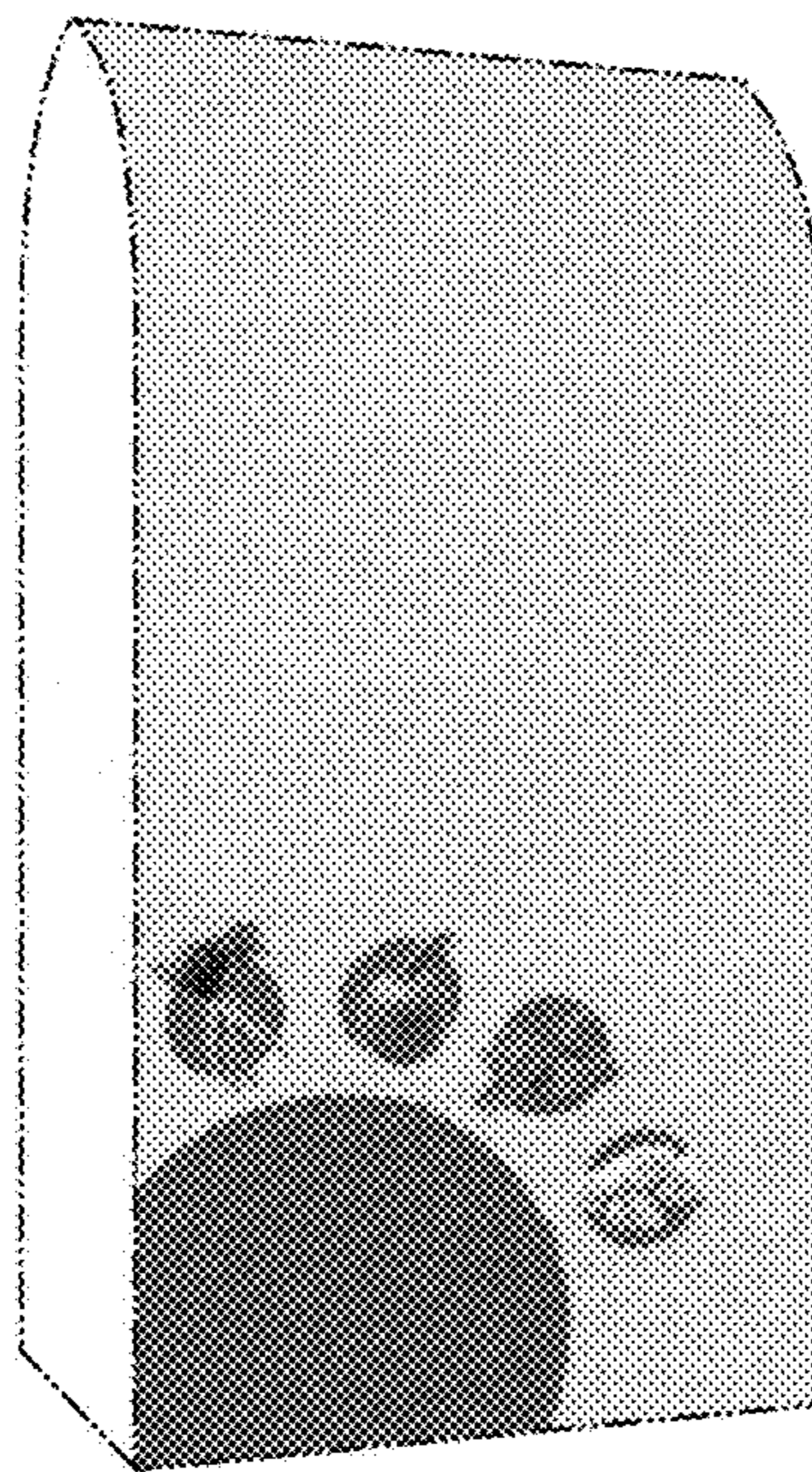
FIG. 3 is bottom plan view thereof;

FIG. 4 is a right side view thereof, the opposing left side view being a mirror image thereof; and,

FIG. 5 is a rear view thereof.

The broken lines in the drawings are for illustrative purposes only and do not form a part of the claimed design.

1 Claim, 3 Drawing Sheets
(2 of 3 Drawing Sheet(s) Filed in Color)






Fig. 1




Fig. 2




Fig. 3




Fig. 4




Fig. 5